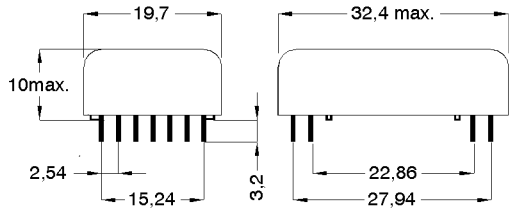


DIMENSIONS (mm)

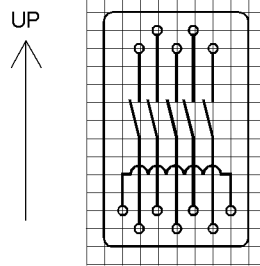


Pins: Ø0.65 mm
L = 3.2±0.3 mm
Material: Cu-alloy tinned

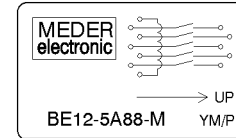


LAYOUT

pitch 2.54 mm/Top view



MARKING



MEDER-Label
Type/Layout
Production code,
EN60062/Factory code

Coil Data at 20 °C	Conditions	Min	Typ	Max	Unit
Coil resistance		273	303	333	Ohm
Coil voltage			12		VDC
Rated power			480		mW
Pull-In voltage				8,4	VDC
Drop-Out voltage		0,7			VDC

	Conditions	Min	Typ	Max	Unit
Contact-form			A		
Contact rating	Any DC combination of V & A not to exceed their individual max.'s			50	W
Switching voltage	DC or Peak AC			1.000	V
Switching current	DC or Peak AC			1	A
Carry current	DC or Peak AC			2	A
Contact resistance static	Measured with 40% overdrive Start Value			60	mOhm
Insulation resistance	RH <45 %, 100 V test voltage	10			GOhm
Breakdown voltage	according to IEC 255-5	1.500			VDC
Operate time, bounce-free	measured with 40% overdrive			2,5	ms
Release time	measured with no coil excitation			2	ms
Capacity	@ 10 kHz		0,4		pF

Special Product Data	Conditions	Min	Typ	Max	Unit
Insulation resistance Coil/Contact	RH <45%, 100 V test voltage	100			TOhm
Insulation voltage Coil/Contact	according to IEC 255-5	2			KVAC
Housing material		Fe - magnetic screen			
Sealing compound		Polyurethan			
number of contacts		5			

Environmental data	Conditions	Min	Typ	Max	Unit
Shock	1/2 sine wave duration 11ms			30	g
Vibration	from 10 - 2000 Hz			20	g
Ambient temperature		-20		55	°C
Storage temperature		-35		105	°C
Soldering temperature	max. 5 sec			260	°C
Cleaning		fully sealed			

Modifications in the sense of technical progress are reserved

Designed at: 21.02.07 Designed by: MPOTUZAK
Last Change at: 07.03.07 Last Change by: DSTASTNY

Approval at: 06.03.07 Approval by: DSTASTNY
Approval at: 07.03.07 Approval by: DSTASTNY

Rev. No.: 02