

9939 Via Pasar | San Diego, CA 92126
 TEL: (858) 621-2700 | FAX: (858) 621-2722
 URL: www.zcomm.com
 EMAIL: applications@zcomm.com

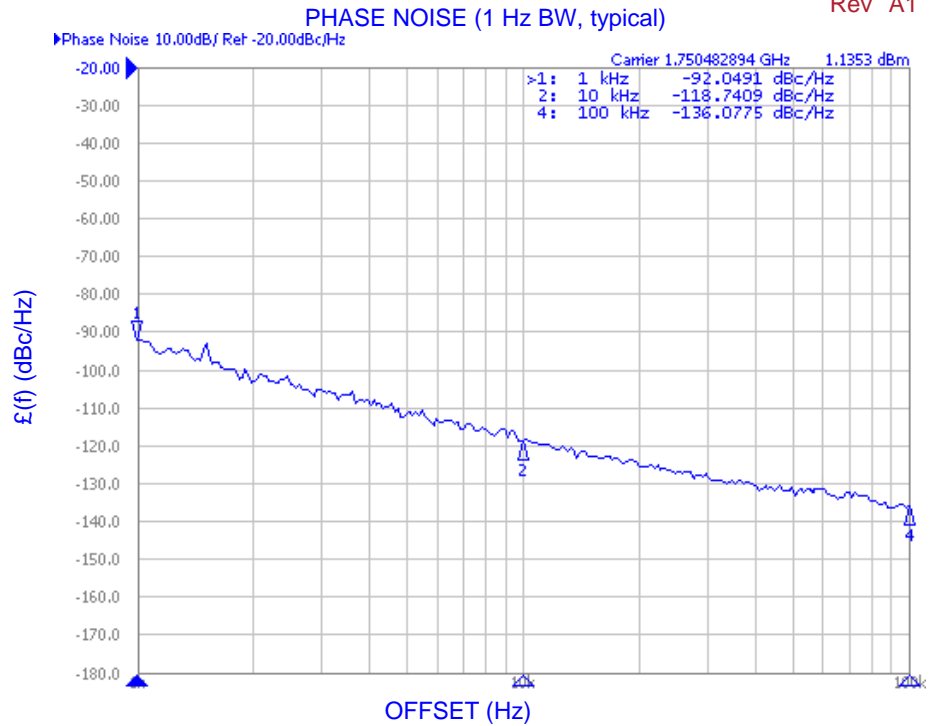
Voltage-Controlled Oscillator Surface Mount Module

Applications

- Digital Radio Equipment
- Fixed Wireless Access
- Satellite Communication Systems

Application Notes

- AN-101: Mounting and Grounding
- AN-102: Output Loading
- AN-107: Manual Soldering



Performance Specifications

	Min	Typ	Max	Units
Oscillation Frequency Range	1748		1753	MHz
Phase Noise @ 10 kHz offset (1 Hz BW)		-119		dBc/Hz
Harmonic Suppression (2nd)		-30	-28	dBc
Tuning Voltage	0.5		4.5	Vdc
Tuning Sensitivity (avg.)		8		MHz/V
Power Output	5	8	11	dBm
Load Impedance		50		Ω
Input Capacitance			50	pF
Pushing			.5	MHz/V
Pulling (14 dB Return Loss, Any Phase)			1	MHz
Operating Temperature Range	-15		65	$^{\circ}\text{C}$
Package Style	MINI-16-SM			

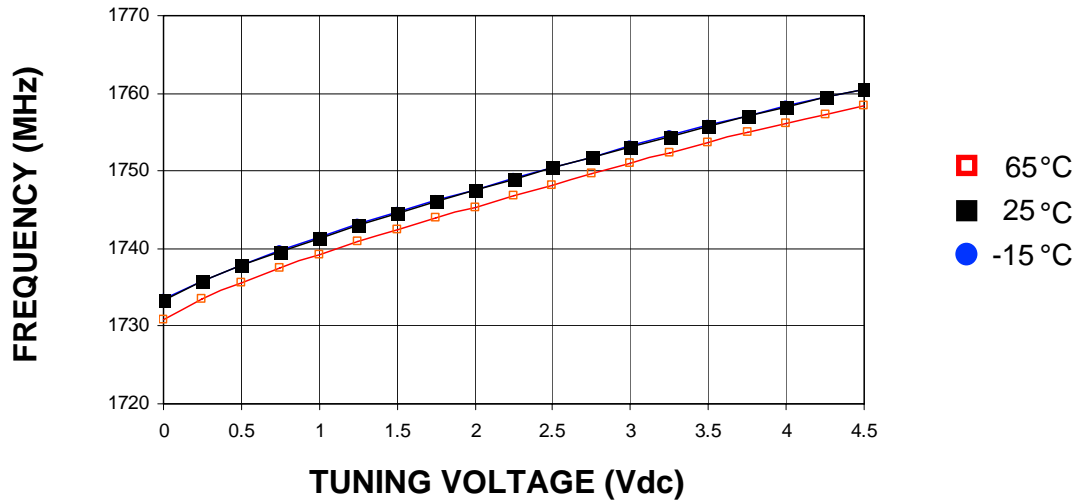
Power Supply Requirements

	Min	Typ	Max	Units
Supply Voltage (Vcc, nom.)		8		Vdc
Supply Current (Icc)		33	38	mA

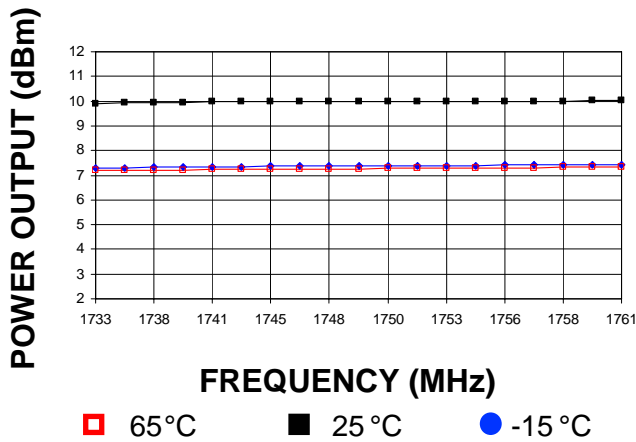
Additional Notes

Phase Noise @ 1 kHz offset (1 Hz BW) -92 (typ) dBc/Hz
 Phase Noise @ 100 kHz offset (1 Hz BW) -137 (typ) dBc/Hz

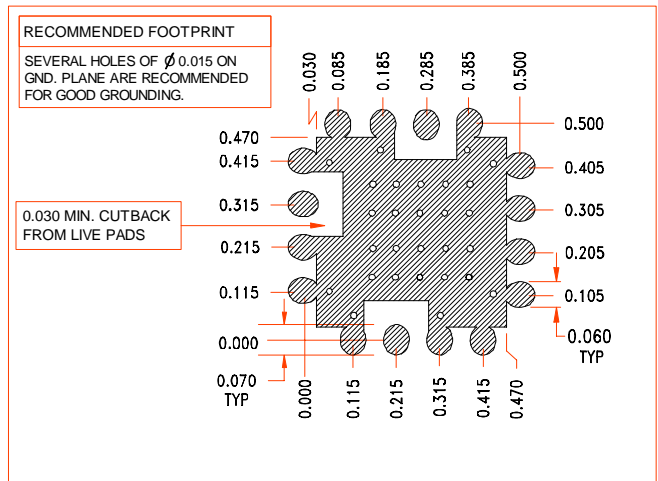
Tuning Curve, typ.



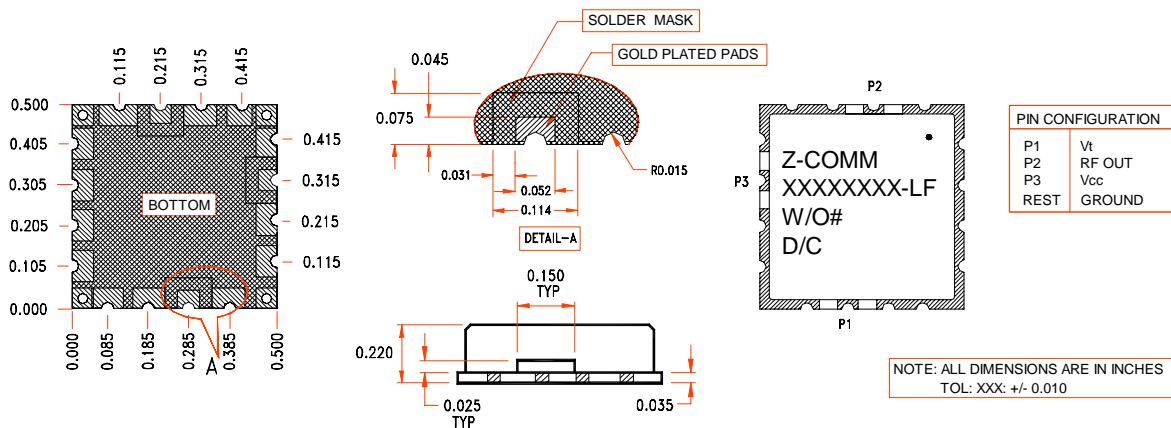
Power Curve, typ.



Footprint



Physical Dimensions



LFSuffix = RoHS Compliant. All specifications are subject to change without notice.