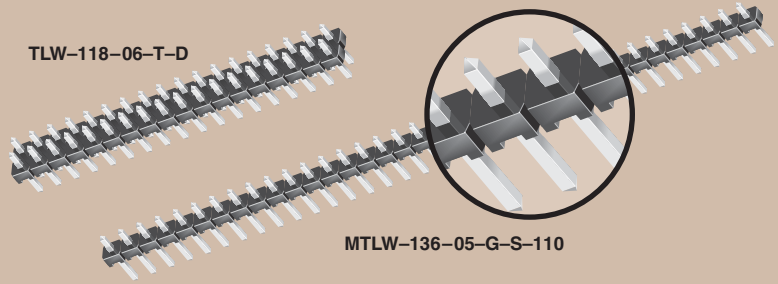




(2,54mm) .100"

TLW, MTLW SERIES

TLW-118-06-T-D



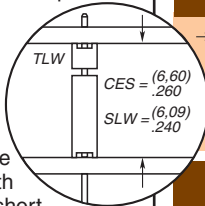
MTLW-136-05-G-S-110

LOW PROFILE .025" SQ POST HEADERS

Mates with:
BSW, CES, SLW, HLE

FEATURES

These headers provide the ultimate low profile (0,64mm) .025" square post board stacking system. The high quality Phosphor Bronze terminals are available with a standard short post height (TLW Series) for mating with low profile sockets, or the post height can be Modified (MTLW Series) to accommodate IDC assemblies and other applications.



TLW	1	NO. PINS PER ROW	LEAD STYLE	PLATING OPTION	ROW OPTION	OTHER OPTION												
01 thru 40 = Single Row		Specify "LEAD STYLE" from chart		-S = Single Row	-RA = Right Angle (-01 Lead Style only)	-"XX" = Polarized Position Specify position for omitted pin.												
01 thru 36 = Double Row		<table border="1"> <thead> <tr> <th>LEAD STYLE</th> <th>A</th> <th>C</th> </tr> </thead> <tbody> <tr> <td>-01</td> <td>N/A</td> <td>(5,84) .230</td> </tr> <tr> <td>-05</td> <td>(4,32) .170</td> <td>(2,67) .105</td> </tr> <tr> <td>-06</td> <td>(3,43) .135</td> <td>(2,67) .105</td> </tr> </tbody> </table>		LEAD STYLE	A	C	-01	N/A	(5,84) .230	-05	(4,32) .170	(2,67) .105	-06	(3,43) .135	(2,67) .105	-D = Double Row	-G = 10µ" (0,25µm) Gold on post, Gold flash on tail	-T = Matte Tin
LEAD STYLE	A	C																
-01	N/A	(5,84) .230																
-05	(4,32) .170	(2,67) .105																
-06	(3,43) .135	(2,67) .105																

SPECIFICATIONS

For complete specifications
www.samtec.com?TLW or
see www.samtec.com?MTLW

Insulator Material:
Black Liquid Crystal Polymer



Terminal Material:
Phosphor Bronze

Plating:

Au or Sn over 50µ" (1,27µm) Ni

Current Rating:

3A

Operating Temp Range:

-55°C to +105°C with Tin

-55°C to +125°C with Gold

RoHS Compliant:

Yes

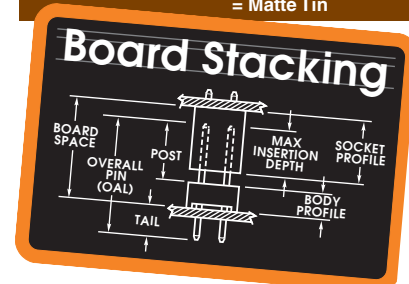
Lead-Free Solderable:

Yes

Note: Other Gold plating options available. Contact Samtec.

Note: Some lengths, styles and options are non-standard, non-returnable. MTLW Series is non-standard, non-returnable.

MTLW	1	NO. PINS PER ROW	LEAD STYLE	PLATING OPTION	ROW OPTION	POST HEIGHT																				
01 thru 40 = Single Row		Specify "LEAD STYLE" from chart		-S = Single Row	-"XXX" = Post Height Dimension (In inches)	-L = 10µ" (0,25µm) Gold on post, Matte Tin on tail (Styles -05 & -06 not available)																				
01 thru 36 = Double Row		<table border="1"> <thead> <tr> <th>LEAD STYLE</th> <th>OAL</th> </tr> </thead> <tbody> <tr> <td>-05</td> <td>(8,51) .335</td> </tr> <tr> <td>-06</td> <td>(7,62) .300</td> </tr> <tr> <td>-07</td> <td>(10,92) .430</td> </tr> <tr> <td>-08</td> <td>(13,46) .530</td> </tr> <tr> <td>-09</td> <td>(18,54) .730</td> </tr> <tr> <td>-10</td> <td>(21,08) .830</td> </tr> <tr> <td>-22</td> <td>(16,00) .630</td> </tr> <tr> <td>-23</td> <td>(11,30) .445</td> </tr> <tr> <td>-24</td> <td>(12,19) .480</td> </tr> </tbody> </table>		LEAD STYLE	OAL	-05	(8,51) .335	-06	(7,62) .300	-07	(10,92) .430	-08	(13,46) .530	-09	(18,54) .730	-10	(21,08) .830	-22	(16,00) .630	-23	(11,30) .445	-24	(12,19) .480	-D = Double Row	-G = 10µ" (0,25µm) Gold on post, Gold flash on tail	-T = Matte Tin
LEAD STYLE	OAL																									
-05	(8,51) .335																									
-06	(7,62) .300																									
-07	(10,92) .430																									
-08	(13,46) .530																									
-09	(18,54) .730																									
-10	(21,08) .830																									
-22	(16,00) .630																									
-23	(11,30) .445																									
-24	(12,19) .480																									



Due to technical progress, all designs, specifications and components are subject to change without notice.

WWW.SAMTEC.COM