

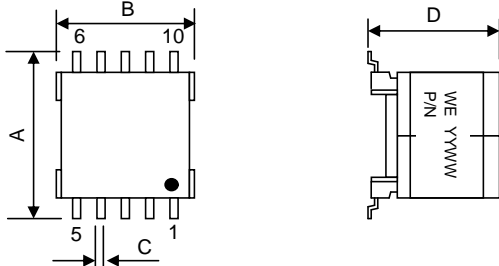
Spezifikation für Freigabe / specification for release

Kunde / customer :
 Artikelnummer / part number : **7491199501**
 Bezeichnung : **POWER OVER ETHERNET-ÜBERTRAGER WE-PoE**
 description : **POWER OVER ETHERNET-TRANSFORMER WE-PoE**



DATUM / DATE : 2006-06-12

A Mechanische Abmessungen / dimensions :



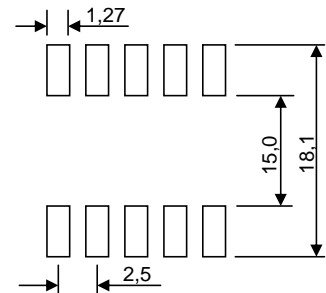
EP13		
A	17,75 max.	mm
B	13,5 max.	mm
C	0,7 ± 0,1	mm
D	12,5 max.	mm

● = Marking Pin 1

B Elektrische Eigenschaften / electrical properties :

Eigenschaften / properties	Testbedingungen / test conditions		Wert / value	Einheit / unit	tol.
Induktivität / inductance	100 kHz / 0,1 V	$L_{0 N1}$	127	μH	±10%
Übersetzungsverhältnis / turns Ratio	$N1 : N2 : N3 : N4$	TR	1 : 0,125 : 0,125 : 0,21		±3%
DC-Widerstand N1 / DC-resistance N1	@ 20°C	$R_{DC N1}$	440	m Ω	max.
DC-Widerstand N2 / DC-resistance N2	@ 20°C	$R_{DC N2}$	25	m Ω	max.
DC-Widerstand N3 / DC-resistance N3	@ 20°C	$R_{DC N3}$	25	m Ω	max.
DC-Widerstand N4 / DC-resistance N4	@ 20°C	$R_{DC N4}$	110	m Ω	max.
Streuinduktivität N1 / leakage inductance N1	100 kHz / 0,1V	$L_{S N1}$	2,5	μH	max.
Hochspannung / hipot	3mA/1min. $N1, N4 \Rightarrow N2, N3$	HV	1,5	kV _{AC}	

C Lötpad / soldering spec. :



D Prüfgeräte / test equipment :

WK3260B für/for L
 HP 34401 A für/for R_{DC}

E Testbedingungen / test conditions :

Luftfeuchtigkeit / humidity: 33%
 Umgebungstemperatur / temperature: +20°C

F Werkstoffe & Zulassungen / material & approvals :

Basismaterial / base material: Ferrit/ ferrite
 Spulenkörper / Bobbin: UL-V0
 Draht / wire: 2UEWF 155°C or equiv.
 Kontaktmaterial/ contact plating: Cu-Ag tinned

G Eigenschaften / general specifications :

Betriebstemp. / operating temperature: -40°C - + 125°C
 Umgebungstemp. / ambient temperature: -40°C - + 85°C
 Schaltfrequenz / Switching frequency: 300 kHz
 Eingangsspannungsbereich / Input Voltage: 36 - 57 V
 Ausgangsdaten / Output data: 2 x 5,0V / 1,3A
 Co-Planarität / Co-Planarity: < 0,1 mm

Freigabe erteilt / general release:	Kunde / customer				
Datum / date	Unterschrift / signature				
	Würth Elektronik				
Geprüft / checked	Kontrolliert / approved		TBr	Version 1	2006-06-12
	Name	Änderung / modification	Datum / date		

Würth Elektronik eiSos GmbH & Co.KG

D-74638 Waldenburg · Max-Eyth-Straße 1 - 3 · Germany · Telefon (+49) (0) 7942 - 945 - 0 · Telefax (+49) (0) 7942 - 945 - 400
<http://www.we-online.com>

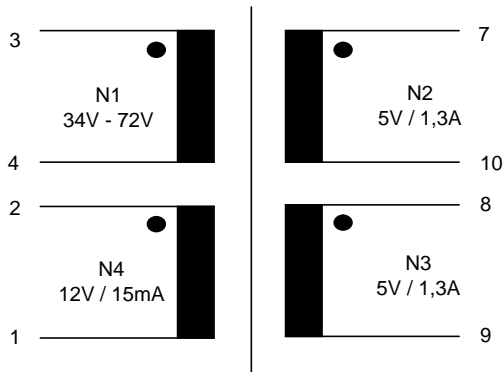
Spezifikation für Freigabe / specification for release

Kunde / customer :
 Artikelnummer / part number : **7491199501**
 Bezeichnung : **POWER OVER ETHERNET-ÜBERTRAGER WE-PoE**
 description : **POWER OVER ETHERNET-TRANSFORMER WE-PoE**



DATUM / DATE : 2006-06-12

H Schaltbild / Schematics



Freigabe erteilt / general release:	Kunde / customer			
.....			
Datum / date	Unterschrift / signature			
	Würth Elektronik			
.....			
Geprüft / checked	Kontrolliert / approved	TBr	Version 1	2006-06-12
		Name	Änderung / modification	Datum / date

Würth Elektronik eiSos GmbH & Co.KG

D-74638 Waldenburg · Max-Eyth-Straße 1 - 3 · Germany · Telefon (+49) (0) 7942 - 945 - 0 · Telefax (+49) (0) 7942 - 945 - 400
<http://www.we-online.com>

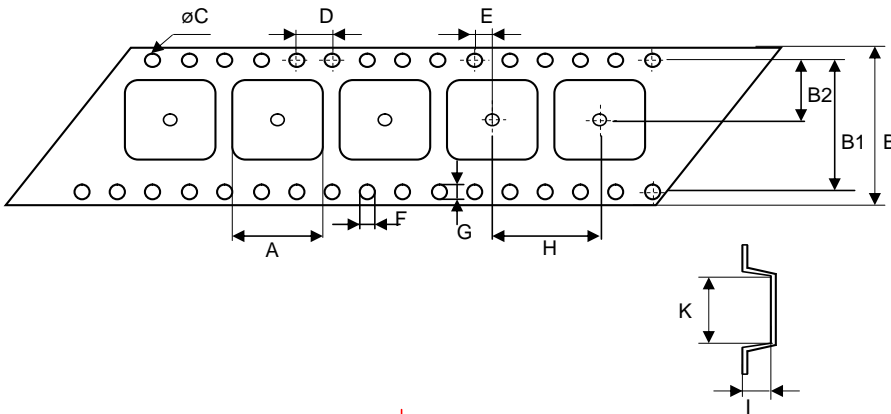
Spezifikation für Freigabe / specification for release

Kunde / customer :
 Artikelnummer / part number : **7491199501**
 Bezeichnung : **POWER OVER ETHERNET-ÜBERTRAGER WE-PoE**
 description : **POWER OVER ETHERNET-TRANSFORMER WE-PoE**



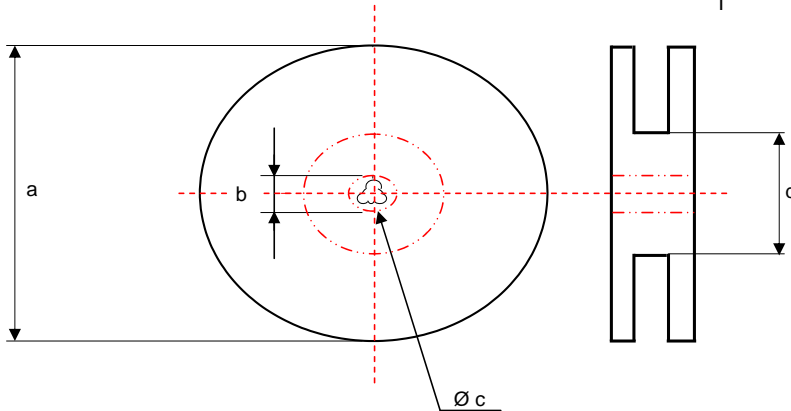
DATUM / DATE : 2006-06-12

I Rollenspezifikation / tape and reel specification :



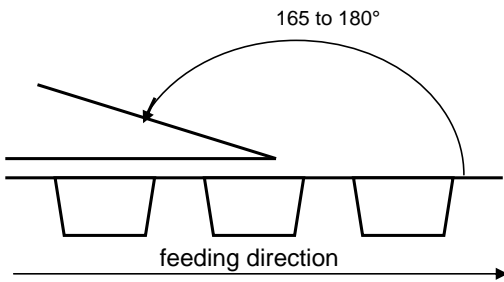
Gurtspezifikation / Tape specification:

A	13,6 ± 0,1	mm
B	32,0 ± 0,3	mm
B1	28,4 ± 0,1	mm
B2	14,2 ± 0,1	mm
C	1,50 ^{+0,1} / _{-0,0}	mm
D	4,00 ± 0,1	mm
E	2,00 ± 0,1	mm
F	1,50 ^{+0,1} / _{-0,0}	mm
G	1,70 ^{+0,15} / _{-0,05}	mm
H	24,0 ± 0,1	mm
I	12,5 ± 0,1	mm
K	17,6 ± 0,1	mm



Rollenspezifikation / Reel specification:

a	330,0 ± 2,0	mm
b	21,00 ± 0,8	mm
c	13,00 ± 0,5	mm
d	100,0 ± 1,0	mm



The force for tearing off cover tape is 10 to 130 grams in arrow direction

Freigabe erteilt / general release:	Kunde / customer			
Datum / date	Unterschrift / signature			
	Würth Elektronik			
Geprüft / checked	Kontrolliert / approved	TBr	Version 1	2006-06-12
		Name	Änderung / modification	Datum / date

This electronic component has been designed and developed for usage in general electronic equipment. Before incorporating this component into any equipment where higher safety and reliability is especially required or if there is the possibility of direct damage or injury to human body, for example in the range of aerospace, aviation, nuclear control, submarine, transportation, (automotive control, train control, ship control), transportation signal, disaster prevention, medical, public information network etc, Würth Elektronik eiSos GmbH must be informed before the design-in stage. In addition, sufficient reliability evaluation checks for safety must be performed on every electronic component which is used in electrical circuits that require high safety and reliability functions or performance.

Würth Elektronik eiSos GmbH & Co.KG

D-74638 Waldenburg · Max-Eyth-Straße 1 - 3 · Germany · Telefon (+49) (0) 7942 - 945 - 0 · Telefax (+49) (0) 7942 - 945 - 400
<http://www.we-online.com>