

14118 Stowe Drive, Suite B | Poway, CA 92064
 TEL: (858) 621-2700 | FAX: (858) 486-1927
 URL: www.zcomm.com
 EMAIL: applications@zcomm.com

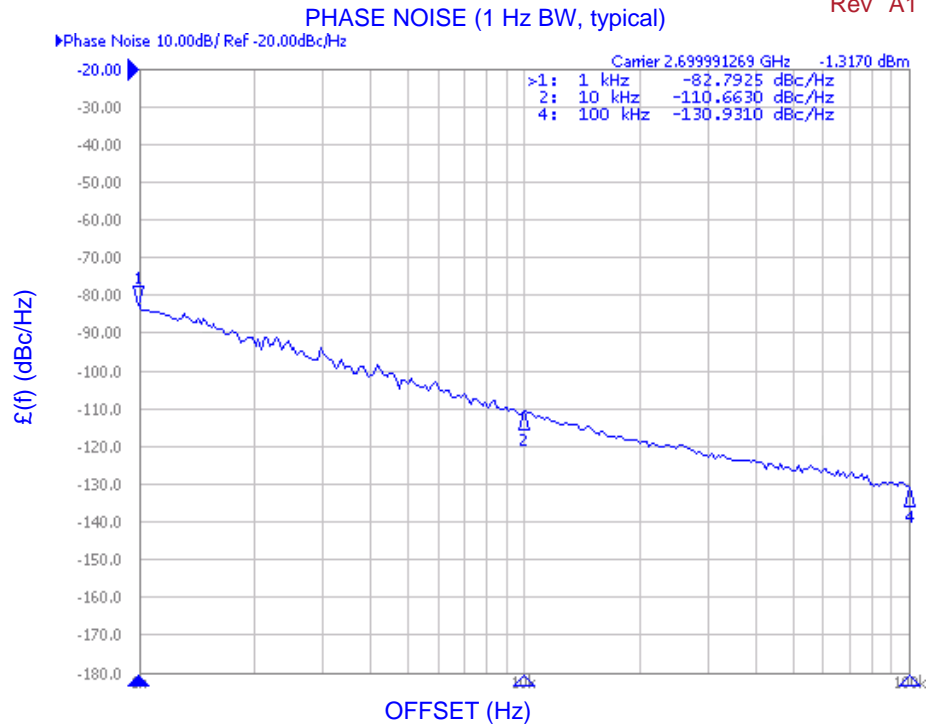
Voltage-Controlled Oscillator Surface Mount Module

Applications

- Fixed Wireless Access
- Satellite Communications
-

Application Notes

- AN-101: Mounting and Grounding
- AN-102: Output Loading
- AN-107: Manual Soldering



Performance Specifications

| | Min | Typ | Max | Units |
|--|------------|------|------|--------------------|
| Oscillation Frequency Range | 2680 | | 2720 | MHz |
| Phase Noise @ 10 kHz offset (1 Hz BW) | | -110 | | dBc/Hz |
| Harmonic Suppression (2nd) | | -15 | -10 | dBc |
| Tuning Voltage | 0.5 | | 4.5 | Vdc |
| Tuning Sensitivity (avg.) | | 20 | | MHz/V |
| Power Output | 1 | 4 | 7 | dBm |
| Load Impedance | | 50 | | Ω |
| Input Capacitance | | | 50 | pF |
| Pushing | | | 2 | MHz/V |
| Pulling (14 dB Return Loss, Any Phase) | | | 1 | MHz |
| Operating Temperature Range | -30 | | 70 | $^{\circ}\text{C}$ |
| Package Style | MINI-16-SM | | | |

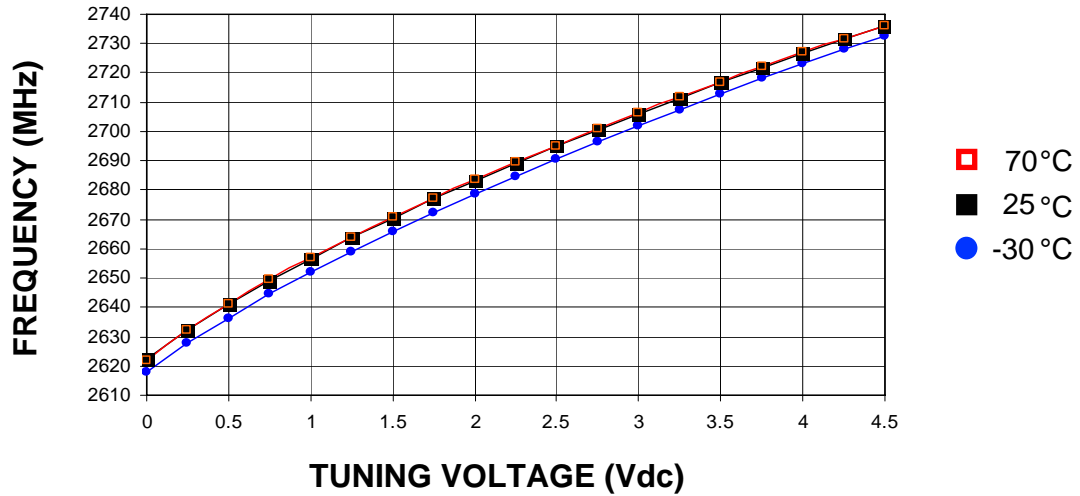
Power Supply Requirements

| | Min | Typ | Max | Units |
|----------------------------|-----|-----|-----|-------|
| Supply Voltage (Vcc, nom.) | | 5 | | Vdc |
| Supply Current (Icc) | | 20 | 24 | mA |

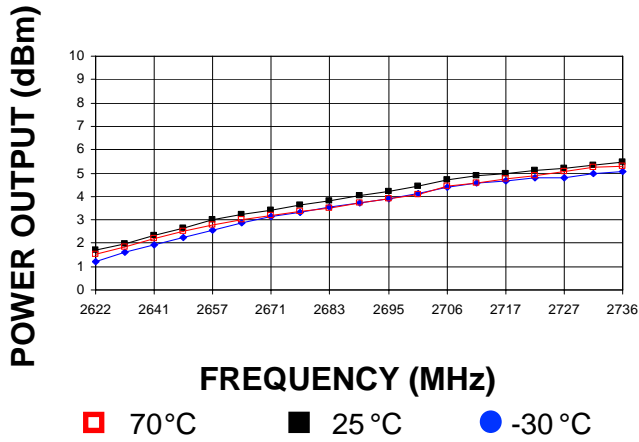
Additional Notes

LFSuffix = RoHS Compliant. All specifications are subject to change without notice.

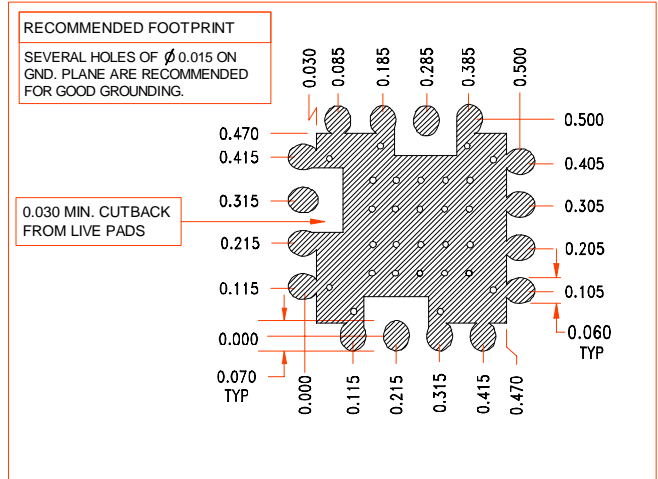
Tuning Curve, typ.



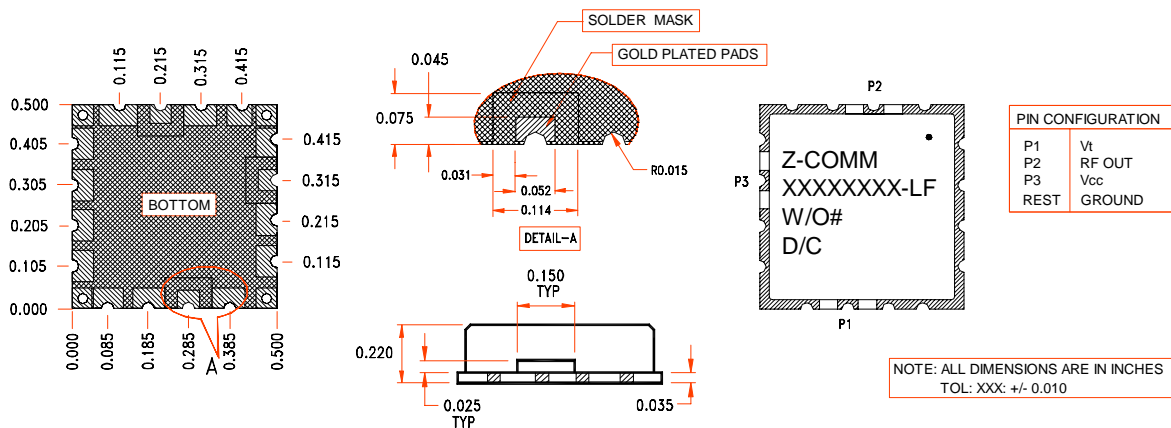
Power Curve, typ.



Footprint



Physical Dimensions



| PIN CONFIGURATION | |
|-------------------|--------|
| P1 | Vt |
| P2 | RF OUT |
| P3 | Vcc |
| REST | GROUND |

LFSuffix = RoHS Compliant. All specifications are subject to change without notice.