





















# 10 Amp, High Density

Item	Configuration	3 pole	7 pole	8 pole
<b>Female Insert</b>	Screw	<b>73.300.0353.0</b>		
	Adapter, Ground Left			
	Adapter, Ground Right			
	Crimp		<b>73.700.0753.0</b>	<b>73.700.0853.0</b>
	Spring			
<b>Male Insert</b>	Screw	<b>73.310.0353.0</b>		
	Adapter, Ground Left			
	Adapter, Ground Right			
	Crimp		<b>73.710.0753.0</b>	<b>73.710.0853.0</b>
	Spring			
<b>DOUBLE LEVER</b>				
<b>Hoods</b>	Narrow Side Entry, 2 pin			
	Narrow Side Entry, 2 pin, strain relief			
	Top Entry, 2 pin			
	Top Entry, 2 pin, strain relief			
<b>Housings</b>	Open Bottom, 2 lever			
<b>SINGLE LEVER</b>				
<b>Hoods</b>	Narrow Side Entry, 1 pin	<b>76.350.0753.0</b>	<b>76.350.0753.0</b>	<b>76.350.0753</b>
		(J)	(J)	(J)
	Narrow Side Entry, 1 pin, strain relief			
	Top Entry, 1 pin	<b>76.352.0753.0</b>	<b>76.352.0753.0</b>	<b>76.352.0753</b>
		(K)	(K)	(K)
	Top Entry, 1 pin, strain relief			
	Open Bottom, 1 lever	<b>76.320.0753.0</b>	<b>76.320.0753.0</b>	<b>76.320.0753</b>
		(g)	(g)	(g)
	Open Bottom, 1 lever, cover			

Letters in brackets are dimension codes, see page 52  
 NPT Adapters available, see page 53  
 For other options, see main catalog

# 10 Amp, High Density

Item	Configuration	15 pole	25 pole	40 pole	64 pole
	Screw				
	Adapter, Ground Left			73.100.4053.0	73.100.6453.0
	Adapter, Ground Right			73.105.4053.0	73.105.6453.0
	Crimp	73.700.1553.0	73.700.2553.0	73.700.4058.0	73.700.6458.0
	Spring				
	Screw				
	Adapter, Ground Left			73.110.4053.0	73.110.6453.0
	Adapter, Ground Right			73.115.4053.0	73.115.6453.0
	Crimp	73.710.1553.0	73.710.2553.0	73.710.4058.0	73.710.6458.0
	Spring				
<b>DOUBLE LEVER</b>				73.350.4028.0 (PG 21)	73.350.6428.0 (PG21)
<b>Hoods</b>		Narrow Side Entry, 2 pin		73.353.4028.0 (PG 29)	73.353.6428.0 (PG 29)
				(G)	(N)
				73.360.4028.0 (PG 21)	73.360.6428.0 (PG 21)
				73.363.4028.0 (PG 29)	73.363.6428.0 (PG 29)
				(G)	(N)
				73.352.4028.0	73.352.6428.0
				(G)	(N)
				73.362.4028.0	73.362.6428.0
				(G)	(N)
<b>Housings</b>		Open Bottom, 2 lever		70.320.1628.0	70.320.2428.0
				(c)	(d)
<b>SINGLE LEVER</b>		76.350.1528.0 (PG 16)	76.350.2528.0 (PG 16)	76.350.4028.0 (PG 21)	76.350.6428.0 (PG 21)
<b>Hoods</b>		Side Entry, 1 pin		76.353.1528.0 (PG 21)	76.353.6428.0 (PG 29)
		(L)	(M)	(G)	(N)
				76.360.4028.0 (PG 21)	76.360.6428.0 (PG 21)
				76.363.4028.0 (PG 29)	76.363.6428.0 (PG 29)
				(G)	(N)
				76.352.1528.0 (PG 16)	76.352.2528.0 (PG 16)
				76.354.1528.0 (PG 21)	76.354.2528.0 (PG 21)
		(L)	(M)	(G)	(N)
				76.352.4028.0	76.352.6428.0
				76.362.4028.0	76.362.6428.0
				(G)	(N)
<b>Housings</b>		Open Bottom, 1 lever		76.320.1528.0	76.320.2528.0
		(h)	(i)	(c)	(d)
				71.320.1628.0	71.320.2428.0
				76.325.1528.0	76.325.2528
		(h)	(i)	(c)	(d)
				71.325.1628.0	71.325.2428.0

Letters in brackets are dimension codes, see page 52  
 NPT Adapters available, see page 53  
 For other options, see main catalog