

## INTRODUCTIONS

- Two-stage filters provide high performance in suppressing both line-to-line and line-to-ground noise.
- All part numbers are UL recognized, CSA certified and VDE approved.

## COMPONENTS

PART NO.	C1,C2,C3(μF)	L1,L2(mH)
02DRCG5	0.1	2.4
02DRCW5		
03DRCG5	0.22	1.7
03DRCW5		
03DRDG3S		2.8
03DRDW3S		
05DRCG5		
05DRCW5	1.6	
05DRDG3		
05DRDG3S	2.7	
05DRDW3S		
10DRCG5		1.0
10DRCS5		
10DRCW5		
10DRDG3		
*15DRCG5	0.1	
•20DRGG5	0.22	1.0
•20DRGS5		

R: 2.2MΩ, Cy: 3300pF.  
 \* No safety approval yet, R: 1.0MΩ  
 • VDE approved to 16A/250VAC, C2: 0.33 μF

## ELECTRICAL SCHEMATIC



## SPECIFICATIONS

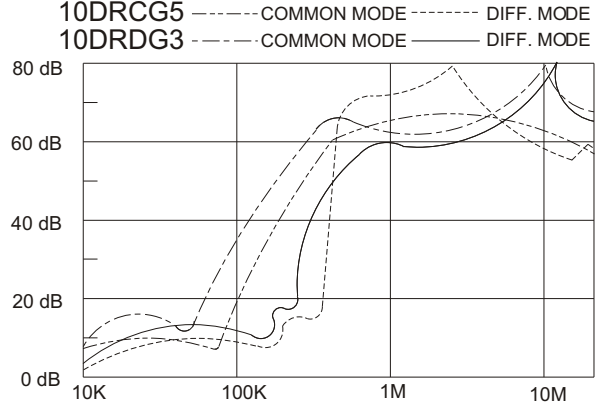
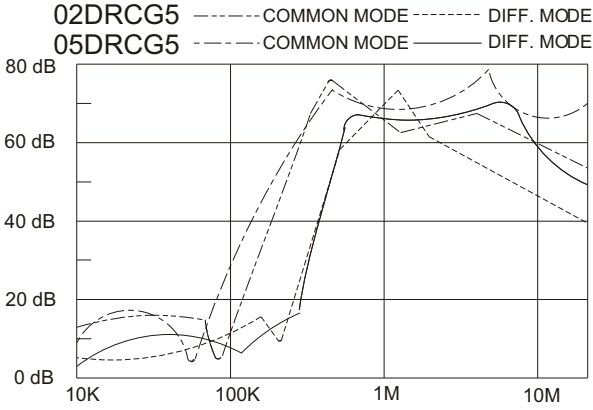
- Maximum leakage current each line-to-ground @ 115VAC 60Hz: 0.25mA @ 250VAC 50Hz: 0.45mA
- Hipot rating (one minute) line-to-ground: 2250VDC line-to-line: 1450VDC
- Operating frequency: 50/60Hz
- Rated voltage: 115/250VAC

## SERIES DIMENSIONS

PART NO.	DIMENSIONS IN INCHES/mm					
	A	B	C	D	E	
02DRCG5	3.25	1.82	1.15	2.38	2.77	
	82.5				70.4	
02DRCW5	2.08	46.2		60.5	2.77	
	52.8				70.4	
03DRCG5	3.75	2.02		29.2	2.94	3.34
	95.2	51.3	84.8			
03DRCW5	2.58	2.04	74.7	2.94	3.34	
	65.5	51.8			84.8	
03DRDG3S	3.14	2.02	1.28	1.575	0.61	
	79.8				40.00	15.5
03DRDW3S	2.55		51.3	32.5	40.00	0.61
	64.8					15.5
05DRCG5	3.75		2.02	29.2	2.94	3.34
	95.2	84.8				
05DRCW5	2.58	2.04	74.7	2.94	3.34	
	65.5	51.8			84.8	
05DRDG3	4.33	2.20	1.27	1.575	0.63	
	110.0	55.9			16.0	
05DRDG3S	3.14	2.02	32.3	1.575	0.61	
	79.8				40.00	15.5
05DRDW3S	2.55		51.3	38.6	74.4	3.34
	64.8					84.5
10DRCG5	3.75		2.22	32.3	1.575	0.63
	95.2	40.01				16.0
10DRCS5	3.87	2.08	1.79	2.94	3.36	
	98.3				85.3	
10DRCW5	2.50	52.8	45.5	74.7	85.3	
	63.5				85.3	
10DRDG3	4.35	56.4	32.3	40.01	16.0	
	110.5				16.0	
15DRCG5	3.75	2.08	1.79	2.94	3.36	
	95.2				85.3	
20DRGG5	5.14	3.33	38.6	3.75	4.14	
	130.5				95.3	105.1
20DRGS5	130.5	84.6	38.6	95.3	105.1	

GENERAL PURPOSE TWO-STAGE FILTERS

**INSERTION LOSS (TYPICAL)**




**MINIMUM INSERTION LOSS IN dB**

COMMON MODE (L-G) IN 50 OHM SYSTEM						
CURRENT RATING	FREQUENCY-MHz					
	.15	.50	1.0	5.0	10	30
2	40	60	65	55	50	40
3, 5A	40	60	65	65	60	45
3, 5A(S)	38	60	65	55	45	40
10A	30	60	65	50	45	40
15A	23	45	50	45	40	30
20A	20	35	40	50	55	40
DIFFERENTIAL MODE (L-L) IN 50 OHM SYSTEM						
2	5	50	65	60	54	46
3, 5A	12	60	65	60	54	46
3, 5A(S)	10	65	70	70	60	50
10A	7	53	60	55	45	40
15A	8	30	40	45	40	40
20A	7	55	50	50	55	40

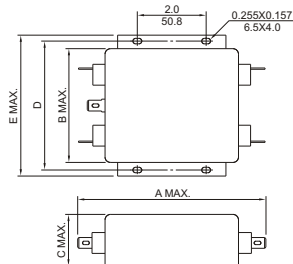
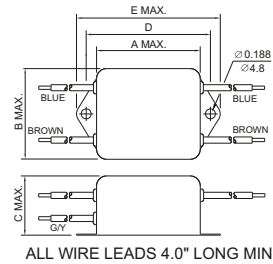
**MECHANICAL CONSTRUCTION**



CW5




GG5



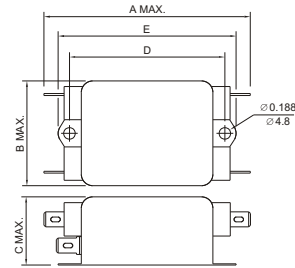
UNIT: INCH  
mm

# MECHANICAL CONSTRUCTION

GS5



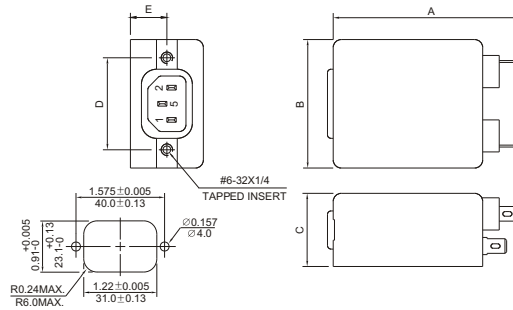
CG5



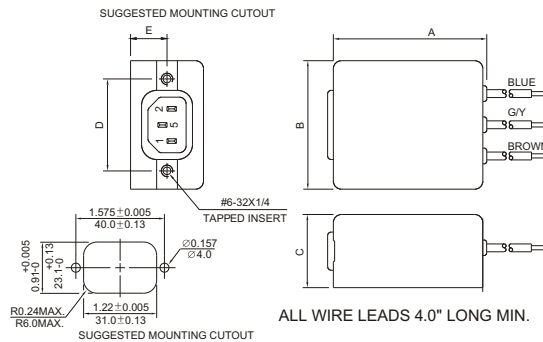
CS5



DG3/DG3S



DW3S



ALL WIRE LEADS 4.0" LONG MIN. UNIT: INCH / mm

GENERAL PURPOSE TWO-STAGE FILTERS