



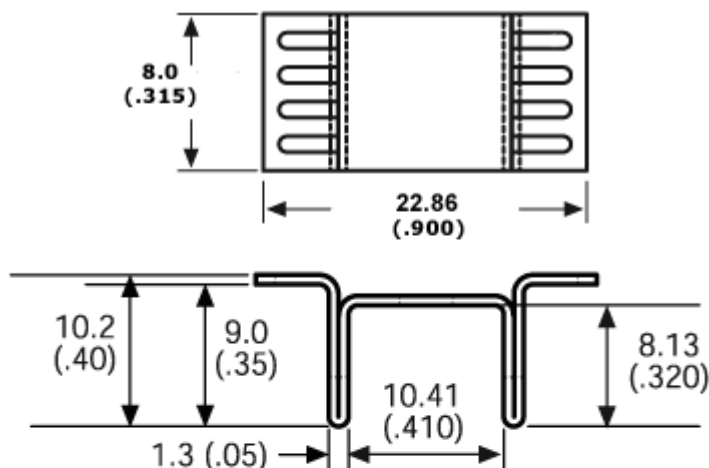
For use with Surface Mount packages

573100d00000

VIS#026897

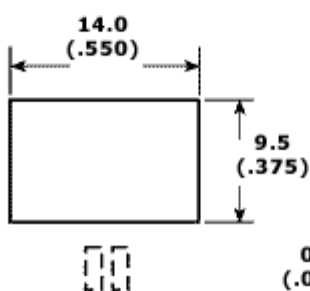


Mechanical Outline Drawing

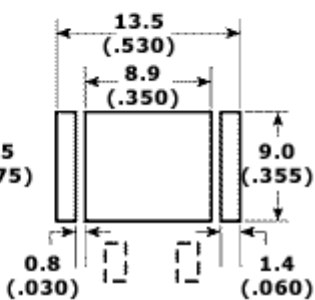


Note: The thickness of the drain pad is variable depending on the amount of heat generated by the SMT device, design, limitations and process. This is the exposed printed circuit.

Recommended Cu Heat Spreader Drain Pad



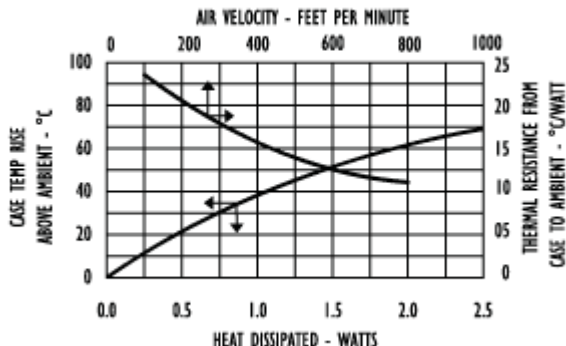
Recommended Heat Sink Solder Mask Opening



Thermal Resistance	15.0
--------------------	------

Thermal Curves

Thermal resistance value is based on a 75°C rise in natural convection



Product Information

12 Digit Part #	Description	Finish	Board Mounting
573100d00000	Copper Base with solderable Finish bulk 500 pcs per bag	Solderable Finish	N/A

Not Exactly what you need?

We offer several options for those applications which require a more unique solution. For slight modifications of this part or other attachment options, finishes, and interface materials, contact your [local representative](#). Challenge us with your thermal requirements - we can design custom solutions.

**For technical help with our Standard Products, please call (603) 223-1921, or contact your local Manufacturer's Rep
Email: info@aavid.com**

Visit us at www.aavidthermalloy.com • ©2002 Aavid Thermalloy, LLC