

ELECTRICAL SPECIFICATIONS:

OPERATING TEMPERATURE RANGE: : -40°C TO +85°C

1.0 TURNS RATIO:  $\begin{matrix} (P6-P8-P3) \\ (P2-P7-P1) \end{matrix} : \begin{matrix} (J6-J3) \\ (J2-J1) \end{matrix}$  : 1CT : 1 ±3%  
 : 1CT : 2 ±3%

2.0 INDUCTANCE:  $\begin{matrix} (P6-P3)=(J6-J3) \\ (P2-P1) \end{matrix}$  : 170uH MIN. @ 0.01V, 10KHz, ROOM TEMPERATURE  
 $\begin{matrix} (P6-P3)=(J6-J3) \\ (P2-P1) \end{matrix}$  : 26uH MIN. @ 0.01V, 10KHz, ROOM TEMPERATURE  
 $\begin{matrix} (P6-P3)=(J6-J3) \\ (P2-P1) \end{matrix}$  : 98uH MIN. @ 0.01V, 10KHz, -40°C TO +85°C  
 $\begin{matrix} (P6-P3)=(J6-J3) \\ (P2-P1) \end{matrix}$  : 18uH MIN. @ 0.01V, 10KHz, -40°C TO +85°C

3.0 LEAKAGE INDUCTANCE: P6-P3 (WITH J6 AND J3 SHORT) : 0.3uH MAX. @ 1MHz  
 P2-P1 (WITH J2 AND J1 SHORT) : 0.08uH MAX. @ 1MHz

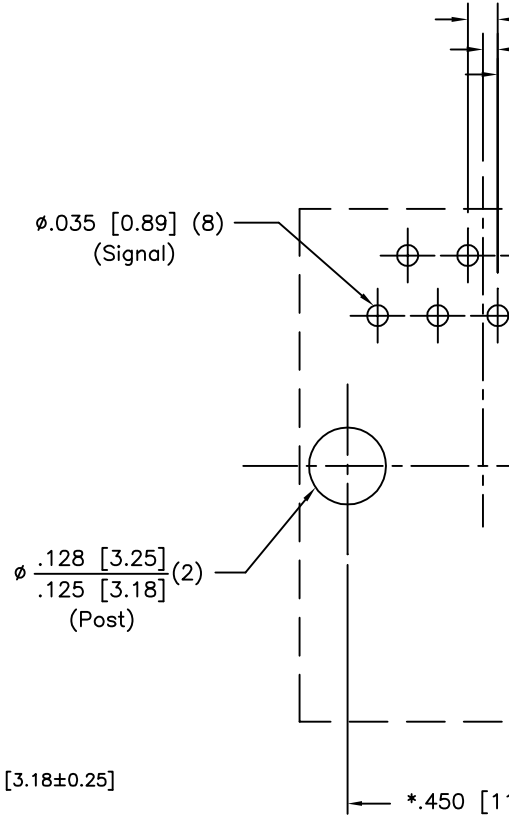
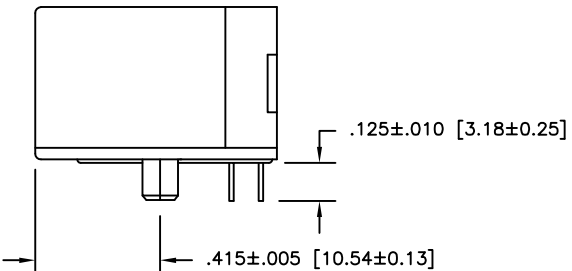
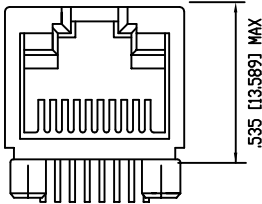
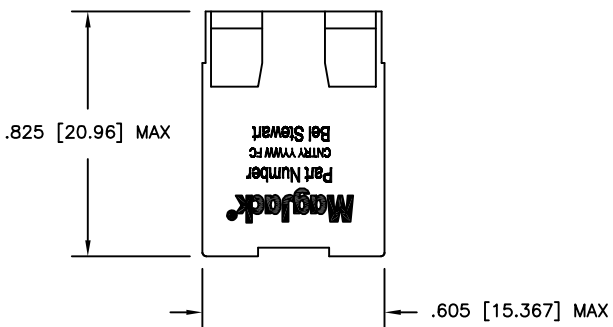
4.0 INTERWINDING CAPACITANCE: (P6,P3) TO (J6,J3) : 8pf MAX @ 1MHz  
 (P2,P1) TO (J2,J1) : 6pf MAX. @ 1MHz

5.0 DC RESISTANCE:  $\begin{matrix} (J6-J3)=(J2-J1) \\ (P6-P8)=(P8-P3) \\ (P2-P7)=(P7-P1) \end{matrix}$  : 0.7 ohms Max.  
 : 0.3 ohms Max.  
 : 0.3 ohms Max.

6.0 DIELECTRIC WITHSTAND: (P6,P3) TO (J6,J3) : 1500VAC  
 (P2,P1) TO (J2,J1) : 1500VAC

NOT  
1.0  
CON

Bel Stewart C  
11118 Susquehanna  
Glen Rock, Pa 1732  
717.234.7512



P.C.B. RECOMMENDED  
 SEEN FROM COMPONENT  
 TOLERANCE ±.003 [0.08] UNLESS OTHERWISE SPECIFIED

- NOTES:
- TOLERANCES COMPLY WITH F.C.C. DIMENSION REQUIREMENTS
  - DIMENSIONS SHOWN WITH '\*' TO BE CENTRAL ABOUT CENTER LINE
  - DIMENSIONS SHOWN ARE SUBJECT TO CHANGE WITHOUT NOTICE.
  - PIN NOT ELECTRICALLY CONNECTED MAYBE OMITTED. SEE ELECTRICAL DRAWING FOR OMITTED PINS.
  - STANDARD 50 MICRO-INCH SELECTIVE GOLD PLATING

Bel Stewart Connector  
 11118 Susquehanna  
 Glen Rock, Pa 17322  
 717.234.7512

THIS DRAWING AND THE SUBJECT MATTER SHOWN THEREON ARE CONFIDENTIAL AND PROPERTY OF BEL STEWART CONNECTOR AND SHALL NOT BE REPRODUCED, COPIED, OR USED IN ANY MANNER WITHOUT PRIOR WRITTEN CONTENT OF BEL STEWART CONNECTOR. THE SUBJECT MATTER MAY BE PATENTED OR A PATENT MAY BE PENDING.