

Customer Information Sheet

DRAWING No.: M20-877XXX

SHEET 2 OF 2

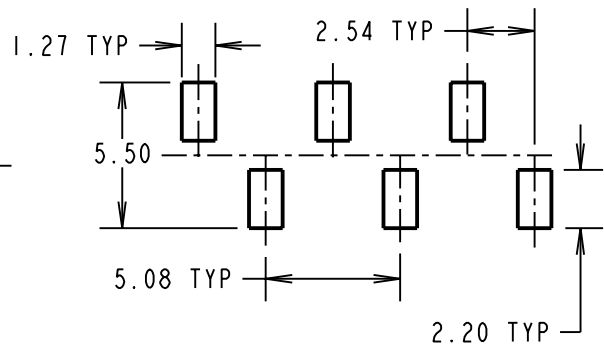
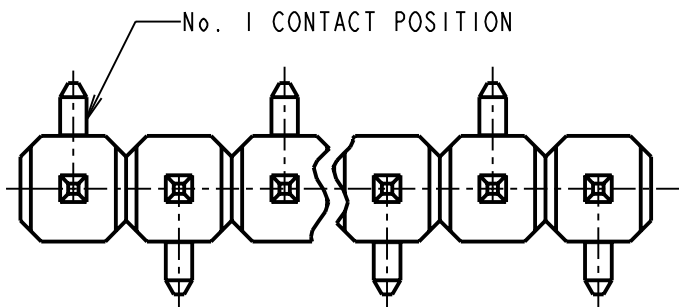
IF IN DOUBT - ASK

(C)

NOT TO SCALE

THIRD ANGLE PROJECTION

ALL DIMENSIONS IN mm



SPECIFICATION:

MATERIAL:
 MOULDING = NYLON 6T UL94V-0, BLACK
 CONTACT = BRASS

FINISH:
 42 = SELECTIVE GOLD ON CONTACT AREA, 100% TIN ON TAILS
 46 = 100% TIN

ELECTRICAL:
 CURRENT RATING = 3A MAX
 CONTACT RESISTANCE = 30 mΩ MAX (TIN), 25 mΩ MAX (GOLD)
 INSULATION RESISTANCE = 1,000 MΩ MIN
 DIELECTRIC STRENGTH = 750V AC/DC

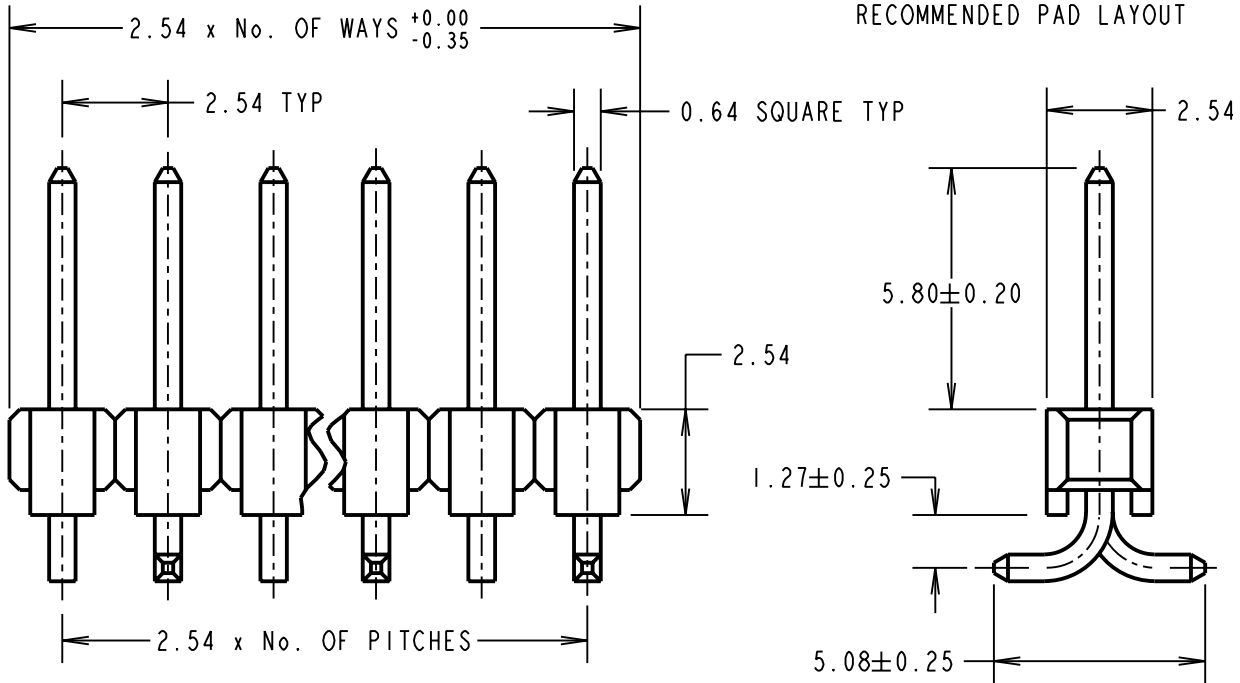
MECHANICAL:
 DURABILITY = 50 OPERATIONS (TIN), 300 OPERATIONS (GOLD)

ENVIRONMENTAL:
 TEMPERATURE RANGE = -40°C TO +105°C

PACKING:
 BAG

FOR COMPLETE SPECIFICATION, SEE COMPONENT SPECIFICATION COOIXX (LATEST ISSUE)

RECOMMENDED PAD LAYOUT



ORDER CODE:
M20-877XXX

No. OF WAYS: _____
 02 TO 36

FINISH:
 42 = SELECTIVE GOLD + 100% TIN
 46 = 100% TIN

CP	17	14.09.09	10298
NAME	ISS.	DATE	C/NOTE
APPROVED: C.PENROSE			
CHECKED: R.ADDE			
DRAWN: P. D. COLLINS			
CUSTOMER REF.:			
ASSEMBLY DRG:			

HARWIN

HARWIN USA
 TEL: 603 893 5376
 FAX: 603 893 5396
 mis@harwin.com

HARWIN Europe (UK)
 TEL: 023 9231 4545
 FAX: 023 9231 4590
 mis@harwin.co.uk

HARWIN Asia
 TEL: +65 6 779 4909
 FAX: +65 6 779 3868
 mis@harwin.com.sg

THIS DRAWING AND ANY INFORMATION OR DESCRIPTIVE MATTER SET OUT HEREON ARE CONFIDENTIAL AND COPYRIGHT PROPERTY OF THE HARWIN GROUP AND MUST NOT BE DISCLOSED, LOANED, COPIED OR USED FOR MANUFACTURING, TENDERING OR FOR ANY OTHER PURPOSE WITHOUT THEIR WRITTEN PERMISSION.

TOLERANCES
 X. = ±1mm
 X.X = ±0.25mm
 X.XX = ±0.10mm
 X.XXX = ±0.01mm
 ANGLES = ±5°
 UNLESS STATED

MATERIAL:
 SEE ABOVE

FINISH:
 SEE ABOVE

S/AREA:
 mm²

TITLE: 2.54mm PITCH SIL SMT PIN HEADER ASSEMBLY (LEFT-HANDED LEAD)

DRAWING NUMBER:
M20-877XXX

SHT 2 OF 2