



Frontier Electronics Corp.

667 E. COCHRAN STREET, SIMI VALLEY, CA 93065

TEL: (805) 522-9998 FAX: (805) 522-9989

E-mail: frontiersales@frontierusa.com

Web: <http://www.frontierusa.com>

3A SURFACE MOUNT SCHOTTKY BARRIER RECTIFIERS

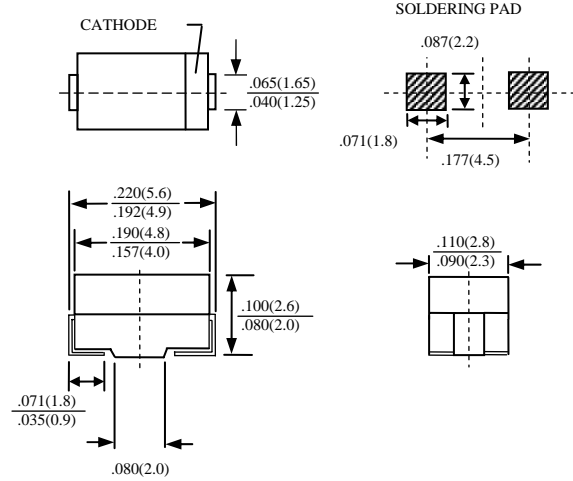
SS32A THRU SS310A

FEATURES

- FOR SURFACE MOUNTED APPLICATIONS
- LOW PROFILE PACKAGE
- BUILT-IN STRAIN RELIEF
- EASY PICK AND PLACE
- PLASTIC MATERIAL USED CARRIES UNDERWRITERS LABORATORY CLASSIFICATION 94 V-0
- EXTREMELY LOW VF
- MAJORITY CARRIER CONDUCTION
- HIGH TEMPERATURE SOLDERING: 250°C/10 SECONDS AT TERMINALS

MECHANICAL DATA

- CASE: MOLDED PLASTIC, DO-214AC (SMA), DIMENSIONS IN INCHES AND (MILLIMETERS)
- TERMINALS: SOLDER PLATED
- POLARITY INDICATED BY CATHODE BAND
- WEIGHT 0.064 GRAMS



MAXIMUM RATINGS AND ELECTRICAL CHARACTERISTICS RATINGS AT 25°C AMBIENT TEMPERATURE UNLESS OTHERWISE SPECIFIED SINGLE PHASE, HALF WAVE, 60 HZ, RESISTIVE OR INDUCTIVE LOAD. FOR CAPACITIVE LOAD, DERATE CURRENT BY 20%

RATINGS	SYMBOL	SS32A	SS33A	SS34A	SS35A	SS36A	SS38A	SS310A	UNITS
MAXIMUM RECURRENT PEAK REVERSE VOLTAGE	V_{RRM}	20	30	40	50	60	80	100	V
MAXIMUM RMS VOLTAGE	V_{RMS}	14	21	28	35	42	56	70	V
MAXIMUM DC BLOCKING VOLTAGE	V_{DC}	20	30	40	50	60	80	100	V
MAXIMUM AVERAGE FORWARD RECTIFIED CURRENT SEE FIG.1	I_O	3.0							A
MAXIMUM OVERLOAD SURGE 8.3ms SINGLE HALF SINE-WAVE	I_{FSM}	100							A
TYPICAL JUNCTION CAPACITANCE (NOTE 1)	C_J	300							PF
TYPICAL THERMAL RESISTANCE (NOTE 2)	$R_{\theta jL}$	17							°C/W
TYPICAL THERMAL RESISTANCE (NOTE 2)	$R_{\theta jA}$	55							°C/W
STORAGE TEMPERATURE RANGE	T_{STG}	-55 TO + 150							°C
OPERATING TEMPERATURE RANGE	T_{OP}	-55 TO + 125							°C

ELECTRICAL CHARACTERISTICS (A_T $T_A = 25^\circ\text{C}$ UNLESS OTHERWISE NOTED)

CHARACTERISTICS	SYMBOL	SS32A	SS33A	SS34A	SS35A	SS36A	SS38A	SS310A	UNITS
MAXIMUM FORWARD VOLTAGE AT 3.0A AND 25°C	V_F	0.50			0.75		0.85		V
MAXIMUM REVERSE CURRENT AT 25°C	I_R	1.0							mA
MARKING		SS32A	SS33A	SS34A	SS35A	SS36A	SS38A	SS310A	

- NOTE: 1. MEASURED AT 1.0 MHZ AND APPLIED REVERSE VOLTAGE OF 4.0 V
 2. P.C.B. MOUNTED 0.55"x0.55" (14x14 mm) 0.013mm THICK COPPER PAD AREAS
 3. SMA PACKAGE SUFFIX "A", SMB PACKAGE SUFFIX "B", SMC NO SUFFIX

RATINGS AND CHARACTERISTIC CURVE SS32A THRU SS310A

FIG. 1 - FORWARD CURRENT DERATING CURVE

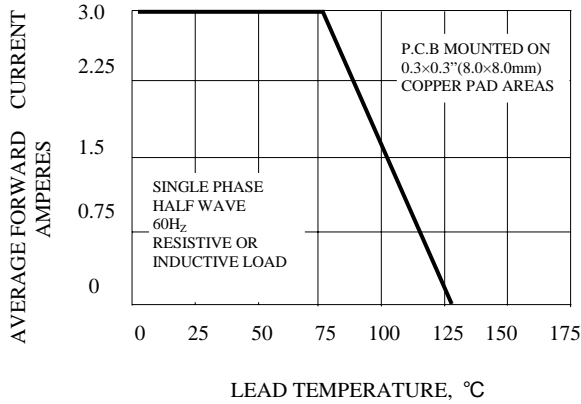


FIG. 2 - TYPICAL INSTANTANEOUS FORWARD CHARACTERISTICS

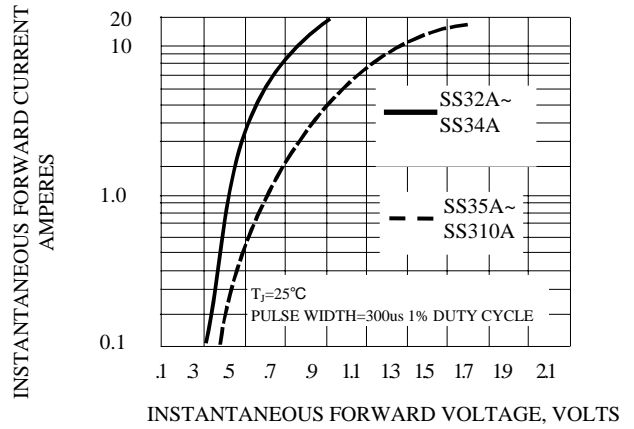


FIG. 3A - TYPICAL REVERSE CHARACTERISTICS

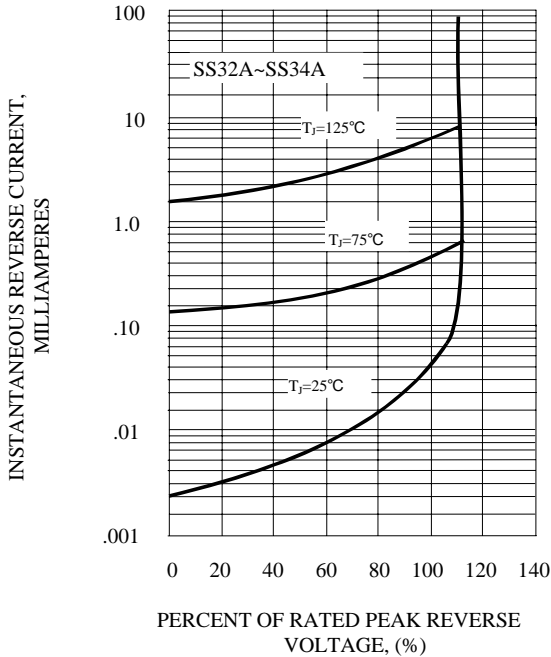


FIG. 3B - TYPICAL REVERSE CHARACTERISTICS

