



DPP15-100 Series

15-100W, 5-48V Output
DIN Rail Mount Power Supplies

- Low Cost
- 5V to 48V Outputs
- Universal Input
- Compact Size
- NEC Class 2 Compliant
- UL508 Listed
- -10 to +71°C Operation
- RoHS Compliant

Key Market Segments & Applications

- Industrial Controls: Motor Control Systems
- Factory Automation: Process Control, Automotive, Chemical Processing
- Test & Measurement: Burn in & Test, Instrumentation Measurement

DPP15-100 Features and Benefits

Features

- PFC Compliant to EN61000-3-2
- UL508 Approvals
- TS35/7.5 or TS35/15 DIN Rail Mounting

Benefits

- Supports Global Use
- Easier System Configuration
- Easy System Integration

Specifications

ITEMS	MODELS		DPP15	DPP25/30	DPP50	DPP100
	(1)	VAC		85 - 264VAC		85 - 132VAC 176 - 264VAC
AC Input Voltage range				85 - 264VAC		85 - 132VAC 176 - 264VAC
Input Frequency		Hz		47 - 63Hz		
DC Input Voltage range		-		90 - 375VDC		210 - 375VDC
Inrush Current (115 / 230VAC)		A	<35A	35 / 45A	35 / 50A	35 / 55A
Power Factor		-		Meets EN61000-3-2 Class A		
Max Input Current (230VAC)		A	0.4	0.72	1.35	2.2
Output Voltage Accuracy		%		±1% (24V outputs preset at 24.5V)		
Line Regulation		%		< 0.5%		
Load Regulation		%		< 0.5%		
Ripple/Noise		mV		<50mV (20MHz Bandwidth)		
Overcurrent Protection (Typ)		-		>120%		
Overvoltage Protection		V		125 - 137.5%, Cycle AC line to reset		
Hold Up Time (115VAC input)		ms		> 20ms		
Parallel switch		-		No		Yes
LED Indicator		-		Green LED = On		
Operating Temperature		-		-10 to +71°C (Derate linearly 5%/°C from 61 to 71°C)		
Storage Temperature		-		-25 to +85°C		
Operating Humidity		-		20 - 90% RH (non condensing)		
Cooling	(2)	-		Convection		
Withstand Voltage		-		Input to Output 3kVAC for 1 min.		
Shock		-		Half sine wave, 4G, 22ms, 3 times per face, X, Y, Z		
Vibration		-		10-500Hz (20 min sweep) 0.002G ² /Hz, 1Grms acceleration X, Y, Z, 1 hour		
Isolation Resistance		-		>100M at 25C & 70%RH, Output to Ground 500VDC		
Safety Agency Approvals		-		UL60950-1, UL508, UL1310 ⁽³⁾ (Class 2), EN60950-1, CE Mark		
Emissions		-		EN55011, EN55022 Class B Radiated & Conducted, EN61000-6-3		
Immunity		-		EN61000-6-2, EN61000-4-2 Level4, EN61000-4-3, EN61000-4-6 Level 3		
				EN61000-4-4 Level 4 (I/P) Level 3 (O/P), EN61000-4-5 Level 4, EN61000-4-8, EN61000-4-11		
Weight (Typ)		g	130	260		390
Size (WxHxD)		mm	23 x 75 x 97	45 x 75 x 91		73 x 75 x 97
Case material		-		Plastic		
MTBF (MIL-HDBK-217F, GF25)		Hours	287,000	>288,000	273,000	239,000
Warranty		-		2 years		

(1) Auto Select - DPP100 only

(2) Recommend 25mm clearance on all sides.

(3) Does not include DPP25-5 & DPP100-24 models. Evaluated to NEC NFPA70 Class 2 output per UL1310.



Model Selector

Model	Output Voltage (V)	Output Adjust (V)	Output Curr. (A)	Max. Output Power (W)	Efficiency at Full Load (%)
DPP25-5	5	5-6	5	25	78
DPP30-12	12	9.9-12.1	2.5	30	82
DPP50-15	15	11.9-15.1	3.4	50	85
DPP15-24	24	22.5-28.5	0.63	15	80
DPP30-24	24	22.5-28.5	1.3	30	84
DPP50-24	24	22.5-28.5	2.1	50	86
DPP100-24	24	22.5-28.5	4.2	100	87
DPP50-48	48	48-56	1.05	50	87

Installation

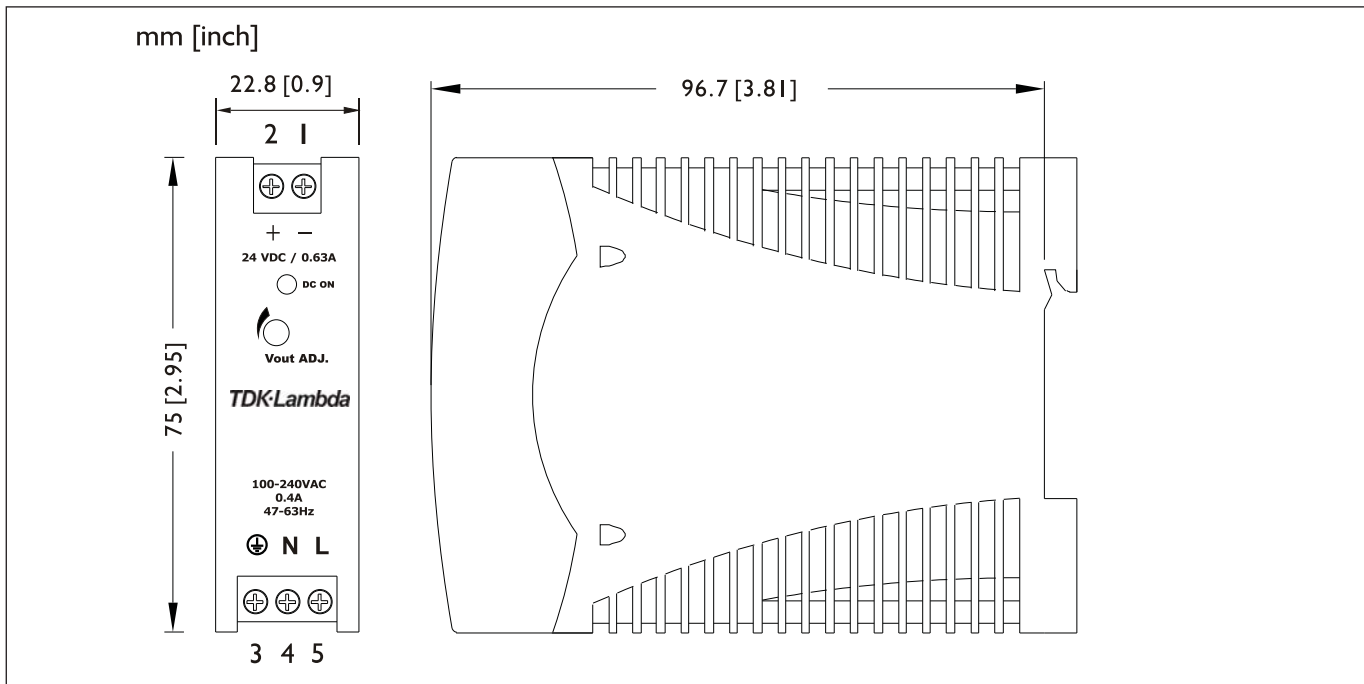
Snap-on Mounting - snap onto DIN Rail TS35/7.5 or TS35/15 (no tools required)

Cooling - Normal Convection

Clearance - 25mm all sides

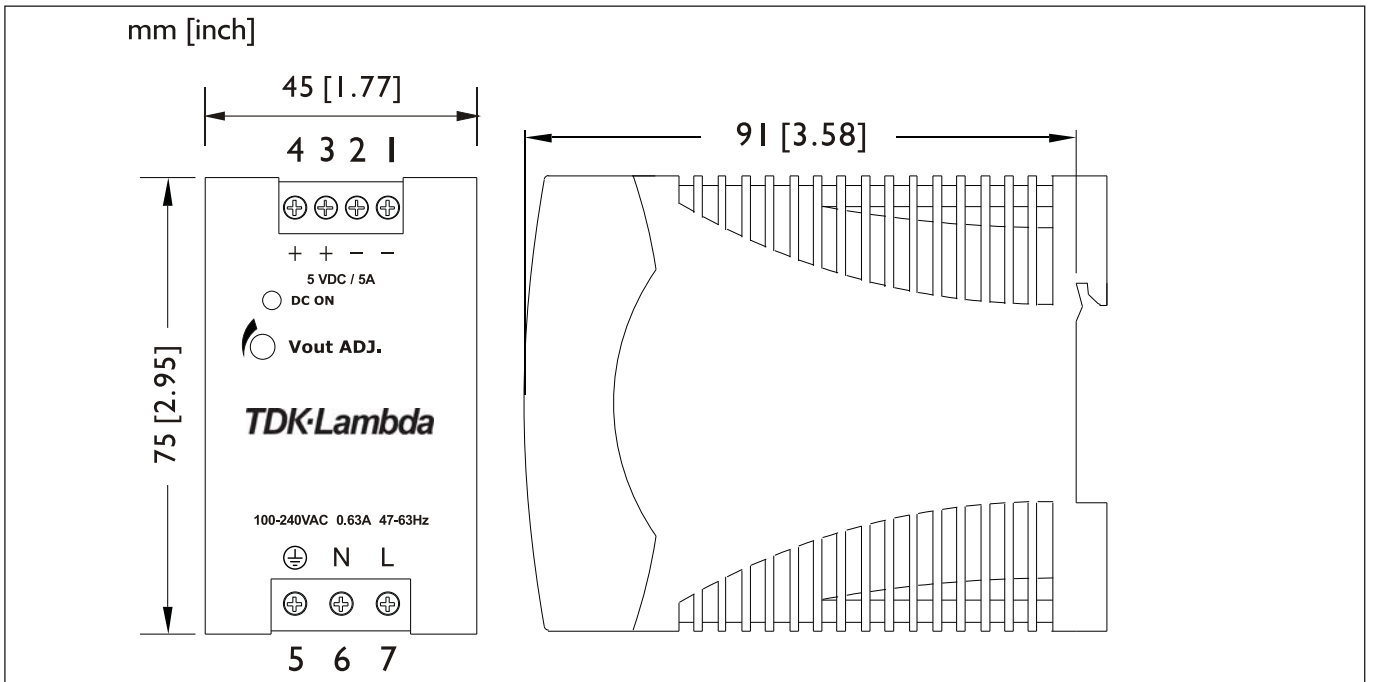
Connection - Use copper wire 0.5-2.5mm² (AWG24-12)

Outline Drawing DPP15 Series

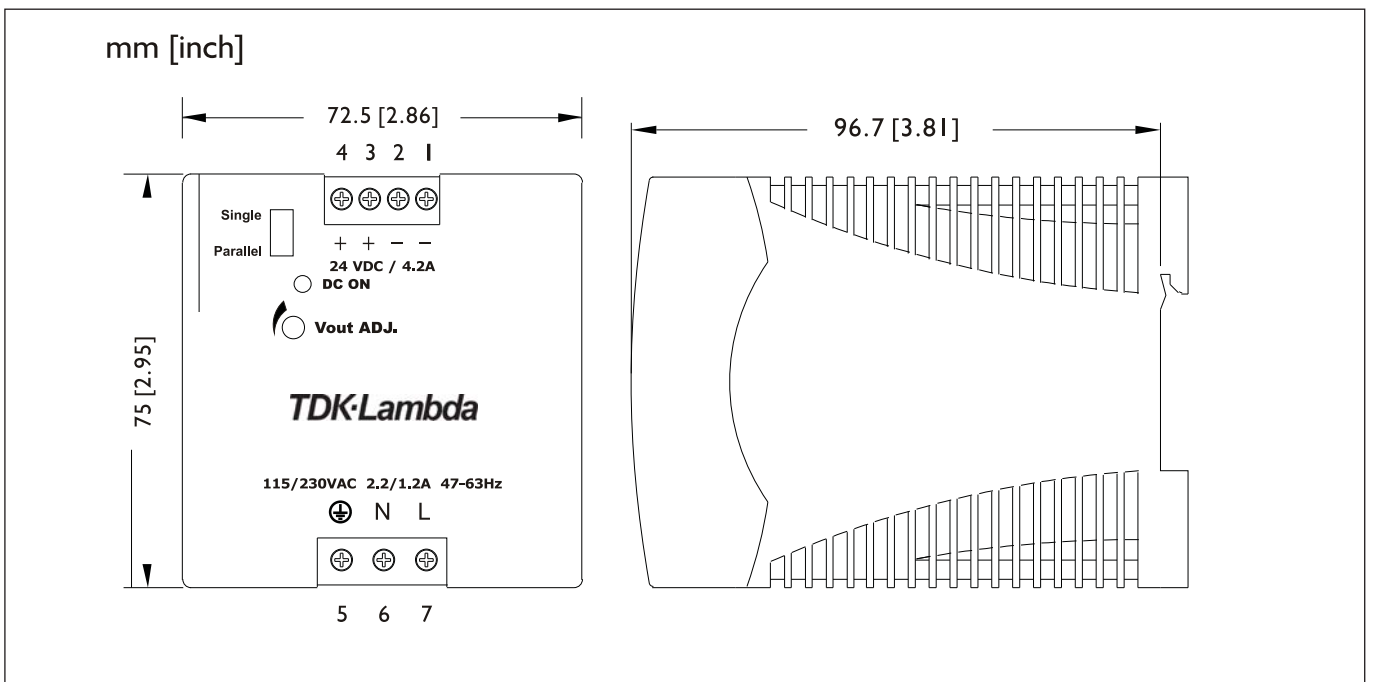




Outline Drawing DPP25-DPP50 Series



Outline Drawing DPP100 Series



LOCAL DISTRIBUTION



RSG Electronic Components GmbH ▪ Sprendlinger Landstr. 115 ▪ D-63069 Offenbach/Germany
 Tel. +49 69 984047-0 ▪ Fax +49 69 984047-77 ▪ info@rsg-electronic.de ▪ www.rsg-electronic.de
 Änderungen vorbehalten / subject to change without notice