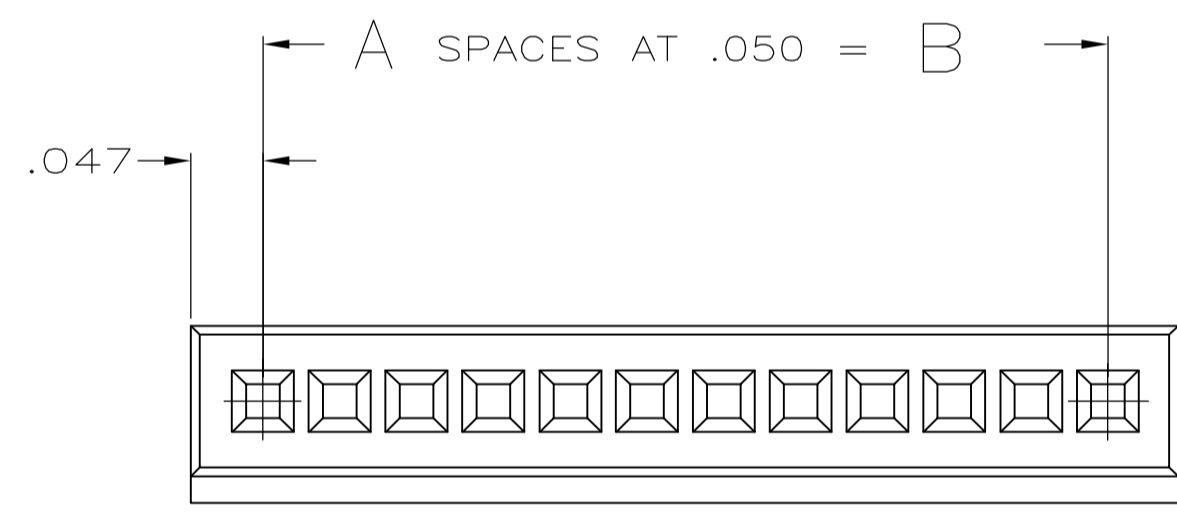
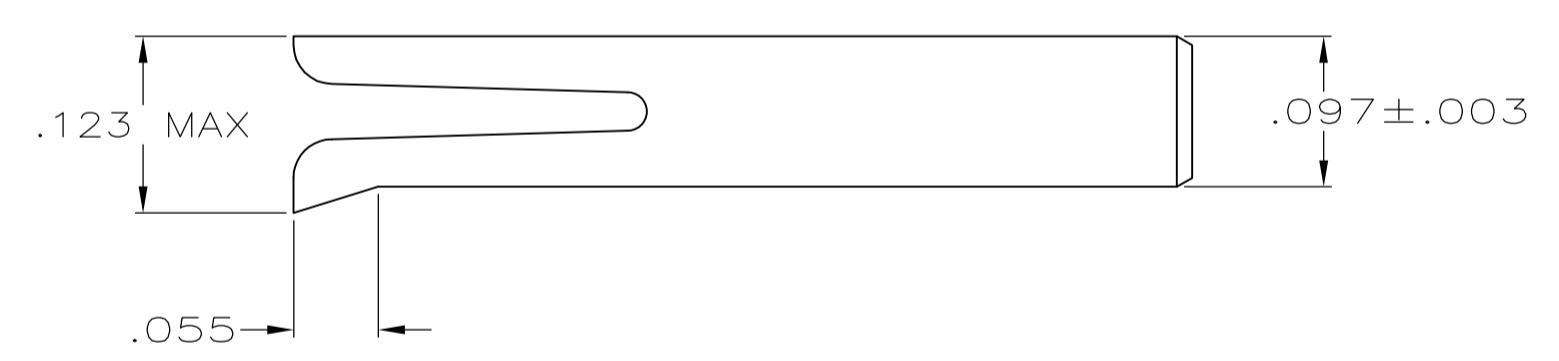
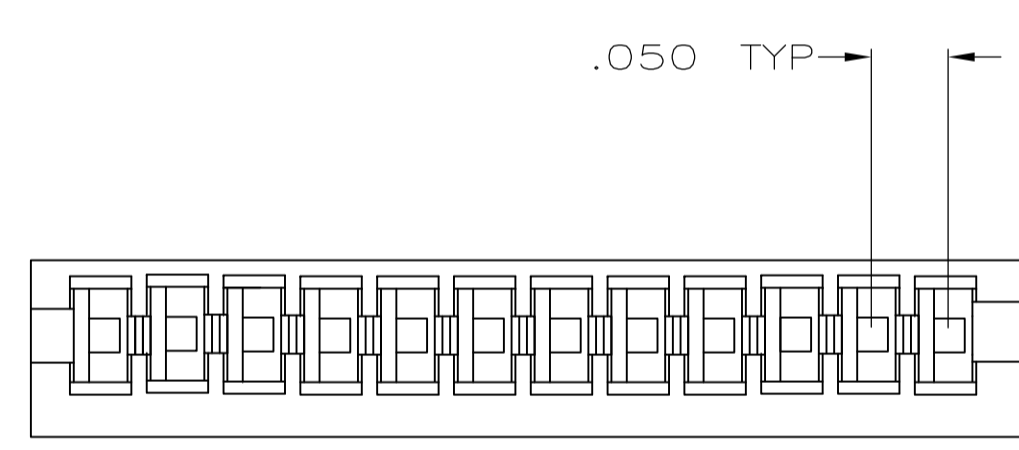


1 OBsolete PART NUMBER.
 2 WINDOWS MAY OR MAY NOT BE PRESENT ON THIS END OF THE HOUSING.



| | | | | |
|-------|-------|----|------|--------------|
| 2.543 | 2.450 | 49 | 50 | 4-487544-7 |
| 2.293 | 2.200 | 44 | 45 | △ 4-487544-2 |
| 2.043 | 1.950 | 39 | 40 | △ 3-487544-7 |
| 1.843 | 1.750 | 35 | 36 | △ 3-487544-3 |
| 1.593 | 1.500 | 30 | 31 | △ 2-487544-8 |
| 1.543 | 1.450 | 29 | 30 | △ 2-487544-7 |
| 1.293 | 1.200 | 24 | 25 | 2-487544-2 |
| 1.143 | 1.050 | 21 | 22 | 1-487544-9 |
| 1.043 | .950 | 19 | 20 | 1-487544-7 |
| .893 | .800 | 16 | 17 | 1-487544-4 |
| .844 | .750 | 15 | 16 | △ 1-487544-3 |
| .793 | .700 | 14 | 15 | 1-487544-2 |
| .693 | .600 | 12 | 13 | △ 1-487544-0 |
| .643 | .550 | 11 | 12 | 487544-9 |
| .593 | .500 | 10 | 11 | △ 487544-8 |
| .543 | .450 | 9 | 10 | 487544-7 |
| .443 | .350 | 7 | 8 | 487544-5 |
| .393 | .300 | 6 | 7 | 487544-4 |
| .343 | .250 | 5 | 6 | 487544-3 |
| .293 | .200 | 4 | 5 | 487544-2 |
| .243 | .150 | 3 | 4 | △ 487544-1 |
| C | B | A | POSN | PART NO. |

| | | | | | |
|--|--|--|--|---------------------------------|--|
| THIS DRAWING IS A CONTROLLED DOCUMENT. | | DIN 27 SEP 85 D.R.WORTHINGTON | | STE TE Connectivity | |
| DIMENSIONS: INCHES | | TOLERANCES UNLESS OTHERWISE SPECIFIED: | | APVD: HOY BECK 27 SEP 85 | |
| 0 PLC ± - | | 1 PLC ± - | | NAME: HOUSING, .050 , RCPT, FFC | |
| 1 PLC ± - | | 2 PLC ± - | | PRODUCT SPEC: - | |
| 2 PLC ± - | | 3 PLC ± .005 | | APPLICATION SPEC: - | |
| 3 PLC ± - | | 4 PLC ± - | | SIZE: A1 | |
| 4 PLC ± - | | ANGLES ± - | | CAGE CODE: 00779 | |
| MATERIAL: POLYESTER, BLACK | | FINISH: - | | DRAWING NO: 487544 | |
| WEIGHT: - | | RESTRICTED TO: - | | SCALE: 8:1 | |
| CUSTOMER DRAWING | | SHEET 1 OF 1 | | REV T | |