

REMEC

Double Balanced Mixer Multi-Octave Band

RF 2.0-12.0 GHz
LO 2.0-12.0 GHz
IF DC-1500 MHz

Electrical Specifications ⁽¹⁾:

Parameter	Conditions			Specifications		
	RF(GHz)	LO(GHz)	IF(MHz)	Min	Typical	Max
SSB Conversion loss: ^{(2) (3)}	2.0-12.0	2.0-12.0	DC-500		6.0 dB	8.0 dB
	2.0-12.0	2.0-12.0	DC-1200		7.0 dB	9.5 dB
	2.0-12.0	2.0-12.0	DC-1500		7.5 dB	10.0 dB
Isolation		LO to RF:	2.0-7.5	25 dB	39 dB	
			7.5-12.0	20 dB	30 dB	
		LO to IF:	2.0-3.0	18 dB	25 dB	
			3.0-12.0	20 dB	35 dB	
RF to IF:	2.0-12.0				22 dB	
Input 1-dB Compression Point:	2.0-12.0	2.0-12.0	DC-1500		+1 dBm +4 dBm +8 dBm +12 dBm	MM63 MM64 MM66 MM67
Input Third Order Intercept Point:	2.0-12.0	2.0-12.0	DC-1500		+11 dBm +14 dBm +18 dBm +22 dBm	MM63 MM64 MM66 MM67
LO Power: ⁽⁴⁾	2.0-12.0	2.0-12.0	DC-1500		+7 dBm +10 dBm +14 dBm +19 dBm	MM63 MM64 MM66 MM67

MM6XXG-10

LO Power

3 = +7 dBm
4 = +10 dBm
6 = +14 dBm
7 = +19 dBm

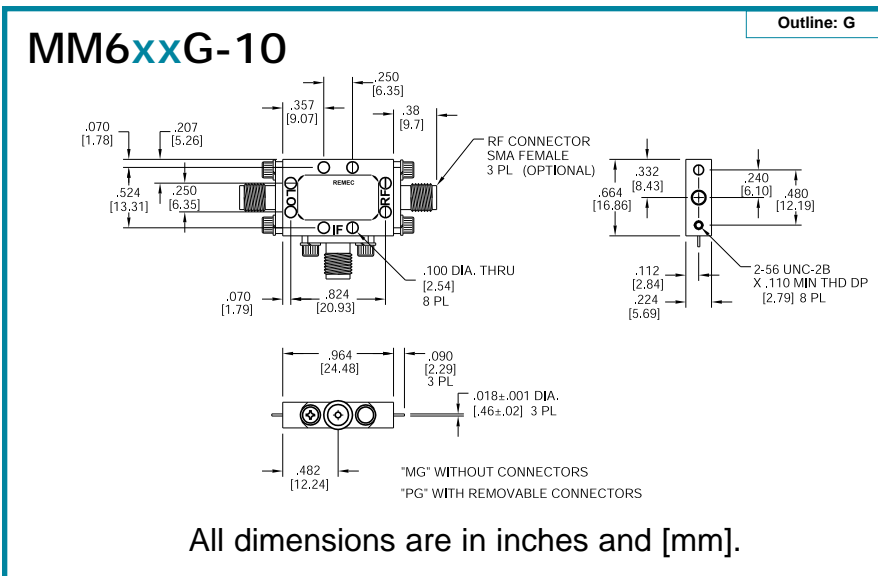
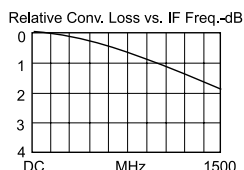
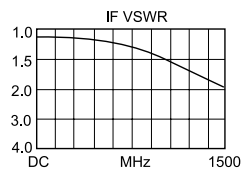
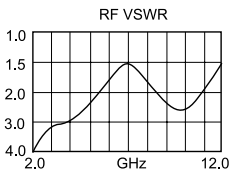
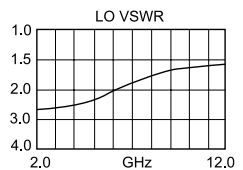
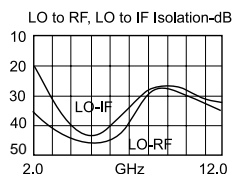
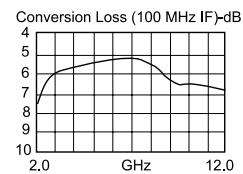
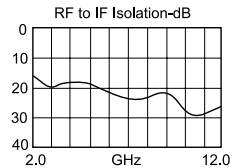
Drop-In Module or With SMA(F) Connectors

M = Module
P = With Connectors

Notes:

- Specifications are guaranteed when tested as a downconverter in a 50 Ohm system from -55°C to +100°C with the nominal LO power. Specifications indicated as typical are not guaranteed.
- Noise figure is typically within ± 0.5 dB of conversion loss for IF frequencies greater than 10 MHz.
- Conversion loss typically degrades less than 0.5 dB at +100°C and improves less than 0.5 dB at -55°C.
- Usable LO drives are up to 2 dB below and 3 dB above nominal.

Typical Performance at 25°C



Specifications subject to change without notice.