

## .480" HEIGHT PROFILE METAL SHELL PRESS FIT FEMALE RECEPTACLES FOR PCB MOUNTING



LR49571 E60980

### PHYSICAL PROPERTIES

**INSULATION MATERIAL:** Glass filled polyester rated UL 94V-0

**COLOR:** Black

**CONTACTS:** High strength copper alloy

**METAL SHELL:** Steel, bright tin plate

**DURABILITY:** Up to 300 insertions and withdrawals without degradation of performance, dependent upon contact plating thickness selected

### ELECTRICAL PROPERTIES

**OPERATING VOLTAGE:** 600 VDC (sea level)

**CURRENT RATING:** 5 Amperes

**CONTACT RESISTANCE:** 10 milliohms max. @ rated current

**INSULATION RESISTANCE:** 5000 megohms minimum

**DIELECTRIC WITHSTANDING VOLTAGE:** 1000 VAC minimum

**ENVIRONMENTAL PROPERTIES**

**TEMPERATURE RATING:** -55°C TO 125°C

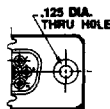
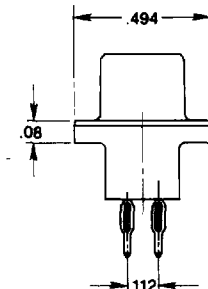
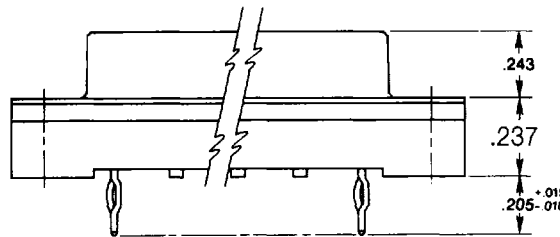
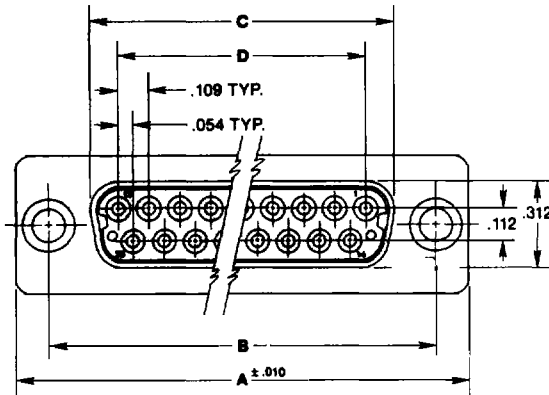
### APPLICATION TOOLING

**Mass Insertion Press Fit Tool:**

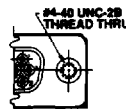
- 09 pos. 9823501
- 15 pos. 9823502
- 25 pos. 9823503
- 37 pos. 9823504

**REMOVAL TOOL:** Part # 98180

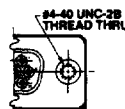
**CAP REMOVAL TOOL:** Part # 98175



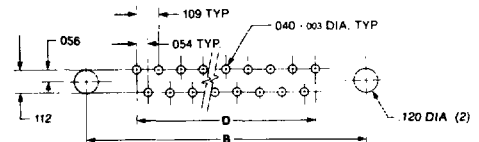
**MOUNTING STYLE A**  
FLUSH



**MOUNTING STYLE B**  
THREADED STANDOFF



**MOUNTING STYLE C**  
FLUSH INSERT



**PC BOARD HOLE PATTERN**

### Ordering Information

CONTACT COUNT	PART NUMBER BY MOUNTING STYLE			DIMENSIONS			
	FLUSH	THREADED STANDOFF	FLUSH INSERT	E	F	G	D
9	H4R09PF29A	H4R09PF29B	H4R09PF29C	1.224	.984	.646	.436
15	H4R15PF29A	H4R15PF29B	H4R15PF29C	1.552	1.312	.974	.763
25	H4R25PF29A	H4R25PF29B	H4R25PF29C	2.092	1.852	1.514	1.308
37	H4R37PF29A	H4R37PF29B	H4R37PF29C	2.740	2.500	2.162	1.962

**NOTE:** Add suffix S for metal snap latch. Not available on basic connector.