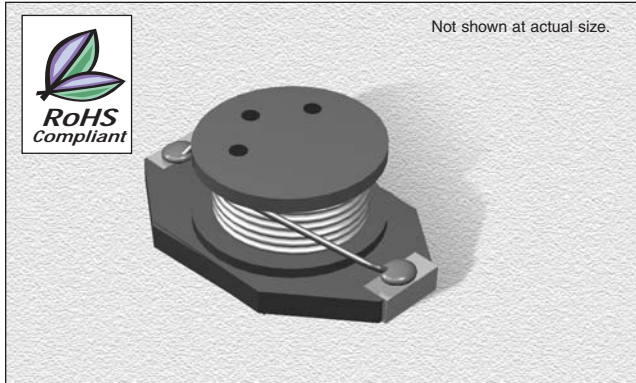


CTDO3316F Series

From 1.0 μH to 1,500 μH

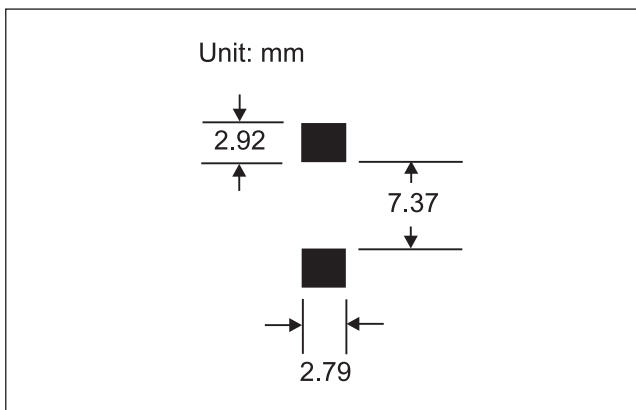
ENGINEERING KIT #8



CHARACTERISTICS

- Description:** SMD power inductor
- Applications:** DC/DC converters, computers, LCD displays, telecommunication equipment and PDA palm tops.
- Operating Temperature:** -40°C to +125°C
- ΔT :** 40°C typically at I_{rms}
- Inductance Tolerance:** $\pm 20\%$
- Inductance Drop:** 10% typically at I_{sat}
- Testing:** Inductance is tested on an HP4285A at 100 kHz
- Packaging:** Tape & Reel
- Marking:** Color dots OR Inductance code
- Miscellaneous:** RoHS Compliant.
- Additional Information:** Additional electrical & physical information available upon request
- Samples available.** See website for ordering information.

PAD LAYOUT



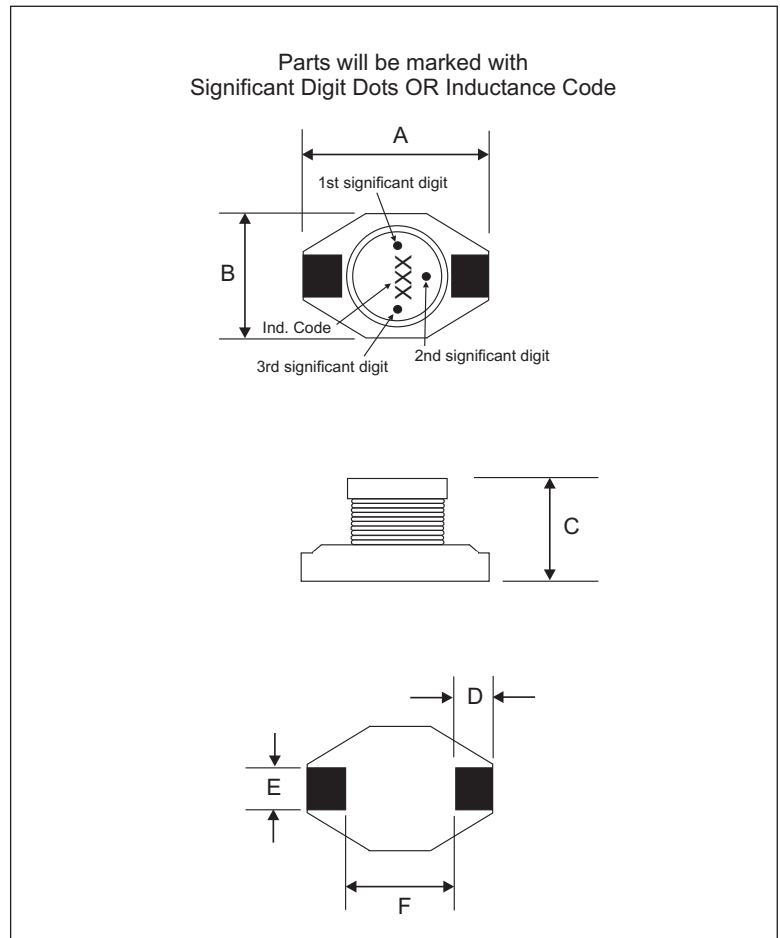
SPECIFICATIONS

Parts are available in $\pm 20\%$ tolerance only.

Part Number	Inductance (μH)	L Test Freq. (kHz)	DCR (Ω)	SRF (MHz)	I_{sat} (A)	I_{rms} (A)
CTDO3316PF-102	1.0	100	.01	100	9.0	6.8
CTDO3316PF-152	1.5	100	.01	90	8.0	6.4
CTDO3316PF-222	2.2	100	.01	80	7.0	6.1
CTDO3316PF-332	3.3	100	.02	65	6.4	5.4
CTDO3316PF-472	4.7	100	.02	45	5.4	4.8
CTDO3316PF-682	6.8	100	.03	38	4.6	4.4
CTDO3316PF-103	10	100	.04	30	3.8	3.9
CTDO3316PF-153	15	100	.05	27	3.0	3.1
CTDO3316PF-223	22	100	.09	19	2.6	2.7
CTDO3316PF-333	33	100	.10	15	2.0	2.1
CTDO3316PF-473	47	100	.14	12	1.6	1.8
CTDO3316PF-683	68	100	.20	10	1.4	1.5
CTDO3316PF-104	100	100	.30	9.0	1.2	1.3
CTDO3316PF-154	150	100	.40	6.0	1.0	1.0
CTDO3316PF-224	220	100	.60	5.0	.80	.80
CTDO3316PF-334	330	100	1.0	4.5	.60	.60
CTDO3316PF-474	470	100	1.3	3.5	.50	.50
CTDO3316PF-684	680	100	2.0	2.5	.40	.40
CTDO3316PF-105	1000	100	3.0	2.0	.30	.30
CTDO3316PF-155	1500	100	5.0	1.0	.27	.25

PHYSICAL DIMENSIONS

Size	A Max.	B Max.	C Max.	D	E	F
mm	12.95	9.4	5.2	2.54	2.54	7.62
inches	0.51	0.37	0.2	0.1	0.1	0.3



01.11.10