

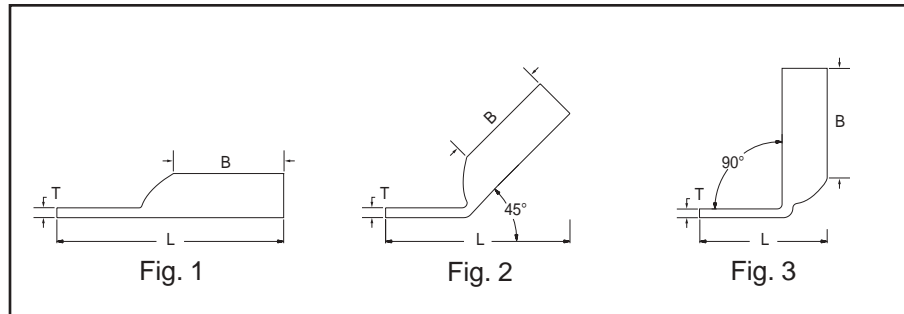
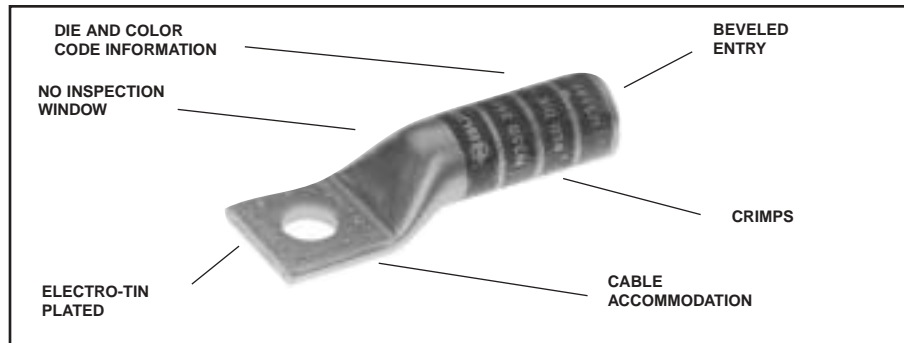
ONE HOLE HYLUG™ CODE CONDUCTOR LONG BARREL

TYPES YA, YA-TC

UNINSULATED COPPER COMPRESSION TERMINAL

UL Listed 90° C,
600 Volts to 35 KV ◆

C-16



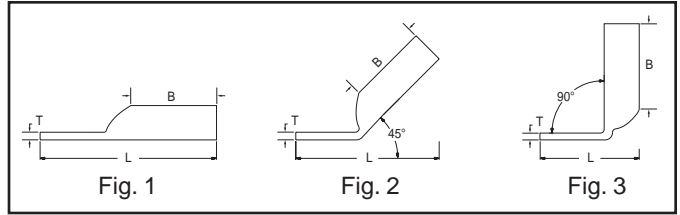
Catalog Number	Fig #	Conductor		Stud Hole Size	Tongue Width	Figure Dimensions			Dieless (# of crimps)	▲ Installation Tooling				Wire Strip Length		
		AWG	MM ²			(B)	(T)	(L)		Mechanical MD6, OUR840, MD7-34R	Hydraulic		Color Code		Die Index	
											BCT500HS, Y500CTHS	Y35, Y39, Y750 Y46*, PAT750				
YA8C-TC10	1	#8 AWG	† 10	# 10	.38"	.81"	.08"	1.57"	MRC840 (2) Y8MBR-1 (1) Y2MR (2) Y1MR (2)	W8CVT (2) W8CRT (2) X8CRT (2)	X8CRT (2) W8CVT (2) W8CRT (2)	U8CRT (2)	Red	49	1"	
YA8C-TC10-45	2							1.46"								
YA8C-TC10-90	3							.68"								
YA8C-TC14	1			37/24	1/4"	.41"	.81"	.08"								1.69"
YA8C-TC14-45	2															1.57"
YA8C-TC14-90	3															.86"
YA8C-TC38	1			#6 SOL	3/8"	.58"	.81"	.06"								1.88"
YA8C-TC38-45	2															1.71"
YA8C-TC38-90	3															1.04"
YA6C-TC10	1	#6 AWG	-	# 10	.41"	1.12"	.09"	1.89"	MRC840 (2) MY29-3 (2) MY29-11 (2) Y2MR (2) Y644M (1) Y1MR (1)	W5CVT (2) W5CRT (2) X5CRT (2) X8CART (2)	W5CVT (2) W5CRT (2) X5CRT (2) X8CART (2)	U5CRT (2) U8CABT (2)	Blue	7	1-3/16"	
YA6C-TC10-45	2							1.72"								
YA6C-TC10-90	3							.75"								
YA6C-N	1			1/2"	.83"	1.12"	.12"	2.64"								
YA6C-N-45	2							2.53"								
YA6C-N-90	3							1.52"								
YA6C	1			1/4"	.41"	1.12"	.09"	1.81"								
YA6C-45	2							1.24"								
YA6C-90	3							.81"								
YA5C	1			#5 AWG	-	1/4"	.44"	1.12"								.07"
YA5C-45	2	1.75"														
YA5C-90	3	.81"														
YA5C-N	1	1/2"	.83"			1.12"	.12"	2.67"								
YA5C-N-45	2							2.55"								
YA5C-N-90	3							1.52"								
YA4C-TC10	1	#4 AWG	† 10	# 10	.49"	1.12"	.09"	1.94"	MRC840 (2) MY29-3 (2) MY29-11 (2) Y2MR (4) Y644M (1)	W4CVT (2) W4CRT (2) X4CRT (2)	W4CVT (2) W4CRT (2) X4CRT (2)	U4CRT (2) U6CABT (2)	Gray	8	1-3/16"	
YA4C-TC10-45	2							1.94"								
YA4C-TC10-90	3							1.75"								
YA4C	1			1/4"	.50"	1.12"	.09"	1.87"								
YA4C-45	2							1.52"								

* Use PUADP-1 adapter with "U" dies in Y46 HYPRESS™.
 ** P-RT die sets for use in Y46 HYPRESS™ only, PUADP-1 adapter not required.
 *** The MM² conductor sizes listed are the recommendations for Class 2 conductor.

† The MM² conductor size listed is for Class 2 and Class 5 conductor.
 ▲ See tooling section of this catalog for complete tool and die listings. Use ONLY color coded die recommendations for "FX" connectors. For nest/indenter system contact factory.

• Available undrilled. Add suffix "U" to catalog number (example: YA25U).
 ◆ For applications greater than 2000 Volts consult cable manufacturer for voltage stress relief instructions.

ONE HOLE HYLUG™ CODE CONDUCTOR LONG BARREL (Continued)



Catalog Number	Fig #	Conductor		Stud Hole Size	Tongue Width	Figure Dimensions			Dieless (# of crimps)	▲ Installation Tooling				Wire Strip Length	
		AWG	MM²			(B)	(T)	(L)		Mechanical MD6, OUR840, MD7-34R	Hydraulic		Color Code		Die Index
											BCT500HS, Y500CTHS	Y35, Y39, Y750, Y46*, PAT750			
YA4C-90	3	#4 AWG	-	1/4"	.56"	1.12"	.09"	.84"	MRC840 (2)	W4CVT (2) W4CRT (2) X4CRT (2)	W4CVT (2) W4CRT (2) X4CRT (2)	U4CRT (2) U6CABT (2)	Gray	8	1-3/16"
YA4C-TC38	1			3/8"	.58"	1.12"	.08"	2.25"	MY29-3 (2)						
YA4C-TC38-45	2							2.02"	MY29-11 (2)						
YA4C-TC38-90	3							1.08"	Y2MR (4)						
YA4C-N	1							2.69"	Y644M (1)						
YA4C-N-45	2							2.56"	Y1MR (4)						
YA4C-N-90	3			1/2"	.83"	1.12"	.12"	1.54"							
YA3C-TC14	1	#3 AWG	25	1/4"	.55"	1.25"	.09"	2.23"	MY29-3 (2) MY29-11 (2) Y644M (1)	W3CRT (2)	W3CRT (2)	U3CRT (2)	White	9	1-1/2"
YA3C-TC14-45	2							1.99"							
YA3C-TC14-90	3							.92"							
YA3C	1							2.30"							
YA3C-45	2			5/16"	.55"	1.25"	.09"	2.05"							
YA3C-90	3							.98"							
YA3C-TC38	1	#2 SOLID	25	3/8"	.61"	1.25"	.08"	2.42"	MY29-3 (2) MY29-11 (2) Y644M (1)	W3CRT (2)	W3CRT (2)	U3CRT (2)	White	9	1-1/2"
YA3C-TC38-45	2							2.16"							
YA3C-TC38-90	3							1.10"							
YA3CN	1							2.86"							
YA3CN-45	2			1/2"	.81"	1.25"	.12"	2.68"							
YA3CN-90	3							1.56"							
YA2C-TC10	1	#2 AWG	35	# 10	.61"	1.25"	.11"	2.10"	Y1MR (4) MRC840 (2) MY29-3 (2) MY29-11 (2) Y2MR (4) Y644M (1)	W2CVT (2) W2CRT (2) X2CRT (2)	W2CVT (2) W2CRT (2) X2CRT (2)	U2CRT (2)	Brown	10	1-5/16"
YA2C-TC10-45	2							1.90"							
YA2C-TC10-90	3							.82"							
YA2C-TC14	1							2.23"							
YA2C-TC14-45	2			1/4"	.60"	1.25"	.11"	2.02"							
YA2C-TC14-90	3							.95"							
YA2C	1					2.29"									
YA2C-45	2	5/16"	.61"	1.25"	.11"	2.09"									
YA2C-90	3					1.01"									
YA2C-N	1					2.88"									
YA2C-N-45	2	1/2"	.83"	1.25"	.12"	2.70"									
YA2C-N-90	3					1.58"									
YA1C-TC10	1	#1 AWG	50	# 10	.68"	1.38"	.10"	2.27"	Y1MR (4) MRC840 (2) MY29-3 (2) MY29-11 (2) Y644M (1)	W1CVT (2) W1CRT-1 (2) X1CRT-1 (2)	W1CVT (2) W1CRT-1 (2) X1CRT-1 (2)	U1CRT-1 (2) U4CABT (2)	Green	11	1-7/16"
YA1C-TC10-45	2							2.00"							
YA1C-TC10-90	3							.84"							
YA1C	1							2.45"							
YA1C-45	2			5/16"	.68"	1.38"	.10"	2.19"							
YA1C-90	3							1.03"							
YA1C-N	1					3.06"									
YA1C-N-45	2	1/2"	.83"	1.38"	.12"	2.82"									
YA1C-N-90	3					1.60"									
YA25TC10	1	1/0 AWG	-	# 10	.75"	1.38"	.12"	2.30"	MRC840 (4) MY29-3 (2) MY29-11 (2) Y644M (1)	W25VT (4) W25RT (4) X25RT (4)	W25VT (4) W25RT (4) X25RT (4)	U25RT (2) U2CABT (2)	Pink	12	1-7/16"
YA25TC10-45	2							2.06"							
YA25TC10-90	3							.88"							
YA25	1							2.48"							
YA25-45	2			5/16"	.75"	1.38"	.12"	2.25"							
YA25-90	3							1.07"							
YA25TC38	1					2.61"									
YA25TC38-45	2	3/8"	.75"	1.38"	.12"	2.37"									
YA25TC38-90	3					1.19"									

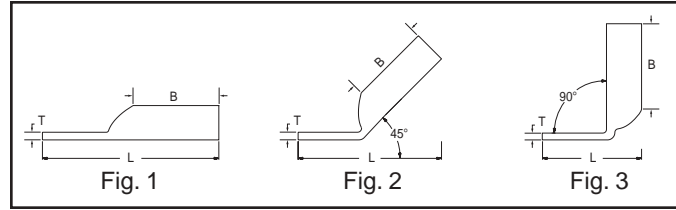
C-17

* Use PUADP-1 adapter with "U" dies in Y46 HYPRESS™.
** P-RT die sets for use in Y46 HYPRESS™ only, PUADP-1 adapter not required.

*** The MM² conductor sizes listed are the recommendations for Class 2 conductor.
▲ See tooling section of this catalog for complete tool and die listings. Use ONLY color coded die recommendations for "FX" connectors. For nest/indenter system contact factory.

• Available undrilled. Add suffix "U" to catalog number (example: YA25U).
◆ For applications greater than 2000 Volts consult cable manufacturer for voltage stress relief instructions.

ONE HOLE HYLUG™ CODE CONDUCTOR LONG BARREL (Continued)



C-18

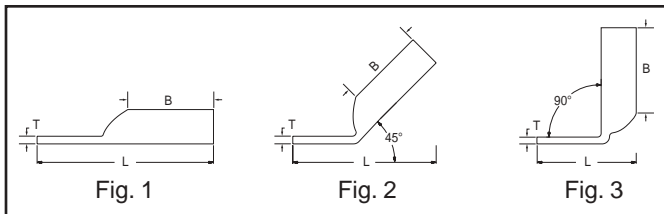
Catalog Number	Fig #	Conductor		Stud Hole Size	Tongue Width	Figure Dimensions			▲ Installation Tooling					Wire Strip Length								
		AWG	*** MM ²			(B)	(T)	(L)	Dieless (# of crimps)	Mechanical		Hydraulic			Color Code	Die Index						
										MD6, OUR840, MD7-34R	BCT500HS, Y500CTHS	Y35, Y39, Y750, Y46*, PAT750										
YA25N	1	1/0 AWG	-	1/2"	.81"	1.38"	.11"	3.05"	MRC840 (4)	W25VT (4)	W25VT (4)	U25RT (2)	Pink	12	1-7/16"							
YA25N-45	2							2.79"	MY29-3 (2)							W25RT (4)	W25RT (4)	U2CABT (2)				
YA25N-90	3							1.62"	MY29-11 (2)							X25RT (4)	X25RT (4)					
YA26	1	2/0 AWG	70	3/8"	.83"	1.50"	.12"	2.77"	MRC840 (4)	W26VT (4)	W26VT (4)	U26RT (2)	Black	13	1-9/16"							
YA26-45	2							2.49"	MY29-3 (2)							W26RT (4)	W26RT (4)					
YA26-90	3							1.22"	MY29-11 (2)							W26RT (4)	W26RT (4)					
YA26N	1							1/2"	.83"							1.50"	.12"	3.21"	Y644M (1)	X26RT (4)	X26RT (4)	
YA26N-45	2																	2.93"				
YA26N-90	3																	1.65"				
YA27	1	3/0 AWG	-	1/2"	.91"	1.50"	.13"	3.06"	MRC840 (4)	W27VT (4)	W27VT (4)	U27RT (2)	Orange	14	1-9/16"							
YA27-45	2							2.78"	MY29-3 (2)							W27RT (4)	W27RT (4)					
YA27-90	3							1.49"	MY29-11 (2)							X27RT (6)	X27RT (6)					
YA28TC38	1	4/0 AWG	-	3/8"	1.02"	1.62"	.14"	2.98"	MRC840 (4)	W28VT (4)	W28VT (4)	U28RT (2)	Purple	15	1-1/16"							
YA28TC38-45	2							2.68"	MY29-3 (2)							W28RT (4)	W28RT (4)					
YA28TC38-90	3							1.29"	MY29-11 (2)							W28RT (4)	W28RT (4)					
YA28	1			1/2"				.91"	1.50"							.13"	3.23"	Y644M (1)	X28RT (6)	X28RT (6)		
YA28-45	2																2.93"					
YA28-90	3																1.54"					
YA29	1	250 kcmil	-	1/2"	1.11"	1.62"	.16"	3.26"	MY29-3 (2)	W29VT (4)	W29VT (4)	U29RT (2)	Yellow	16	1-1/16"							
YA29-45	2							2.99"	MY29-11 (2)							W29RT (4)	W29RT (4)					
YA29-90	3							1.58"	Y644M (1)							X29RT (8)	X29RT (8)					
YA30	1	300 kcmil	150	1/2"	1.20"	2.00"	.16"	3.69"	Y644M (1)	W30VT (4)	W30VT (4)	U30RT (4)	White	17 or 298	2-1/16"							
YA30-45	2							3.31"														
YA30-90	3							1.61"														
YA31	1	350 kcmil	185	1/2"	1.29"	2.00"	.18"	3.73"	Y644M (1)	W31VT (4)	W31VT (4)	U31RT (4)	Red	18 or 324	2-1/16"							
YA31-45	2							3.36"														
YA31-90	3							1.65"														
YA32N	1	400 kcmil	-	1/2"	1.38"	2.12"	.19"	4.09"	Y644M (1)	W32VT (4)	W32VT (4)	U32RT (4)	Blue	19 or 470	2-3/16"							
YA32N-45	2							3.71"														
YA32N-90	3							1.88"														
YA32	1			5/8"				1.38"								2.12"	.19"	4.15"				
YA32-45	2																	3.77"				
YA32-90	3																	1.95"				

* Use PUADP-1 adapter with "U" dies in Y46 HYPRESS™.
 ** P-RT die sets for use in Y46 HYPRESS™ only, PUADP-1 adapter not required.

*** The MM² conductor sizes listed are the recommendations for Class 2 conductor.
 ▲ See tooling section of this catalog for complete tool and die listings. Use ONLY color coded die recommendations for "FX" connectors. For nest/indenter system contact factory.

• Available undrilled. Add suffix "U" to catalog number (example: YA25U).
 ◆ For applications greater than 2000 Volts consult cable manufacturer for voltage stress relief instructions.

ONE HOLE HYLUG™ CODE CONDUCTOR LONG BARREL (Continued)



Catalog Number	Fig #	Conductor		Stud Hole Size	Tongue Width	Figure Dimensions			▲ Installation Tooling						
		AWG	*** MM ²			(B)	(T)	(L)	Dieless (# of crimps)	Mechanical	Hydraulic		Color Code	Die Index	Wire Strip Length
										MD6, OUR840, MD7-34R	BCT500HS, Y500CTHS	Y35, Y39, Y750, Y46*, PAT750			
YA33	1	450 kcmil	-	5/8"	1.48"	2.13"	.21"	4.24"	W33VT (4)	W33VT (4) W33RT (4)	U33RT (4)	Gray	326 or 538	2-5/16"	
YA33-45	2							3.87"							
YA33-90	3							2.00"							
YA33-N	1			1/2"	1.48"	2.13"	.21"	4.17"							
YA33-N-45	2							3.81"							
YA33-N-90	3							1.94"							
YA34N	1	500 kcmil	240	1/2"	1.52"	2.25"	.23"	4.32"	W34VT (4)	W34VT (4) W34RT (4)	U34RT (4) U31ART (4)	Brown	20 or 299	2-5/16"	
YA34N-45	2							3.96"							
YA34N-90	3							1.97"							
YA34	1			5/8"	1.52"	2.25"	.23"	4.39"							
YA34-45	2							4.02"							
YA34-90	3							2.03"							
YA35	1	550 kcmil	-	5/8"	1.65"	2.63"	.25"	4.79"	-	-	U35RT (4)	Yellow	21	2-11/16"	
YA35-45	2							4.37"							
YA35-90	3							2.08"							
YA35-N	1			1/2"	1.65"	2.63"	.25"	4.73"							
YA35-N-45	2							4.30"							
YA35-N-90	3							2.01"							
YA36N	1	600 kcmil	300	1/2"	1.69"	2.69"	.27"	4.83"	-	-	U36RT (4) U32ART (4)	Green	22 or 472	2-3/4"	
YA36N-45	2							4.41"							
YA36N-90	3							2.05"							
YA36	1			5/8"	1.69"	2.69"	.27"	4.90"							
YA36-45	2							4.47"							
YA36-90	3							2.11"							
YA37	1	650 kcmil	-	5/8"	1.80"	2.81"	.27"	5.05"	-	-	U37RT (4)	Orange	23	2-7/8"	
YA37-45	2							4.59"							
YA37-90	3							2.14"							
YA37-N	1			1/2"	1.80"	2.81"	.27"	4.98"							
YA37-N-45	2							4.53"							
YA37-N-90	3							2.08"							
YA38	1	700 kcmil	-	5/8"	1.84"	2.81"	.27"	5.07"	-	-	U38RT (4)	Pink	400	2-7/8"	
YA38-45	2							4.60"							
YA38-90	3							2.15"							
YA38-N	1			1/2"	1.84"	2.81"	.27"	5.01"							
YA38-N-45	2							4.53"							
YA38-N-90	3							2.08"							
YA39N	1	750 kcmil	-	1/2"	1.89"	2.88"	.27"	5.11"	-	-	U39RT (4) P39RT (4) **	Black	24	2-15/16"	
YA39N-45	2							4.62"							
YA39N-90	3							2.11"							
YA39	1			5/8"	1.89"	2.88"	.27"	5.17"							
YA39-45	2							4.68"							
YA39-90	3							2.17"							
YA40	1	800 kcmil	400	5/8"	1.98"	2.94"	.30"	5.25"	-	-	P40RT (4) **	Orange	25	3"	
YA40-45	2							4.80"							
YA40-90	3							2.21"							
YA40-N	1			1/2"	1.98"	2.94"	.30"	5.19"							
YA40-N-45	2							4.74"							
YA40-N-90	3							2.15"							

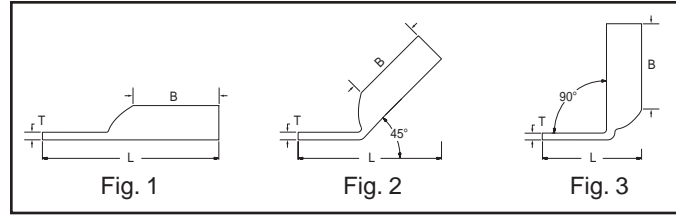
C-19

* Use PUADP-1 adapter with "U" dies in Y46 HYPRESS™.
 ** P-RT die sets for use in Y46 HYPRESS™ only, PUADP-1 adapter not required.
 *** The MM² conductor sizes listed are the recommendations for Class 2 conductor.

▲ See tooling section of this catalog for complete tool and die listings. Use ONLY color coded die recommendations for "FX" connectors. For nest/indenter system contact factory.
 • Available undrilled. Add suffix "U" to catalog number (example: YA25U).

◆ For applications greater than 2000 Volts consult cable manufacturer for voltage stress relief instructions.

ONE HOLE HYLUG™ CODE CONDUCTOR LONG BARREL (Continued)



C-20

Catalog Number	Fig #	Conductor		Stud Hole Size	Tongue Width	Figure Dimensions			Dieless (# of crimps)	▲ Installation Tooling				Wire Strip Length	
		AWG	MM ²			(B)	(T)	(L)		Mechanical MD6, OUR840, MD7-34R	Hydraulic		Color Code		Die Index
											BCT500HS, Y500CTHS	Y35, Y39, Y750, Y46*, PAT750			
YA41	1	850 kcmil	-	5/8"	2.01"	2.94"	.31"	5.26"	Y644M (1)	-	-	-	Gold	26	3"
YA41-45	2					2.94"	.31"	4.82"							
YA41-90	3					2.94"	.31"	2.23"							
YA41-N	1			1/2"	2.01"	2.91"	.31"	5.20"							
YA41-N-45	2					2.91"	.31"	4.76"							
YA41-N-90	3					2.91"	.31"	2.17"							
YA44	1	1000 kcmil	500	5/8"	2.17"	3.00"	.33"	5.45"	-	-	P44RT (4) **	White	27	3-1/16"	
YA44-45	2					3.00"	.33"	5.01"							
YA44-90	3					3.00"	.33"	2.32"							
YA44-N	1			1/2"	2.19"	3.00"	.33"	5.38"							
YA44-N-45	2					3.00"	.33"	4.95"							
YA44-N-90	3					3.00"	.33"	2.26"							
YA45	1	1250 kcmil	-	3/4"	2.46"	3.19"	.38"	5.93"	-	-	P45RT (6) **	Yellow	29	3-1/4"	
YA45-45	2					3.19"	.38"	5.52"							
YA45-90	3					3.19"	.38"	2.62"							
YA45-N	1			1/2"	2.46"	3.19"	.38"	5.68"							
YA45-N-45	2					3.19"	.38"	5.27"							
YA45-N-90	3					3.19"	.38"	2.37"							
YA46	1	1500 kcmil	-	3/4"	2.69"	3.19"	.40"	6.04"	-	-	P46RT (6) **	Green	31	3-5/16"	
YA46-45	2					3.19"	.40"	5.64"							
YA46-90	3					3.19"	.40"	2.71"							
YA46-N	1			1/2"	2.69"	3.19"	.40"	5.79"							
YA46-N-45	2					3.19"	.40"	5.39"							
YA46-N-90	3					3.19"	.40"	2.46"							
YA47	1	1750 kcmil	-	3/4"	2.90"	3.44"	.42"	6.38"	-	-	-	Gray	33	3-1/2"	
YA47-45	2					3.44"	.42"	5.94"							
YA47-90	3					3.44"	.42"	2.79"							
YA47-N	1			1/2"	2.90"	3.44"	.42"	6.13"							
YA47-N-45	2					3.44"	.42"	5.69"							
YA47-N-90	3					3.44"	.42"	2.54"							
YA48	1	2000 kcmil	-	3/4"	3.10"	3.44"	.46"	6.47"	-	-	-	Brown	34	3-1/2"	
YA48-45	2					3.44"	.46"	6.09"							
YA48-90	3					3.44"	.46"	2.89"							
YA48-N	1			1/2"	3.10"	3.44"	.46"	6.22"							
YA48-N-45	2					3.44"	.46"	5.84"							
YA48-N-90	3					3.44"	.46"	2.64"							

* Use PUADP-1 adapter with "U" dies in Y46 HYPRESS™.

** P-RT die sets for use in Y46 HYPRESS™ only, PUADP-1 adapter not required.

*** The MM² conductor sizes listed are the recommendations for Class 2 conductor.

▲ See tooling section of this catalog for complete tool and die listings. Use ONLY color coded die recommendations for "FX" connectors. For nest/indenter system contact factory.

• Available undrilled. Add suffix "U" to catalog number (example: YA25U).

◆ For applications greater than 2000 Volts consult cable manufacturer for voltage stress relief instructions.