

N-CHANNEL ENHANCEMENT MODE VERTICAL DMOS FET

ZVN4306AV

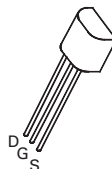
ISSUE 1 – FEBRUARY 95

FEATURES

- * 60 Volt V_{DS}
- * $R_{DS(on)} = 0.33\Omega$
- * Repetitive Avalanche Rating

APPLICATIONS

- * Solenoids / relay drivers for automotive
- * Stepper Motor Drivers
- * DC-DC convertors



**E-Line
TO92 Compatible**

ABSOLUTE MAXIMUM RATINGS.

PARAMETER	SYMBOL	VALUE	UNIT
Drain-Source Voltage	V_{DS}	60	V
Continuous Drain Current at $T_{amb}=25^{\circ}C$	I_D	1.1	A
Practical Continuous Drain Current at $T_{amb}=25^{\circ}C$	I_{DP}	1.3	A
Pulsed Drain Current	I_{DM}	15	A
Gate Source Voltage	V_{GS}	± 20	V
Power Dissipation at $T_{amb}=25^{\circ}C$	P_{tot}	850	mW
Practical Power Dissipation at $T_{amb}=25^{\circ}C^*$	P_{totp}	1.13	W
Avalanche Current-Repetitive	I_{AR}	1	A
Avalanche Energy-Repetitive	E_{AR}	25	mJ
Operating and Storage Temperature Range	$T_j:T_{stg}$	-55 to +150	$^{\circ}C$

*The power which can be dissipated assuming the device is mounted in a typical manner on a P.C.B. with copper equal to 1 inch square minimum

ZVN4306AV

ELECTRICAL CHARACTERISTICS (at $T_{amb} = 25^{\circ}\text{C}$ unless otherwise stated).

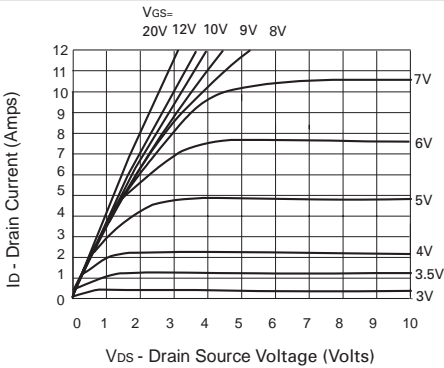
PARAMETER	SYMBOL	MIN.	TYP.	MAX.	UNIT	CONDITIONS.
Drain-Source Breakdown Voltage	BV_{DSS}	60			V	$I_D=1\text{mA}, V_{GS}=0\text{V}$
Gate-Source Threshold Voltage	$V_{GS(th)}$	1.3		3	V	$I_D=1\text{mA}, V_{DS}=V_{GS}$
Gate-Body Leakage	I_{GSS}			100	nA	$V_{GS}=\pm 20\text{V}, V_{DS}=0\text{V}$
Zero Gate Voltage Drain Current	I_{DSS}			10 100	μA μA	$V_{DS}=60\text{V}, V_{GS}=0$ $V_{DS}=48\text{V}, V_{GS}=0\text{V}, T=125^{\circ}\text{C}(2)$
On-State Drain Current(1)	$I_{D(on)}$	12			A	$V_{DS}=10\text{V}, V_{GS}=10\text{V}$
Static Drain-Source On-State Resistance (1)	$R_{DS(on)}$		0.22 0.32	0.33 0.45	Ω Ω	$V_{GS}=10\text{V}, I_D=3\text{A}$ $V_{GS}=5\text{V}, I_D=1.5\text{A}$
Forward Transconductance (1)(2)	g_{fs}	700			mS	$V_{DS}=25\text{V}, I_D=3\text{A}$
Input Capacitance (2)	C_{iss}			350	pF	$V_{DS}=25\text{V}, V_{GS}=0\text{V}, f=1\text{MHz}$
Common Source Output Capacitance (2)	C_{oss}			140	pF	
Reverse Transfer Capacitance (2)	C_{rss}			30	pF	
Turn-On Delay Time (2)(3)	$t_{d(on)}$			8	ns	$V_{DD}\approx 25\text{V}, V_{GEN}=10\text{V}, I_D=3\text{A}$
Rise Time (2)(3)	t_r			25	ns	
Turn-Off Delay Time (2)(3)	$t_{d(off)}$			30	ns	
Fall Time (2)(3)	t_f			16	ns	

(1) Measured under pulsed conditions. Width=300 μs . Duty cycle $\leq 2\%$

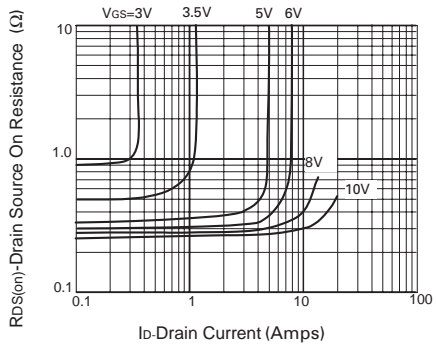
(2) Sample test.

(3) Switching times measured with 50 Ω source impedance and <5ns rise time on a pulse generator

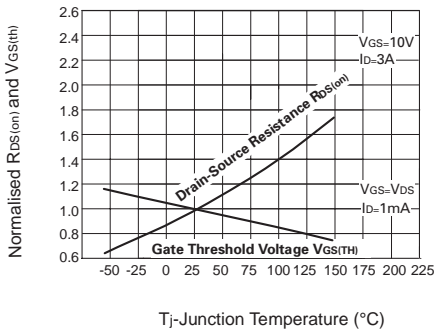
TYPICAL CHARACTERISTICS



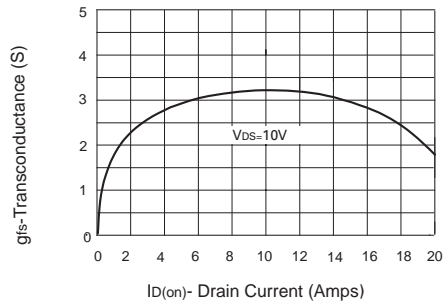
Saturation Characteristics



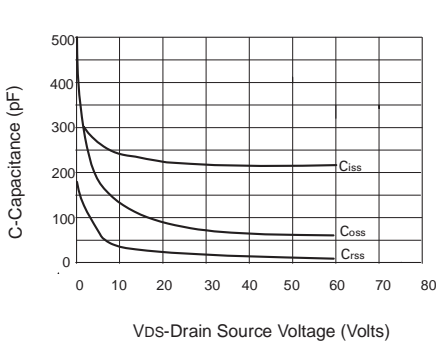
On-resistance v drain current



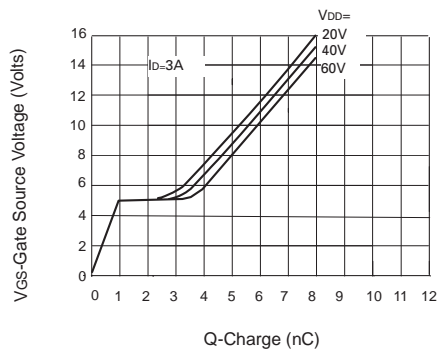
Normalised $R_{DS(on)}$ and $V_{GS(th)}$ v Temperature



Transconductance v drain current



Capacitance v drain-source voltage

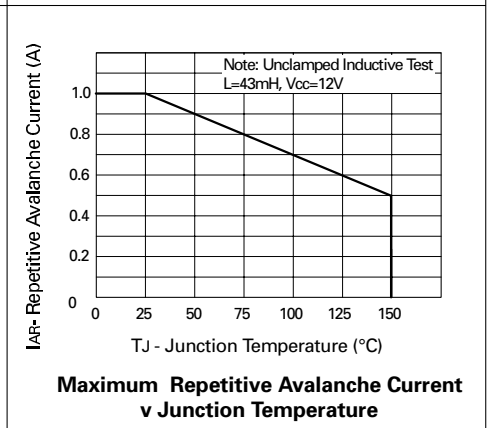
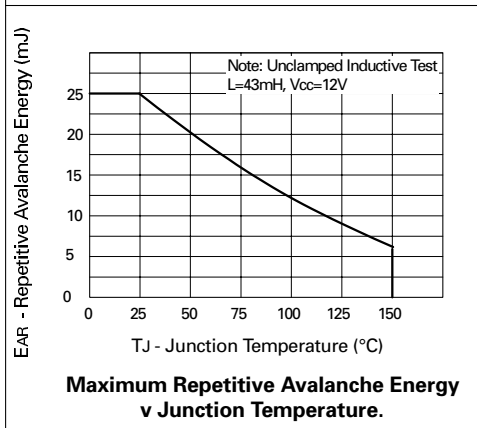
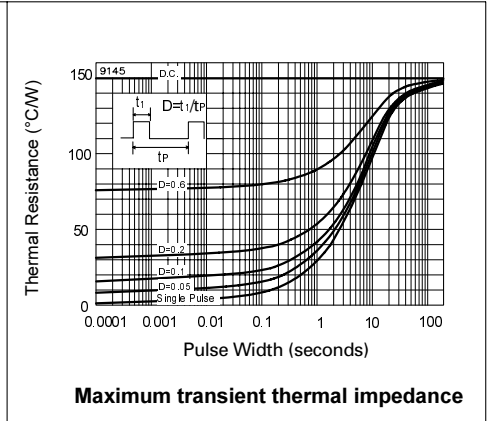
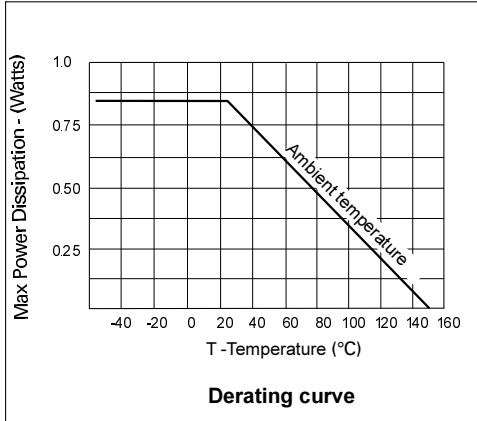


Gate charge v gate-source voltage

ZVN4306AV

THERMAL CHARACTERISTICS

PARAMETER	SYMBOL	MAX.	UNIT
Thermal Resistance: Junction to Ambient	$R_{th(j-amb)}$	150	$^{\circ}C/W$
Junction to Case	$R_{th(j-case)}$	50	$^{\circ}C/W$



ZETEX

Zetex plc.

Fields New Road, Chadderton, Oldham, OL9-8NP, United Kingdom.

Telephone: (44)161-627 5105 (Sales), (44)161-627 4963 (General Enquiries)

Fax: (44)161-627 5467

Zetex GmbH
Streitfeldstraße 19
D-81673 München
Germany
Telephone: (49) 89 45 49 49 0
Fax: (49) 89 45 49 49 49

Zetex Inc.
47 Mall Drive, Unit 4
Commack NY 11725
USA
Telephone: (516) 543-7100
Fax: (516) 864-7630

Zetex (Asia) Ltd.
3510 Metroplaza, Tower 2
Hing Fong Road,
Kwai Fong, Hong Kong
Telephone: (852) 24100 611
Fax: (852) 24250 494

These are supported by agents and distributors in major countries world-wide
© Zetex plc 1997
Internet:
<http://www.zetex.com>

This publication is issued to provide outline information only which (unless agreed by the Company in writing) may not be used, applied or reproduced for any purpose or form part of any order or contract or be regarded as a representation relating to the products or services concerned. The Company reserves the right to alter without notice the specification, design, price or conditions of supply of any product or service.