

Shock-Safe Fuseholder, 5 x 20 mm, Slot, Press, IEC 60335-1



250 VAC · 2.5 W / 10 A (VDE) 16 A (UL/CSA)

**Description**

- Meets the new requirements of IEC 60335-1 Ed. 4.0 for appliances in unattended use (clause 30.2.3). This includes the enhanced requirements of glow wire tests acc. to IEC 60695-2-11 to -13. Order numbers: xxxx.xxxx.15
- Press-fit mount, secured with potting compound on the rear side

Standards

- IEC 60127-6
- UL 4248-1 / UL 512
- CSA C22.2 no. 39

Approvals

- VDE License Number: 127216
- UL File Number: E39328

Applications

- Industrial electronic
- Household appliances
- Medical equipments


References

[General Product Information](#)

Weblinks

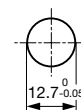
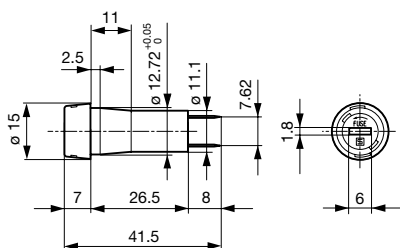
[Approvals](#), [RoHS](#), [CHINA-RoHS](#), [e-Store](#), [Distributor-Stock-Check](#), [Accessories](#), [Product Change Notification \(PCN\)](#)

Technical Data

Shocksafe Category	PC2
Fuse-Link	5 x 20 mm
Mounting	Panel Mount, Front-Side
Mounting	Press-Fit
Terminal	Solder or Quick-Connect 4.8 x 0.5 mm
Rated Voltage	250VAC
Rated Current	10 A (VDE), 16 A (UL/CSA)
Rated Power Acceptance IEC	2.5 W / 10 A @ Ta 23 °C Admissible power acceptance at higher ambient temperature see derating curves
Degree of Protection	IP 40
Protection Class	Suitable for appliances with protection class 1 or 2 acc. to IEC 61140
Admissible Ambient Air Temp.	-40 °C to 85 °C
Climatic Category	40/085/21 acc. to IEC 60068-1
Material: Socket	Thermoplastic, black, UL 94V-0
Material: Terminals	Tin-Plated Copper Alloy
Unit Weight (Socket/Cap)	5.3 g
Storage Conditions	0 °C to 60 °C, max. 70% r.h.
Product Marking	 Type, Voltage, Power Acc./Current Rating, Approvals

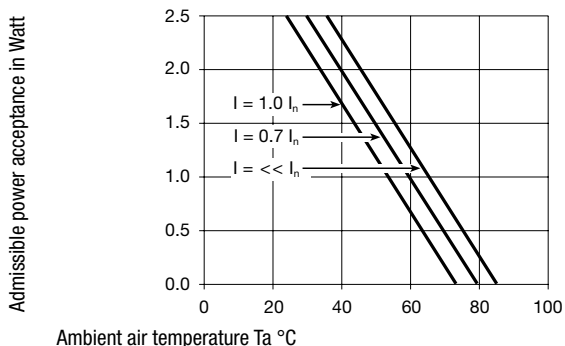
Soldering Methods	Iron
Solderability	350 °C / 2 sec acc. to IEC 60068-2-20, Test Ta, method 2
Resistance to Soldering Heat	350 °C / 10 sec acc. to IEC 60068-2-20, Test Tb, method 2
Contact Resistance	< 5 mΩ at 20 mV
Dielectric Strength	> 3 kV between L-N > 4 kV between L/N-PE (50 Hz; 1 min)
Impulse Withstand Voltage	> 2.5 kV between L-N > 6 kV between L/N-PE
Insulation Resistance	> 10 MΩ between L-N > 100 MΩ between L/N-PE (500 VDC; 1 min)
Overvoltage Category	I - II acc. to IEC 60664-1
Pollution Degree	1 - 3 acc. to IEC 60664-1
Resistance to Vibration	acc. to IEC 60068-2-6, test Fc
Panel Thickness s	max 2.5 mm

Abmessungen



Mounting holes

Derating Curves for Fuseholders



Variants

Holder	Cap	Terminal	Degree of Protection	Material	Remark	Order Number
●	Slot Knob	Solder	IP 40	Thermoplastic	-	3101.0060
●	Slot Knob	Solder	IP 40	Spec. Thermoplastic 1	Approvals pending	3101.0060.15
●	Slot Knob	Quick-Connect 4.8 x 0.5 mm	IP 40	Thermoplastic	-	3101.0260
●	Slot Knob	Quick-Connect 4.8 x 0.5 mm	IP 40	Spec. Thermoplastic 1	Approvals pending	3101.0260.15
●	Slot Knob	Solder	IP 67	Thermoplastic	-	3101.0160
●	Slot Knob	Solder	IP 67	Spec. Thermoplastic 1	Approvals pending	3101.0160.15

Spec. thermoplastic meet the new requirements of IEC 60335-1 Ed. 4.0 for appliances in unattended use (clause 30.2.3). This includes the enhanced requirements of glow wire tests acc. to IEC 60695-2-11 to -13.

White and grey colours available on request

Packaging Unit

Bulk 186 x 91 x 91 mm (100 pcs.)