REFER.

DO NOT SCALE DRAWING IF IN DOUBT ASK!

No.	CHANGES

DIMENSIONS

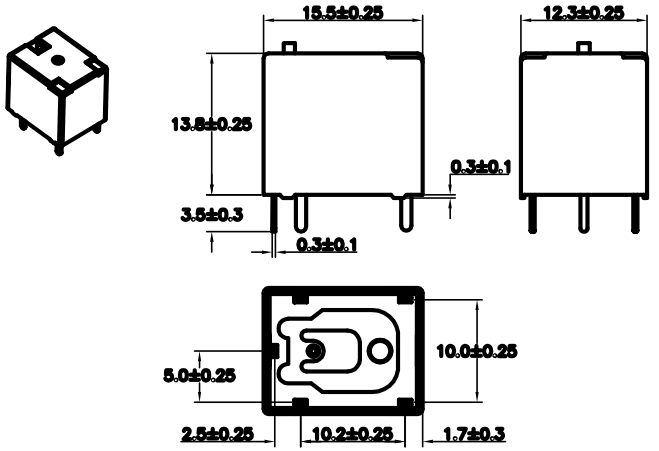

P.C. HOLE LAYOUT

(COPPER SIDE)

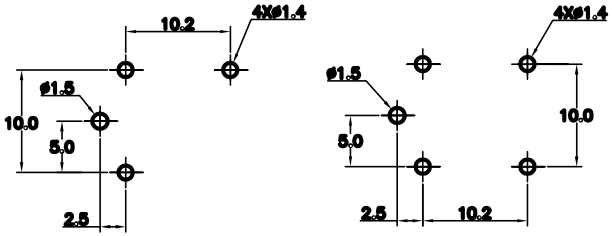

1 FORM A 1 FORM C

CIRCUIT DIAGRAM

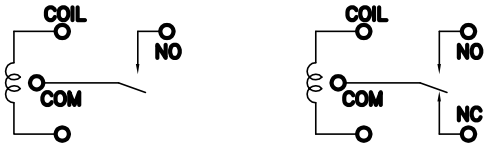

1 FORM A 1 FORM C

SPECIFICATION

CONTACT ARRANGEMENT	:	1 FORM A, 1 FORM C
CONTACT MATERIAL	:	SILVER ALLOY
CONTACT RATING (RESISTIVE)	:	20A @14V DC FOR FORM 1A
	:	20A @14V DC (NO), 10A @14V DC (NC) FOR FORM 1C
OPERATING LIFE–MECHANICAL	:	1×10^6 OPERATIONS MIN.
–ELECTRICAL (AT RATED LOAD)	:	10^5 OPERATIONS MIN.
CONTACT VOLTAGE DROP BETWEEN TERMINALS (INITIAL)	:	50 mV MAX. @ 10A
OPERATE TIME (AT NOMINAL VOLTAGE)	:	10mSEC. MAX.
RELEASE TIME (AT NOMINAL VOLTAGE)	:	10mSEC. MAX.
SHOCK RESISTANCE	:	100 m/S^2 (10G)
VIBRATION RESISTANCE	:	10Hz TO 100Hz MIN. 44.1 m/S^2 (4.5G)
COIL POWER	:	640mV
INSULATION RESISTANCE	:	100 M OHMS MIN. AT 500V DC
DIELECTRIC STRENGTH		
BETWEEN CONTACTS	:	500V RMS FOR 1 MIN.
BETWEEN CONTACT&COIL	:	500V RMS FOR 1 MIN.
AMBIENT TEMPERATURE	:	–40°C TO +85°C
WEIGHT	:	5 GMS APPROX.
TYPE OF MOUNTING	:	P.C.B MOUNTING

COIL DATA AT 20°C:–

CONTACT ARRANGEMENT	RATED VOLTAGE	COIL RESISTANCE OHMS ±10%	PICK–UP VOLTAGE V DC (INITIAL)	DROP–OUT VOLTAGE V DC (INITIAL)
1 FORM A	12	225	8.0 MAX.	1.0 MIN.
1 FORM C	12	225	8.0 MAX.	1.0 MIN.

PRODUCT CODING

41– XX – XX X – X – XXX

- PRODUCT SERIES
- COIL VOLTAGE 12–12V
- CONTACT ARRANGEMENT 1A–1 FORM A, 1C–1 FORM C
- SPECIALITY, IF ANY
- CONTACT MATERIAL 3– SILVER NICKEL ALLOY, 4– SILVER TIN ALLOY
- E–SEALED, BLANK–UNSEALED

ALL DIMENSIONS ARE GIVEN IN MM

TOLERANCE UNLESS OTHERWISE SPECIFIED
0.X DECIMALS ±0.25
0.XXDECIMALS
0.XXXDECIMALS
ANGLES

MATERIAL (COMMERCIAL TOLERANCE UNLESS OTHERWISE SPECIFIED)

O/E/M India Limited
COCHIN

NAME	SPECIFICATION		
FINISH	—		
DRAWN	CHECKED	APPD	SCALE
20/05/02			--

DRG. No. 41–4000–100

RELEASED ISSUE NO.				
0				