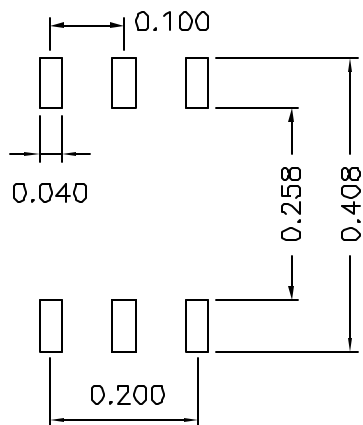
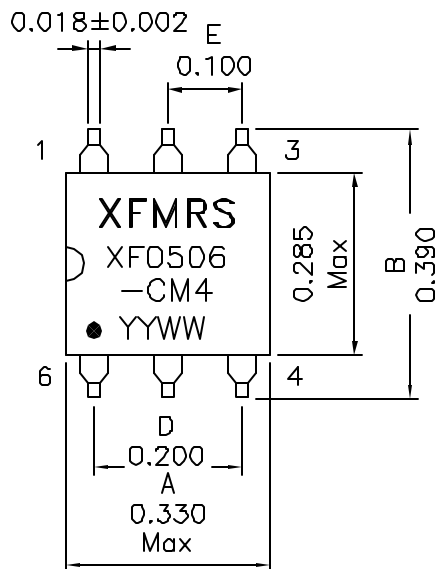
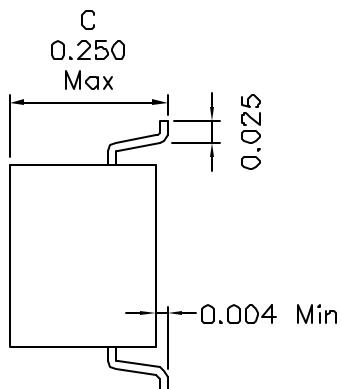


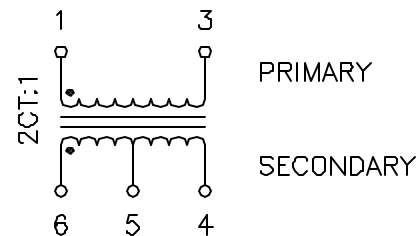
1. Mechanical Dimensions:



(SUGGESTED PAD LAYOUT)



2. Schematic:



3. Electrical Specifications: @25°C

- ISOLATION: 1500Vac
- URNS RATIO: Pins (6-5-4):(1-3)=2CT:1±2%
- PRI OCL: 50uH Min @100KHz 50mV
- Bandwidth: 0.100-500MHz 3dB Typ.
0.150-390MHz 2dB Typ.
0.300-220MHz 1dB Typ.
- Insertion Loss: 0.45dB Typ. @Midband
- Return Loss: 20dB Min @5-65MHz
- Impedance: 75 Ohms

Notes:

1. Solderability: Leads shall meet MIL-STD-202G, Method 208H for solderability.
2. Flammability: UL94V-0
3. ASTM oxygen Index: > 28%
4. Insulation System: Class F 155°C. UL file E151556
5. Operating Temperature Range: All listed parameters are to be within tolerance from -40°C to +85°C
6. Storage Temperature Range: -55°C to +125°C
7. Aqueous wash compatible
8. SMD Lead Coplanarity: ±0.004"(0.102mm)
9. Electrical and mechanical specifications 100% tested
10. RoHS Compliant Component

DOC REV: A/4

XFMRS Inc www.XFMRS.com	Title: TRANSFORMERS		
	UNLESS OTHERWISE SPECIFIED TOLERANCES:		
.xxx ±0.010 Dimensions in INCH	P/N: XF0506-CM4	REV. A	
	DWN.	Juan Mao	Jul-05-06
SHEET 1 OF 1	CHK.	YK Liao	Jul-05-06
	APP.	BW	Jul-05-06

PROPRIETARY

Document is the property of XFMRS Group & is not allowed to be duplicated without authorization.