

**PLEASE CHECK WWW.MOLEX.COM FOR LATEST PART INFORMATION**

**Part Number:** [0026603110](#)  
**Status:** **Active**  
**Description:** 3.96mm (.156") Pitch KK® Solid Header, Right Angle, without Peg, 11 Circuits, Tin (Sn) Plating

**Documents:**

[3D Model](#) [Product Specification PS-08-50 \(PDF\)](#)  
[Drawing \(PDF\)](#) [RoHS Certificate of Compliance \(PDF\)](#)  
[Packaging Specification \(PDF\)](#)

**Agency Certification**

CSA LR19980  
 UL E29179

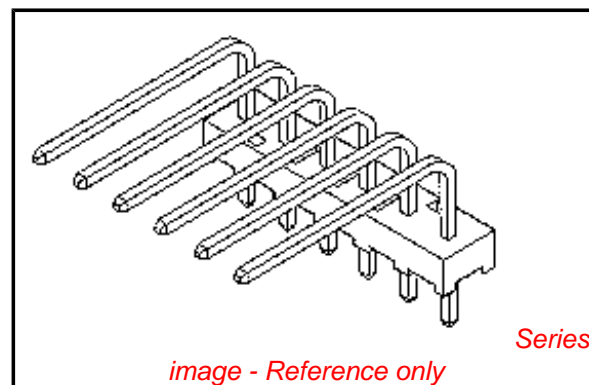
**General**

Product Family PCB Headers  
 Series [41772](#)  
 Application Board-to-Board, Wire-to-Board  
 Product Name KK®

**Physical**

Breakaway No  
 Circuits (Loaded) 11  
 Circuits (maximum) 11  
 Color - Resin Natural  
 Durability (mating cycles max) 25  
 Flammability 94V-0  
 Glow-Wire Compliant No  
 Lock to Mating Part None  
 Material - Metal Brass  
 Material - Plating Mating Tin  
 Material - Plating Termination Tin  
 Material - Resin Polyester  
 Number of Rows 1  
 Orientation Right Angle  
 PC Tail Length (in) 0.140 In  
 PC Tail Length (mm) 3.56 mm  
 PCB Locator No  
 PCB Retention None  
 PCB Thickness Recommended (in) 0.062 In  
 PCB Thickness Recommended (mm) 1.60 mm  
 Packaging Type Bag  
 Pitch - Mating Interface (in) 0.156 In  
 Pitch - Mating Interface (mm) 3.96 mm  
 Plating min: Mating (µin) 200  
 Plating min: Mating (µm) 5  
 Plating min: Termination (µin) 200  
 Plating min: Termination (µm) 5  
 Polarized to Mating Part Yes  
 Polarized to PCB No  
 Shrouded Partial  
 Stackable Yes  
 Temperature Range - Operating 0°C to +75°C  
 Termination Interface: Style Through Hole

**Electrical**



**EU RoHS**

**ELV and RoHS Compliant**  
**REACH SVHC Contains SVHC: No**  
**Halogen-Free Status**  
**Not Reviewed**

**China RoHS**



**Need more information on product environmental compliance?**

Email [productcompliance@molex.com](mailto:productcompliance@molex.com)  
 For a multiple part number RoHS Certificate of Compliance, [click here](#)

Please visit the [Contact Us](#) section for any non-product compliance questions.

**Search Parts in this Series**

[41772Series](#)

**Mates With**

[3069](#) , [2139](#) , [2145](#) , [6442](#) , [7674](#) , [7675](#) , [41695](#) , L ink:[41815](#)

Current - Maximum per Contact	7A
Voltage - Maximum	250V

**Solder Process Data**

Duration at Max. Process Temperature (seconds)	5
Lead-free Process Capability	Wave Capable (TH only)
Max. Cycles at Max. Process Temperature	1
Process Temperature max. C	235

**Material Info**

Old Part Number	41772-0011
-----------------	------------

**Reference - Drawing Numbers**

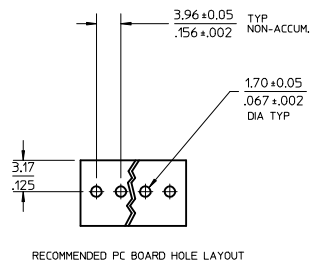
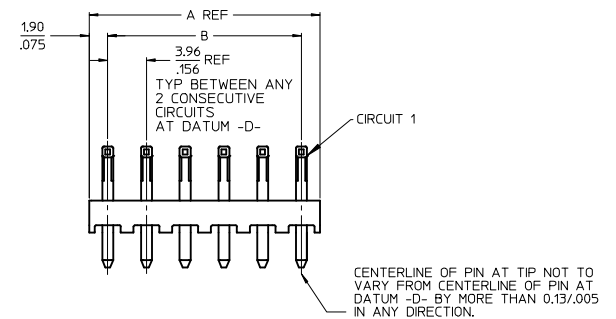
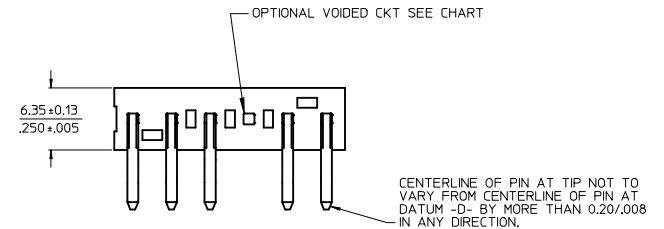
Product Specification	PS-08-50
Sales Drawing	SDA-41772

This document was generated on 04/20/2010

**PLEASE CHECK [WWW.MOLEX.COM](http://WWW.MOLEX.COM) FOR LATEST PART INFORMATION**

CKT	DIM. A	DIM. B
2	7.77 .306	3.96±0.05 .156±.002
3	11.73 .462	7.92±0.08 .312±.003
4	15.70 .618	11.89±0.08 .468±.003
5	19.66 .774	15.85±0.10 .624±.004
6	23.62 .930	19.81±0.10 .780±.004
7	27.58 1.086	23.77±0.10 .936±.004
8	31.55 1.242	27.74±0.13 1.092±.005
9	35.51 1.398	31.70±0.15 1.248±.005
10	39.47 1.554	35.66±0.13 1.404±.005
11	43.43 1.710	39.62±0.15 1.560±.006
12	47.40 1.866	43.59±0.15 1.716±.006
13	51.36 2.022	47.55±0.15 1.872±.006
14	55.32 2.178	51.51±0.18 2.028±.007
15	59.28 2.334	55.47±0.18 2.184±.007
16	63.25 2.490	59.44±0.18 2.340±.007
17	67.21 2.646	63.40±0.20 2.496±.008
18	71.17 2.802	67.36±0.20 2.652±.008

- NOTES:
- MATERIAL: HEADER-GLASS FILLED POLYESTER, 94V-0, MOLDED NATURAL (WHITE).
  - FINISH: (102) OVERALL TIN: 0.00508/.000200 MIN OVER 0.00254/.000100 MIN COPPER.  
(154) OVERALL TIN: 0.00254/.000100 MIN OVER 0.00127/.000050 MIN NICKEL,  
\*(208) SELECT GOLD: 0.00038/.000015 MIN, SELECT TIN: 0.00254/.000100 MIN,  
OVERALL NICKEL UNDERPLATE: 0.00127/.000050 MIN.  
\*(228) SELECT GOLD: 0.00076/.000030 MIN, SELECT TIN: 0.00254/.000100 MIN,  
OVERALL NICKEL UNDERPLATE: 0.00127/.000050 MIN.  
(501) OVERALL GOLD: 0.00051/.000020 MIN OVER 0.00076/.000030 MIN NICKEL.  
(503) OVERALL GOLD: 0.00076/.000030 MIN OVER 0.00127/.000050 MIN NICKEL.
  - \*THE PRIMARY SHIPPING CARTON WILL BE LABELED "COMPLIANT TO RoHS DIRECTIVE 2002/95/EC AND ELV ANNEX II OF DIRECTIVE 2000/53/EC". CARTONS WITHOUT THIS LABEL MAY CONTAIN PRODUCT WITH TIN-LEAD PLATING.
  - PRODUCT SPECIFICATION AND PROCESS PARAMETERS: SEE PS-08-50.
  - PACKAGING: SEE CHART
  - SOLDERABILITY: PER SMES-152.
  - PIN PUSH-OUT FORCE: PRIOR TO SOLDERING, A 3 LB. MINIMUM FORCE (IN EITHER DIRECTION)
  - PARTS ARE STACKABLE END TO END ON 3.96/.156 CENTERS.
  - THIS PART CONFORMS TO CLASS B REQUIREMENTS OF COSMETIC SPECIFICATION PS-45499-002.



2-x	L6
1	L6
SHEET	REV

ADD 41772-0663  
 EC NO: UCP2010-0165  
 DRAWN:MKLIPPER 2009/08/10  
 CHKD:JBELL 2009/08/11  
 APPR:FSMITH 2009/08/14

QUALITY SYMBOLS  
 ▽=0  
 ▽=0

	GENERAL TOLERANCES (UNLESS SPECIFIED)	
	mm	INCH
4 PLACES	± ---	± ---
3 PLACES	± ---	± .010
2 PLACES	± 0.25	± .015
1 PLACE	± 0.38	± ---
ANGULAR		± 1/2°

DRAFT WHERE APPLICABLE  
 MUST REMAIN WITHIN DIMENSIONS

DIMENSION STYLE	
MM/IN	SCALE
DRAWN BY	DATE
SCHAFFER	11-19-03
CHECKED BY	DATE
SAMIEC	11-21-03
APPROVED BY	DATE
MARGULIS	11-25-03
MATERIAL NO.	DOCUMENT NO.
SEE CHART	SDA-41772

THIRD ANGLE PROJECTION

KK 156 HEADER ASSEMBLY  
 FLAT RIGHT ANGLE  
 SOLID BODY W/O PEGS

**molex** MOLEX INCORPORATED

SHEET NO. 1 OF \*

THIS DRAWING CONTAINS INFORMATION THAT IS PROPRIETARY TO MOLEX INCORPORATED AND SHOULD NOT BE USED WITHOUT WRITTEN PERMISSION

OPTIONS	Group	A-41772-0002/0018	Group	A-41772-0463/0479	Group	A-41772-0480/0496	Group	A-41772-0036/0052
	Header No:	41770-0002/0018	Header No:	41770-0002/0018	Header No:	41770-0002/0018	Header No:	41770-0002/0018
	Pin No:	2161-16(102)	Pin No:	43294-0470	Pin No:	43294-0471	Pin No:	2161-52(102)
	Plating:	102 – TIN	Plating:	208 - 15 GOLD	Plating:	228 - 30 GOLD	Plating:	102 – TIN
	Pin Length L	25.40 / 1.000	Pin Length L	25.40 / 1.000	Pin Length L	25.40 / 1.000	Pin Length L	27.00 / 1.063
	Mating M	14.86 / .585	Mating M	14.86 / .585	Mating M	14.86 / .585	Mating M	16.51 / .650
	Gold Loc G	N/A	Gold Loc G	7.11/ .280	Gold Loc G	7.11/ .280	Gold Loc G	N/A
	Height Y	4.95 / .195	Height Y	4.95 / .195	Height Y	4.95 / .195	Height Y	4.95 / .195
	PC Tail P	3.56 / .140	PC Tail P	3.56 / .140	PC Tail P	3.56 / .140	PC Tail P	3.51 / .138
	Tin Loc T	OVERALL	Tin Loc T	4.06/ .160	Tin Loc T	4.06/ .160	Tin Loc T	OVERALL
	Voided Ckts	NONE	Voided Ckts	NONE	Voided Ckts	NONE	Voided Ckts	NONE
	Pack Per	PK-41772-002	Pack Per	PK-41772-002	Pack Per	PK-41772-002	Pack Per	PK-41772-002
Ckts	Material No	Engineer Number	Material No	Engineer Number	Material No	Engineer Number	Material No	Engineer Number
2	26-60-3020	A-41772-0002	41772-0463	A-41772-0463	41772-0480	A-41772-0480	26-60-3021	A-41772-0036
3	26-60-3030	A-41772-0003	41772-0464	A-41772-0464	41772-0481	A-41772-0481	26-60-3031	A-41772-0037
4	26-60-3040	A-41772-0004	41772-0465	A-41772-0465	41772-0482	A-41772-0482	26-60-3041	A-41772-0038
5	26-60-3050	A-41772-0005	41772-0466	A-41772-0466	41772-0483	A-41772-0483	26-60-3051	A-41772-0039
6	26-60-3060	A-41772-0006	41772-0467	A-41772-0467	41772-0484	A-41772-0484	26-60-3061	A-41772-0040
7	26-60-3070	A-41772-0007	41772-0468	A-41772-0468	41772-0485	A-41772-0485	26-60-3071	A-41772-0041
8	26-60-3080	A-41772-0008	41772-0469	A-41772-0469	41772-0486	A-41772-0486	26-60-3081	A-41772-0042
9	26-60-3090	A-41772-0009	41772-0470	A-41772-0470	41772-0487	A-41772-0487	26-60-3091	A-41772-0043
10	26-60-3100	A-41772-0010	41772-0471	A-41772-0471	41772-0488	A-41772-0488	26-60-3101	A-41772-0044
11	26-60-3110	A-41772-0011	41772-0472	A-41772-0472	41772-0489	A-41772-0489	26-60-3111	A-41772-0045
12	26-60-3120	A-41772-0012	41772-0473	A-41772-0473	41772-0490	A-41772-0490	26-60-3121	A-41772-0046
13	26-60-3130	A-41772-0013	41772-0474	A-41772-0474	41772-0491	A-41772-0491	26-60-3131	A-41772-0047
14	26-60-3140	A-41772-0014	41772-0475	A-41772-0475	41772-0492	A-41772-0492	26-60-3141	A-41772-0048
15	26-60-3150	A-41772-0015	41772-0476	A-41772-0476	41772-0493	A-41772-0493	26-60-3151	A-41772-0049
16	26-60-3160	A-41772-0016	41772-0477	A-41772-0477	41772-0494	A-41772-0494	26-60-3161	A-41772-0050
17	26-60-3170	A-41772-0017	41772-0478	A-41772-0478	41772-0495	A-41772-0495	26-60-3171	A-41772-0051
18	26-60-3180	A-41772-0018	41772-0479	A-41772-0479	41772-0496	A-41772-0496	26-60-3181	A-41772-0052

REV:	<u>ECR/ECN INFORMATION:</u>	<u>TITLE:</u>	<u>SHEET No.</u>
<b>L6</b>	EC No.: <b>UCP2010-0165</b>	<b>KK 156 HEADER ASSEMBLY FLAT RIGHT ANGLE SOLID BODY W/O PEGS</b>	<b>- 2 -</b>
	DATE: <b>8/24/2009</b>		
<u>DOCUMENT NUMBER:</u>	<u>CREATED / REVISED BY:</u>	<u>CHECKED BY:</u>	<u>APPROVED BY:</u>
<b>SDA- 41772</b>	<b>MKIPPER</b>	<b>JBELL</b>	<b>FSMITH</b>

OPTIONS	Group	A-41772-0497/0513	Group	A-41772-0514/0530	Group	A-41772-0019/0035	Group	A-41772-0070/0086
	Header No:	41770-0002/0018	Header No:	41770-0002/0018	Header No:	41770-0002/0018	Header No:	41770-0002/0018
	Pin No:	43294-0524	Pin No:	43294-0525	Pin No:	2161-16(501)	Pin No:	2161-21(102)
	Plating:	208 – 15 GOLD	Plating:	228 – 30 GOLD	Plating:	501 – GOLD	Plating:	102-TIN
	Pin Length L	26.92/ 1.060	Pin Length L	26.92/ 1.060	Pin Length L	25.40/ 1.000	Pin Length L	28.58 / 1.125
	Mating M	16.51 / .650	Mating M	16.51 / .650	Mating M	14.86 / .585	Mating M	17.60/ .693
	Gold Loc G	8.77/ .345	Gold Loc G	8.77/ .345	Gold Loc G	OVERALL	Gold Loc G	N/A
	Height Y	4.95 / .195	Height Y	4.95 / .195	Height Y	4.95 / .195	Height Y	4.98/ .196
	PC Tail P	3.43 / .135	PC Tail P	3.43 / .135	PC Tail P	3.56 / .140	PC Tail P	3.96/ .156
	Tin Loc T	5.08/ .200	Tin Loc T	5.08/ .200	Tin Loc T	N/A	Tin Loc T	OVERALL
	Voided Ckts	NONE	Voided Ckts	NONE	Voided Ckts	NONE	Voided Ckts	NONE
	Pack Per	PK-41772-002	Pack Per	PK-41772-002	Pack Per	PK-41772-002	Pack Per	PK-41772-002
	Ckts	Material No	Engineer Number	Material No	Engineer Number	Material No	Engineer Number	Material No
2	41772-0497	A-41772-0497	41772-0514	A-41772-0514	26-61-3020	A-41772-0019	26-60-3026	A-41772-0070
3	41772-0498	A-41772-0498	41772-0515	A-41772-0515	26-61-3030	A-41772-0020	26-60-3036	A-41772-0071
4	41772-0499	A-41772-0499	41772-0516	A-41772-0516	26-61-3040	A-41772-0021	26-60-3046	A-41772-0072
5	41772-0500	A-41772-0500	41772-0517	A-41772-0517	26-61-3050	A-41772-0022	26-60-3056	A-41772-0073
6	41772-0501	A-41772-0501	41772-0518	A-41772-0518	26-61-3060	A-41772-0023	26-60-3066	A-41772-0074
7	41772-0502	A-41772-0502	41772-0519	A-41772-0519	26-61-3070	A-41772-0024	26-60-3076	A-41772-0075
8	41772-0503	A-41772-0503	41772-0520	A-41772-0520	26-61-3080	A-41772-0025	26-60-3086	A-41772-0076
9	41772-0504	A-41772-0504	41772-0521	A-41772-0521	26-61-3090	A-41772-0026	26-60-3096	A-41772-0077
10	41772-0505	A-41772-0505	41772-0522	A-41772-0522	26-61-3100	A-41772-0027	26-60-3106	A-41772-0078
11	41772-0506	A-41772-0506	41772-0523	A-41772-0523	26-61-3110	A-41772-0028	26-60-3116	A-41772-0079
12	41772-0507	A-41772-0507	41772-0524	A-41772-0524	26-61-3120	A-41772-0029	26-60-3126	A-41772-0080
13	41772-0508	A-41772-0508	41772-0525	A-41772-0525	26-61-3130	A-41772-0030	26-60-3136	A-41772-0081
14	41772-0509	A-41772-0509	41772-0526	A-41772-0526	26-61-3140	A-41772-0031	26-60-3146	A-41772-0082
15	41772-0510	A-41772-0510	41772-0527	A-41772-0527	26-61-3150	A-41772-0032	26-60-3156	A-41772-0083
16	41772-0511	A-41772-0511	41772-0528	A-41772-0528	26-61-3160	A-41772-0033	26-60-3166	A-41772-0084
17	41772-0512	A-41772-0512	41772-0529	A-41772-0529	26-61-3170	A-41772-0034	26-60-3176	A-41772-0085
18	41772-0513	A-41772-0513	41772-0530	A-41772-0530	26-61-3180	A-41772-0035	26-60-3186	A-41772-0086

REV:	<u>ECR/ECN INFORMATION:</u>	<u>TITLE:</u>	<u>SHEET No.</u>
<b>L6</b>	EC No.: <b>UCP2010-0165</b>	<b>KK 156 HEADER ASSEMBLY FLAT RIGHT ANGLE SOLID BODY W/O PEGS</b>	<b>- 3 -</b>
	DATE: <b>8/24/2009</b>		
<u>DOCUMENT NUMBER:</u>	<u>CREATED / REVISED BY:</u>	<u>CHECKED BY:</u>	<u>APPROVED BY:</u>
<b>SDA- 41772</b>	<b>MKIPPER</b>	<b>JBELL</b>	<b>FSMITH</b>

OPTIONS	Group	A-41772-0155/0171	Group		Group		Group	A-41772-0206/0222
	Header No:	41770-0002/0018	Header No:		Header No:		Header No:	41770-0002/0018
	Pin No:	2161-16(102)	Pin No:		Pin No:		Pin No:	2161-19(102)
	Plating:	102-TIN	Plating:		Plating:		Plating:	102-TIN
	Pin Length L	25.40/ 1.000	Pin Length L		Pin Length L		Pin Length L	26.13/ 1.032
	Mating M	14.86/ .585	Mating M		Mating M		Mating M	14.86/ .585
	Gold Loc G	N/A	Gold Loc G		Gold Loc G		Gold Loc G	N/A
	Height Y	4.95/ .195	Height Y		Height Y		Height Y	4.95/ .195
	PC Tail P	3.56/ .140	PC Tail P		PC Tail P		PC Tail P	4.37/ .172
	Tin Loc T	OVERALL	Tin Loc T		Tin Loc T		Tin Loc T	OVERALL
	Voided Ckts	CKT 2	Voided Ckts		Voided Ckts		Voided Ckts	NONE
	Pack Per	PK-41772-002	Pack Per		Pack Per		Pack Per	PK-41772-002
Ckts	Material No	Engineer Number	Material No	Engineer Number	Material No	Engineer Number	Material No	Engineer Number
2	26-62-3024	A-41772-0155						A-41772-0206
3	26-62-3034	A-41772-0156						A-41772-0207
4	26-62-3044	A-41772-0157						A-41772-0208
5	26-62-3054	A-41772-0158						A-41772-0209
6	26-62-3064	A-41772-0159						A-41772-0210
7	26-62-3074	A-41772-0160						A-41772-0211
8	26-62-3084	A-41772-0161					26-60-3082	A-41772-0212
9	26-62-3094	A-41772-0162						A-41772-0213
10	26-62-3104	A-41772-0163						A-41772-0214
11	26-62-3114	A-41772-0164						A-41772-0215
12	26-62-3124	A-41772-0165					26-60-3122	A-41772-0216
13	26-62-3134	A-41772-0166						A-41772-0217
14	26-62-3144	A-41772-0167					26-60-3142	A-41772-0218
15	26-62-3154	A-41772-0168						A-41772-0219
16	26-62-3164	A-41772-0169						A-41772-0220
17	26-62-3174	A-41772-0170						A-41772-0221
18	26-62-3184	A-41772-0171						A-41772-0222

REV: <b>L6</b>	ECR/ECN INFORMATION: EC No.: <b>UCP2010-0165</b> DATE: <b>8/24/2009</b>	TITLE: <b>KK 156 HEADER ASSEMBLY FLAT RIGHT ANGLE SOLID BODY W/O PEGS</b>	SHEET No. <b>- 4 -</b>
DOCUMENT NUMBER: <b>SDA- 41772</b>	CREATED / REVISED BY: <b>MKIPPER</b>	CHECKED BY: <b>JBELL</b>	APPROVED BY: <b>FSMITH</b>

OPTIONS	Group	A-41772-0291/0307	Group	A-41772-0308/ 0324	Group	A-41772-0325/0340	Group	A-41772-0341/0352
	Header No:	41770-0002/0018	Header No:	41770-0002/0018	Header No:	41770-0003/0018	Header No:	41770-0007/0018
	Pin No:	2161-62(102)	Pin No:	2161-75(102)	Pin No:	2161-16(102)	Pin No:	2161-16(102)
	Plating:	102-TIN	Plating:	102-TIN	Plating:	102-TIN	Plating:	102-TIN
	Pin Length L	24.89/ .980	Pin Length L	16.94/ .667	Pin Length L	25.40/ 1.000	Pin Length L	25.40/ 1.000
	Mating M	13.54/ .533	Mating M	5.87/ .231	Mating M	14.86/ .585	Mating M	14.86/ .585
	Gold Loc G	N/A	Gold Loc G	N/A	Gold Loc G	N/A	Gold Loc G	N/A
	Height Y	4.93/ .194	Height Y	4.90/ .193	Height Y	4.95/ .195	Height Y	4.95/ .195
	PC Tail P	3.86/ .152	PC Tail P	3.61/ .142	PC Tail P	3.56/ .140	PC Tail P	3.56/ .140
	Tin Loc T	OVERALL	Tin Loc T	OVERALL	Tin Loc T	OVERALL	Tin Loc T	OVERALL
	<b>PIN BEND R.</b>	<b>.045 R</b>	<b>PIN BEND R.</b>	<b>.045 R</b>	Voided Ckts	CKT 3	Voided Ckts	CKT 7
	Pack Per	PK-41772-002	Pack Per	PK-41772-001	Pack Per	PK-41772-002	Pack Per	PK-41772-002
Ckts	Material No	Engineer Number	Material No	Engineer Number	Material No	Engineer Number	Material No	Engineer Number
2		A-41772-0291	26-60-3028	A-41772-0308				
3		A-41772-0292	26-60-3038	A-41772-0309		A-41772-0325		
4	26-60-3047	A-41772-0293	26-60-3048	A-41772-0310		A-41772-0326		
5	26-60-3057	A-41772-0294	26-60-3058	A-41772-0311		A-41772-0327		
6	26-60-3067	A-41772-0295	26-60-3068	A-41772-0312	26-62-3061	A-41772-0328		
7	26-60-3077	A-41772-0296	26-60-3078	A-41772-0313		A-41772-0329		A-41772-0341
8		A-41772-0297	26-60-3088	A-41772-0314	26-62-3081	A-41772-0330	26-62-3082	A-41772-0342
9	26-60-3097	A-41772-0298	26-60-3098	A-41772-0315		A-41772-0331		A-41772-0343
10		A-41772-0299	26-60-3108	A-41772-0316		A-41772-0332		A-41772-0344
11		A-41772-0300	26-60-3118	A-41772-0317		A-41772-0333		A-41772-0345
12	26-60-3127	A-41772-0301	26-60-3128	A-41772-0318		A-41772-0334		A-41772-0346
13		A-41772-0302	26-60-3138	A-41772-0319		A-41772-0335		A-41772-0347
14		A-41772-0303	26-60-3148	A-41772-0320		A-41772-0336		A-41772-0348
15		A-41772-0304	26-60-3158	A-41772-0321		A-41772-0337	26-62-3152	A-41772-0349
16		A-41772-0305	26-60-3168	A-41772-0322		A-41772-0338		A-41772-0350
17		A-41772-0306	26-60-3178	A-41772-0323		A-41772-0339		A-41772-0351
18		A-41772-0307	26-60-3188	A-41772-0324		A-41772-0340		A-41772-0352

REV: <b>L6</b>	ECR/ECN INFORMATION: EC No.: <b>UCP2010-0165</b> DATE: <b>8/24/2009</b>	TITLE: <b>KK 156 HEADER ASSEMBLY FLAT RIGHT ANGLE SOLID BODY W/O PEGS</b>	SHEET No. <b>- 5 -</b>
DOCUMENT NUMBER: <b>SDA- 41772</b>	CREATED / REVISED BY: <b>MKIPPER</b>	CHECKED BY: <b>JBELL</b>	APPROVED BY: <b>FSMITH</b>

OPTIONS	Group	A-41772-0353/0367	Group	A-41772-0378/0394	Group	A-41772-0412/0428	Group	A-41772-0429/0445
	Header No:	41770-0004/0018	Header No:	41770-0002/0018	Header No:	41770-0002/0018	Header No:	41770-0002/0018
	Pin No:	2161-16(102)	Pin No:	2161-56(102)	Pin No:	2161-63(102)	Pin No:	2161-67(102)
	Plating:	102-TIN	Plating:	102-TIN	Plating:	102-TIN	Plating:	102-TIN
	Pin Length L	25.40/ 1.000	Pin Length L	17.86/ .703	Pin Length L	24.38/ .960	Pin Length L	18.69/ .736
	Mating M	14.86/ .585	Mating M	5.94/ .234	Mating M	15.06/ .593	Mating M	10.48/ .413
	Gold Loc G	N/A	Gold Loc G	N/A	Gold Loc G	N/A	Gold Loc G	N/A
	Height Y	4.95/ .195	Height Y	4.90/ .193	Height Y	2.71/ .107	Height Y	2.71/ .107
	PC Tail P	3.56/ .140	PC Tail P	4.45/ .175	PC Tail P	4.06/ .160	PC Tail P	2.92/ .115
	Tin Loc T	OVERALL	Tin Loc T	OVERALL	Tin Loc T	OVERALL	Tin Loc T	OVERALL
	Voided Ckts	CKT 4	<b>PIN BEND R.</b>	<b>.045 R</b>	<b>PIN BEND R.</b>	<b>.045 R</b>	<b>PIN BEND R.</b>	<b>.045 R</b>
	Pack Per	PK-41772-002	Pack Per	PK-41772-001	Pack Per	PK-41772-001	Pack Per	PK-41772-001
Ckts	Material No	Engineer Number	Material No	Engineer Number	Material No	Engineer Number	Material No	Engineer Number
2			26-60-3029	A-41772-0378	27-60-3020	A-41772-0412		A-41772-0429
3			26-60-3039	A-41772-0379		A-41772-0413		A-41772-0430
4		A-41772-0353	26-60-3049	A-41772-0380		A-41772-0414		A-41772-0431
5		A-41772-0354	26-60-3059	A-41772-0381		A-41772-0415		A-41772-0432
6		A-41772-0355	26-60-3069	A-41772-0382		A-41772-0416	27-60-3061	A-41772-0433
7		A-41772-0356	26-60-3079	A-41772-0383	27-60-3070	A-41772-0417	27-60-3071	A-41772-0434
8	26-62-3083	A-41772-0357	26-60-3089	A-41772-0384		A-41772-0418		A-41772-0435
9		A-41772-0358	26-60-3099	A-41772-0385		A-41772-0419		A-41772-0436
10		A-41772-0359	26-60-3109	A-41772-0386		A-41772-0420		A-41772-0437
11		A-41772-0360	26-60-3119	A-41772-0387		A-41772-0421		A-41772-0438
12	26-62-3123	A-41772-0361	26-60-3129	A-41772-0388		A-41772-0422		A-41772-0439
13		A-41772-0362	26-60-3139	A-41772-0389		A-41772-0423		A-41772-0440
14		A-41772-0363	26-60-3149	A-41772-0390		A-41772-0424		A-41772-0441
15		A-41772-0364	26-60-3159	A-41772-0391		A-41772-0425		A-41772-0442
16		A-41772-0365	26-60-3169	A-41772-0392		A-41772-0426		A-41772-0443
17		A-41772-0366	26-60-3179	A-41772-0393		A-41772-0427		A-41772-0444
18		A-41772-0367	26-60-3189	A-41772-0394		A-41772-0428		A-41772-0445

REV: <b>L6</b>	ECR/ECN INFORMATION: EC No.: <b>UCP2010-0165</b> DATE: <b>8/24/2009</b>	TITLE: <b>KK 156 HEADER ASSEMBLY FLAT RIGHT ANGLE SOLID BODY W/O PEGS</b>	SHEET No. <b>- 6 -</b>
DOCUMENT NUMBER: <b>SDA- 41772</b>	CREATED / REVISED BY: <b>MKIPPER</b>	CHECKED BY: <b>JBELL</b>	APPROVED BY: <b>FSMITH</b>



OPTIONS	Group	A-41772-0446/0462	Group	A-41772-0548/0560	Group	A-41772-0561/0573	Group	A-41772-0605/0621
	Header No:	41770-0002/0018	Header No:	41770-0006/0018	Header No:	41770-0006/0018	Header No:	41770-0002/0018
	Pin No:	2161-21(501)	Pin No:	2161-16(102)	Pin No:	2161-52(102)	Pin No:	2161-64(503)
	Plating:	501-GOLD	Plating:	102-TIN	Plating:	102-TIN	Plating:	503-GOLD
	Pin Length L	28.57/1.125	Pin Length L	25.40/ 1.000	Pin Length L	27.00/ 1.063	Pin Length L	29.85 / 1.175
	Mating M	17.60/.693	Mating M	14.86/ .585	Mating M	16.51/ .650	Mating M	15.19 / .598
	Gold Loc G	OVERALL	Gold Loc G	N/A	Gold Loc G	N/A	Gold Loc G	OVERALL
	Height Y	4.95/ .195	Height Y	4.95/ .195	Height Y	4.95/ .195	Height Y	9.25 / .364
	PC Tail P	3.99/ .157	PC Tail P	3.56/ .140	PC Tail P	3.51/ .138	PC Tail P	3.38 / .133
	Tin Loc T	N/A	Tin Loc T	OVERALL	Tin Loc T	OVERALL	Tin Loc T	NA
	Voided Ckts	NONE	Voided Ckts	CKTS 2, 4, 6	Voided Ckts.	CKTS 2, 4, 6	Voided Ckts.	NONE
	Pack Per	PK-41772-002	Pack Per	PK-41772-002	Pack Per	PK-41772-002	Pack Per	PK-41772-002
Ckts	Material No	Engineer Number	Item No		Item No		Material No	Engineer Number
2	27-60-3022	A-41772-0446						41772-0605
3	27-60-3032	A-41772-0447					417720606	41772-0606
4	27-60-3042	A-41772-0448						41772-0607
5	27-60-3052	A-41772-0449						41772-0608
6	27-60-3062	A-41772-0450	41772-0548		41772-0561			41772-0609
7	27-60-3072	A-41772-0451	41772-0549		41772-0562			41772-0610
8	27-60-3082	A-41772-0452	41772-0550		41772-0563			41772-0611
9	27-60-3092	A-41772-0453	41772-0551		41772-0564			41772-0612
10	27-60-3102	A-41772-0454	41772-0552		41772-0565			41772-0613
11	27-60-3112	A-41772-0455	41772-0553		41772-0566			41772-0614
12	27-60-3122	A-41772-0456	41772-0554		41772-0567			41772-0615
13	27-60-3132	A-41772-0457	41772-0555		41772-0568			41772-0616
14	27-60-3142	A-41772-0458	41772-0556		41772-0569			41772-0617
15	27-60-3152	A-41772-0459	41772-0557		41772-0570			41772-0618
16	27-60-3162	A-41772-0460	41772-0558		41772-0571			41772-0619
17	27-60-3172	A-41772-0461	41772-0559		41772-0572			41772-0620
18	27-60-3182	A-41772-0462	41772-0560		41772-0573			41772-0621

REV:	ECR/ECN INFORMATION:	TITLE:	SHEET No.
<b>L6</b>	EC No.: <b>UCP2010-0165</b>	<b>KK 156 HEADER ASSEMBLY FLAT RIGHT ANGLE SOLID BODY W/O PEGS</b>	<b>- 7 -</b>
	DATE: <b>8/24/2009</b>		
DOCUMENT NUMBER:	CREATED / REVISED BY:	CHECKED BY:	APPROVED BY:
<b>SDA- 41772</b>	<b>MKIPPER</b>	<b>JBELL</b>	<b>FSMITH</b>

OPTIONS	Group	41772-0622/0631	Group	41772-0632/0647	Group	41772-0648/0657	Group	41772-0663
	Header No:	41770-0009/0018	Header No:	41770-0003/0018	Header No:	41770-0009/0018	Header No:	41770-0004
	Pin No:	2161-70(102)	Pin No:	2161-24(102)	Pin No:	2161-45(102)	Pin No:	2161-45(154)
	Plating:	102 – TIN	Plating:	102 – TIN	Plating:	102 – TIN	Plating:	154 – TIN
	Pin Length L	23.24 / .915	Pin Length L	20.32 / .800	Pin Length L	20.85 / .821	Pin Length L	20.85 / .821
	Mating M	13.08 / .515	Mating M	13.08 / .515	Mating M	13.08 / .515	Mating M	10.16 / .400
	Gold Loc G	N/A	Gold Loc G	N/A	Gold Loc G	N/A	Gold Loc G	N/A
	Height Y	4.95 / .195	Height Y	1.98 / .078	Height Y	2.54 / .100	Height Y	4.95 / .195
	PC Tail P	3.18 / .125	PC Tail P	3.18 / .125	PC Tail P	3.18 / .125	PC Tail P	3.71 / .146
	Tin Loc T	OVERALL	Tin Loc T	OVERALL	Tin Loc T	OVERALL	Tin Loc T	OVERALL
	Voided Ckts	5, 8, 9	Voided Ckts	3	Voided Ckts	5, 8, 9	Voided Ckts	NONE
	Pack Per	PK-41772-001	Pack Per	PK-41772-001	Pack Per	PK-41772-001	Pack Per	PK-41772-001
Ckts	Material No	Engineer Number	Material No	Engineer Number	Material No	Engineer Number	Material No	Engineer Number
2								
3				41772-0632				
4				41772-0633			41772-0663	41772-0663
5				41772-0634				
6				41772-0635				
7			41772-0636	41772-0636				
8				41772-0637				
9		41772-0622		41772-0638		41772-0648		
10		41772-0623		41772-0639		41772-0649		
11		41772-0624		41772-0640		41772-0650		
12		41772-0625		41772-0641		41772-0651		
13		41772-0626		41772-0642		41772-0652		
14	41772-0627	41772-0627		41772-0643	41772-0653	41772-0653		
15		41772-0628		41772-0644		41772-0654		
16		41772-0629		41772-0645		41772-0655		
17		41772-0630		41772-0646		41772-0656		
18		41772-0631		41772-0647		41772-0657		

REV: <b>L6</b>	ECR/ECN INFORMATION: EC No.: <b>UCP2010-0165</b> DATE: <b>8/24/2009</b>	TITLE: <b>KK 156 HEADER ASSEMBLY FLAT RIGHT ANGLE SOLID BODY W/O PEGS</b>	SHEET No. <b>- 8 -</b>
DOCUMENT NUMBER: <b>SDA- 41772</b>	CREATED / REVISED BY: <b>MKIPPER</b>	CHECKED BY: <b>JBELL</b>	APPROVED BY: <b>FSMITH</b>