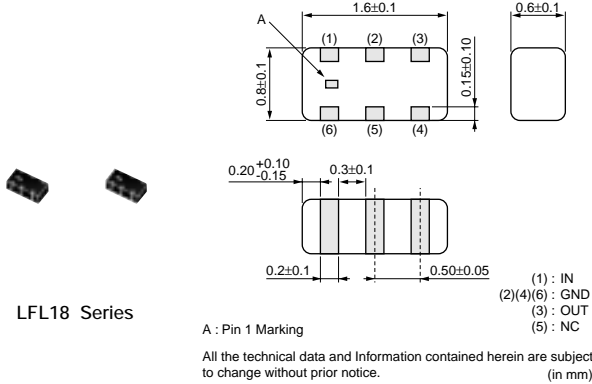


for RF/Local

Chip Multilayer LC Filters (LPF)

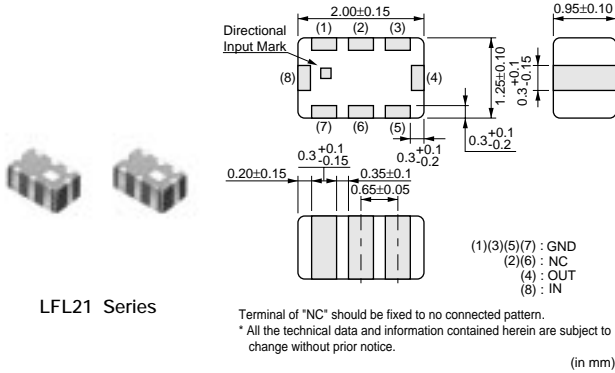
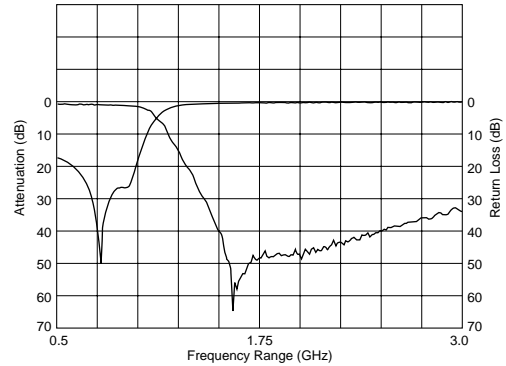
● LFL18_TC (0603) /LFL21_TC (0805) Series



LFL18 Series

All the technical data and Information contained herein are subject to change without prior notice. (in mm)

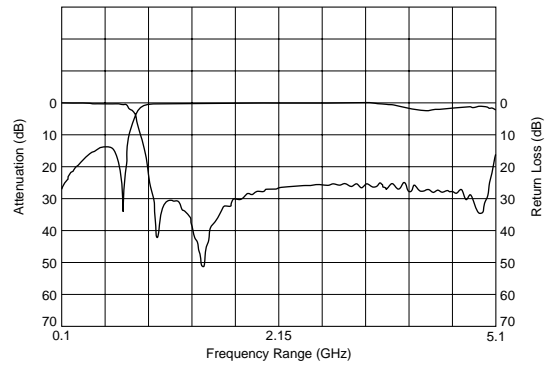
Frequency Characteristics



LFL21 Series

All the technical data and information contained herein are subject to change without prior notice. (in mm)

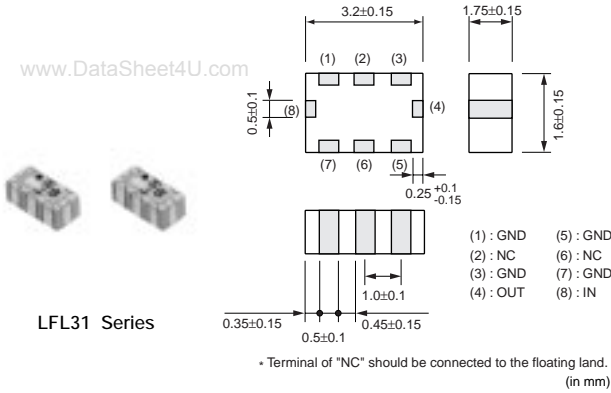
Frequency Characteristics



Part Number	Nominal Center Frequency (fo) (MHz)	Bandwidth (BW) (MHz)	Insertion Loss in BW (dB)	Attenuation (Absolute Value) I) (dB)	Attenuation (Absolute Value) II) (dB)
LFL18815MTC2A072	815.5	fo±9.5	0.80 max. (at 25°C)	35.0 min. at 2x(fo±9.5)MHz	30.0 min. at 3x(fo±9.5)MHz
LFL18924MTC1A052	924.5	fo±35.0	0.40 max. (at 25°C)	20.0 min. at 2x(fo±35.0)MHz	15.0 min. at 3x(fo±35.0)MHz
LFL21600MTC1A002	600.0	fo±250.0	1.37 max. (at 25°C)	20.0 min. at 1550~4250MHz	9.0 min. at 1100MHz
LFL21847MTC1A006	847.5	fo±37.5	0.75 max. (at 25°C)	30.0 min. at 2x(fo±37.5)MHz	30.0 min. at 3x(fo±37.5)MHz
LFL21902MTC1A018	902.5	fo±12.5	0.6 max. (at 25°C)	30.0 min. at 2x(fo±12.5)MHz	30.0 min. at 3x(fo±12.5)MHz
LFL211G35TC1A001	1350.0	fo±250.0	0.92 max. (at 25°C)	25.0 min. at 2300~5000MHz	-
LFL211G44TC1A014	1441.0	fo±12.0	0.47 max. (at 25°C)	31.0 min. at 2xfoMHz	26.0 min. at 3xfoMHz
LFL211G79TC1A011	1795.0	fo±85.0	0.47 max. (at 25°C)	30.0 min. at 2x(1747.5±37.5)MHz	25.0 min. at 2x(1842.5±37.5)MHz
LFL211G89TC1A015	1890.0	fo±10.0	0.47 max. (at 25°C)	30.0 min. at 2x(fo±10.0)MHz	26.0 min. at 3x(fo±10.0)MHz
LFL211G90TC1A008	1907.5	fo±12.5	0.47 max. (at 25°C)	30.0 min. at 2x(fo±12.5)MHz	25.0 min. at 3x(fo±12.5)MHz
LFL211G92TC1A060	1920.0	fo±70.0	0.6 max. (at 25°C)	24.0 min. at 3335~3700MHz	30.0 min. at 3700~3820MHz
LFL212G45TC1A007	2450.0	fo±50.0	0.50 max. (at 25°C)	27.0 min. at 2x(fo±50.0)MHz	30.0 min. at 3x(fo±50.0)MHz

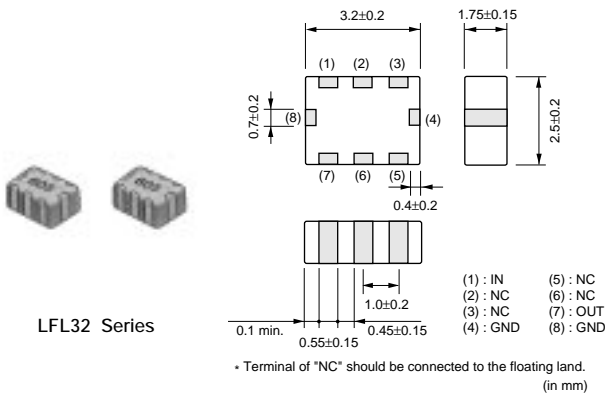
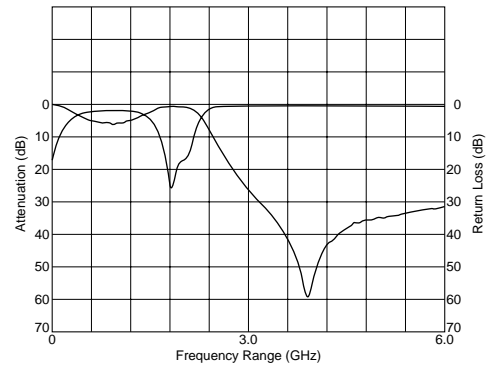
Note • This catalog has only typical specifications because there is no space for detailed specifications. Therefore, please approve our product specifications or transact the approval sheet for product specifications before ordering. Especially, please read rating and CAUTION (for storage, operating, rating, soldering, mounting and handling) in them to prevent smoking and/or burning, etc. • You are able to read a detailed specifications in the website (<http://search.murata.co.jp/>) before to require our product specifications or to transact the approval sheet for product specifications.

● LFL31_TB (1206) /LFL32_TB (1210) Series



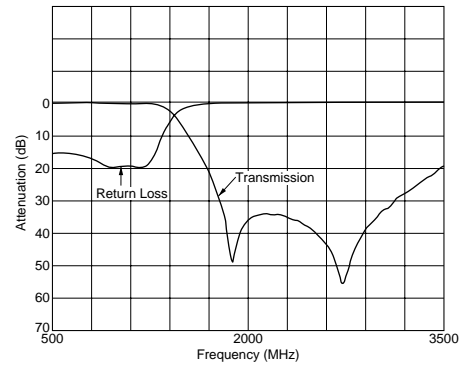
LFL31 Series

Frequency Characteristics



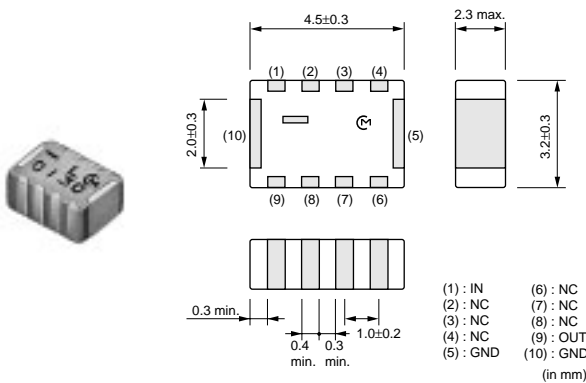
LFL32 Series

Frequency Characteristics

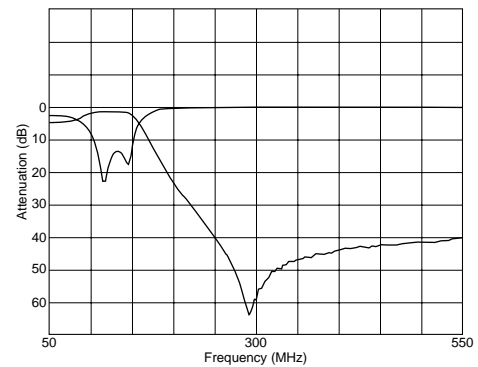


Part Number	Nominal Center Frequency (fo) (MHz)	Bandwidth (BW) (MHz)	Insertion Loss in BW (dB)	Attenuation (Absolute Value) I) (dB)	Attenuation (Absolute Value) II) (dB)
LFL311G92TB1-678	1920.0	fo±70.0	0.8 max. (at 25°C)	25.0 min. at 3296~3700MHz	30.0 min. at 3700~3820MHz
LFL32902MTB1-606	902.5	fo±12.5	0.50 max. (at 25°C)	30.0 min. at 2xfo MHz	25.0 min. at 3xfo MHz
LFL32942MTB1-605	942.5	fo±17.5	0.50 max. (at 25°C)	30.0 min. at 2xfo MHz	25.0 min. at 3xfo MHz

● LFL43_AK Series (1812)



Frequency Characteristics



Part Number	Nominal Center Frequency (fo) (MHz)	Bandwidth (BW) (MHz)	Insertion Loss in BW (dB)	Attenuation (Absolute Value) I) (dB)	Attenuation (Absolute Value) II) (dB)
LFL43130MAK1-494	130.0	fo±0.5	1.5 max. (at 25°C)	30.0 min. at 2xfo MHz	25.0 min. at 3xfo MHz
LFL43178MAK1-480	178.0	fo±0.5	1.5 max. (at 25°C)	30.0 min. at 2xfo MHz	25.0 min. at 3xfo MHz
LFL43240MAK1-664	240.0	fo±0.5	1.5 max. (at 25°C)	30.0 min. at 2xfo MHz	25.0 min. at 3xfo MHz
LFL43248MAK1-864	248.45	fo±0.5	1.5 max. (at 25°C)	30.0 min. at 2xfo MHz	25.0 min. at 3xfo MHz
LFL43310MAK1A330	310.0	fo±1.0	1.5 max. (at 25°C)	30.0 min. at 2xfo MHz	25.0 min. at 3xfo MHz
LFL43435MAK1-860	435.0	fo±5.0	1.5 max. (at 25°C)	30.0 min. at 2xfo MHz	25.0 min. at 3xfo MHz
LFL43445MAK1A332	445.0	fo±5.0	1.2 max. (at 25°C)	30.0 min. at 2xfo MHz	25.0 min. at 3xfo MHz

△Note • This catalog has only typical specifications because there is no space for detailed specifications. Therefore, please approve our product specifications or transact the approval sheet for product specifications before ordering. Especially, please read rating and △CAUTION (for storage, operating, rating, soldering, mounting and handling) in them to prevent smoking and/or burning, etc.
• You are able to read a detailed specifications in the website (<http://search.murata.co.jp/>) before to require our product specifications or to transact the approval sheet for product specifications.