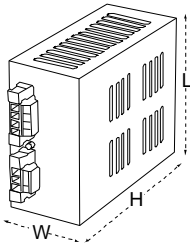


# Switchmode power supplies

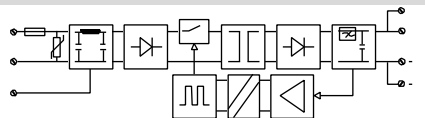


## Approvals:

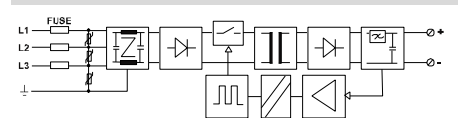


## Diagram/schematic circuit diagram

CP-SNT 55W



CP-SNT 55W  
3 Phase Input



## Ordering data

Output voltage/max. current	

## Technical data

Input voltage	Minimum	85 Vac, 120 Vdc
	Typical	115-230 Vac $\pm 10\%$ , 50/60 Hz
	Maximum	265 Vac, 300 Vdc
Input current	at 115 Vac	1.10 A RMS $\pm 20\%$
	at 360 Vac	
	(Average values for reference only) at 230 Vac	0.55 A RMS $\pm 20\%$
	at 125 Vdc	590 mA $\pm 20\%$
	at 250 Vdc	315 mA $\pm 20\%$
Input protection	Fuse	2 A slow fuse (internal)
	Inrush Current	Thermistor
	Overvoltage	Varistor
Switching frequency		100 kHz PWM
Efficiency at max. load		78%
Max. ripple		<50 mV RMS
Regulation	load (10-100% load)	1.0%
	at Input voltage	0.8%
Overload protection		Overcurrent shutdown with automatic restart plus thermal shutdown
Max. capacity at output		10 000 $\mu$ F
Hold time	at 115 Vac	30 ms
	at 360 Vac	
	(Max. output current following input loss) at 230 Vac	180 ms
	at 480 Vac	
Storage temperature		-40 °C...+85 °C
Operating temperature		-20 °C...+40 °C full rated load
		Derate: 24 V-2.1 A at 50 °C, 24 V-1.5 A at 60 °C
Humidity	Operating temperature	20...85% RH non-condensing
	Storage temperature	20...90% RH
Galvanic isolation	Input-output	3 kV RMS
	Input/output to mounting rail	3 kV RMS
	Input to ground	1.5 kV RMS
	Output to ground	500 V RMS
Wire diameter		26...12 AWG (0.1...4.0 mm <sup>2</sup> )
Dimensions (L x W x H)		98 x 57 x 131 mm (3.86 x 2.24 x 5.16 in.)
Weight		478 g (1.05 lbs.)
Mounts on mounting rail		TS 35

## Approvals/certifications

Accessories	
Chassis Mounting Kit	

## Type Part No.

CP-SNT 55 W	9927480024
24 Vdc-28 Vdc / 2.3 A	
48 Vdc / 1.04 A	9927480048
12 Vdc - 15 Vdc / 3 A	9927480012
5 Vdc / 3 A	9927480005

## Type Part No.

CP-SNT 55 W	9917790324
24 Vdc / 2.3 A	

306 Vac	
360 - 480 Vac	
550 Vac	

120 mA RMS / Phase	
100 mA RMS / Phase	

3 x 1A slow fuse (internal)	
Thermistor	
Varistor	

100 kHz	
85%	
<50 mV RMS	
1.0%	
0.8%	

Overcurrent shutdown with automatic restart plus thermal shutdown	
10 000 $\mu$ F	
120 ms	

120 ms	
-40 °C...+85 °C	
0 °C...+50 °C full rated load	
Derate: 10% at 60 °C	
20...85% RH non-condensing	
20...90% RH non-condensing	

3 kV	
3 kV	
1.5 kV	
500 V	
26...12 AWG (0.1...4.0 mm <sup>2</sup> )	
108 x 60 x 168 mm (4.25 x 2.36 x 6.61 in.)	
526 g (1.16 lbs.)	
TS 35	

## Approvals/certifications

CSA, UL 508 Listed, CE	
CSA Class 1 Div 2 for 9927480012 and 9927480024	
UL Class 1 Div 2 for 9927480024	
Part No.	7920560000

cUL, UL 508 Listed, CE	
Part No.	7920560000