



PRELIMINARY

SOLID STATE DEVICES, INC

14849 Firestone Boulevard · La Mirada, CA 90638
Phone: (714) 670-SSDI (7734) · Fax: (714) 522-7424

**SSR4040CTM
SSR4040CTZ**

Designer's Data Sheet

FEATURES:

- Extremely Low Forward Voltage Drop
- Hermetically Sealed Isolated Power Package
- Guard ring for overvoltage protection
- Eutectic Die Attach
- 150°C Operating Junction Temperature
- Ceramic seals for lead forming

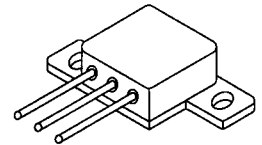
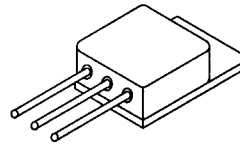
Also available in the following configurations:

- Common Anode: SSR4040CAM & CAZ
- Doubler: SSR4040DM & DZ
- TX, TXV, and Space Level Screening Available

**40 AMP
40 VOLTS
POSITIVE CENTERTAP
SCHOTTKY RECTIFIER**

TO-254

TO-254Z



MAXIMUM RATINGS

RATING	SYMBOL	VALUE	UNIT
Peak Repetitive Reverse and DC Blocking Voltage	VRRM	40	Volts
	VRWM		
	VR		
Average Rectified Forward Current (Resistive Load, 60Hz, Sine Wave, TA=25°C)	Io	40	Amps
Peak Surge Current (8.3 ms Pulse, Half Sine Wave Superimposed on Io, allow junction to reach equilibrium between pulses, TA=25°C)	IFSM	600	Amps
Operating and storage temperature	Top & Tstg	-65 to +150	°C
Maximum Thermal Resistance Junction to Case, both legs tied together	RθJC	0.9	°C/W

Available with Glass or Ceramic Seals. Contact Factory for Details.

NOTE: All specifications are subject to change without notification. SCD's for these devices should be reviewed by SSDI prior to release.

DATA SHEET#: RS0167 C

MED

SSR4040CTM SSR4040CTZ

PRELIMINARY



SOLID STATE DEVICES, INC

14849 Firestone Boulevard · La Mirada, CA 90638
Phone: (714) 670-SSDI (7734) · Fax: (714) 522-7424

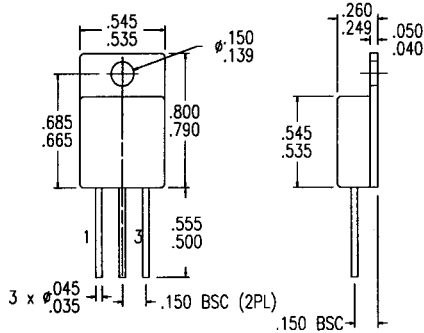
ELECTRICAL CHARACTERISTICS (Per Leg)

CHARACTERISTICS	SYMBOL	MAXIMUM	UNIT
Instantaneous Forward Voltage Drop (IF = 5 Adc, TA=25°C, 300µs Pulse) (IF = 10 Adc, TA=25°C, 300µs Pulse) (IF = 20 Adc, TA=25°C, 300µs Pulse)	VF1	0.46 0.56 0.68	Vdc
Instantaneous Forward Voltage Drop (IF = 10 Adc, TA= - 55°C, 300µs Pulse)	VF2	0.58	Vdc
Reverse Leakage Current (Rated VR, TA=25°C, 300µs pulse minimum)	IR1	5	mA
Reverse Leakage Current (Rated VR, TA=100°C, 300µs pulse minimum)	IR2	200	mA
Junction Capacitance (VR = 10 Vdc, TA=25°C, f = 1 MHz)	CJ	800	pf

CASE OUTLINE: TO-254

PIN OUT:

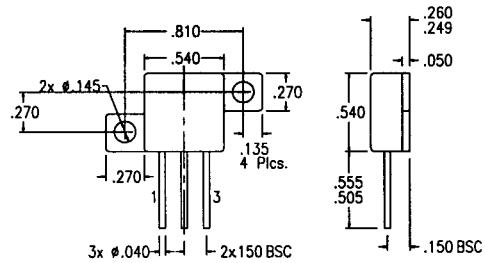
- PIN 1: ANODE 1
- PIN 2: CATHODE
- PIN 3: ANODE 2



CASE OUTLINE: TO-254Z

PIN OUT:

- PIN 1: ANODE 1
- PIN 2: CATHODE
- PIN 3: ANODE 2



TYPICAL OPERATING CURVES

(TA=25°C Unless otherwise specified)

