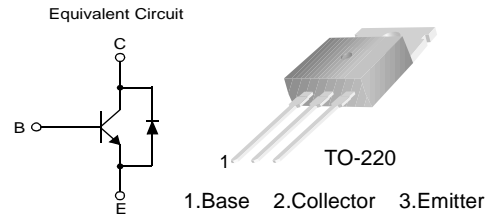


## KSC5305D

KSC5305D

### High Voltage High Speed Power Switch Application

- Built-in Free-wheeling Diode makes efficient anti saturation operation
- Suitable for half bridge light ballast Applications
- No need to interest an hFE value because of low variable storage-time spread even though corner spirit product
- Low base drive requirement



### NPN Silicon Transistor

#### Absolute Maximum Ratings $T_C=25^\circ\text{C}$ unless otherwise noted

Symbol	Parameter	Value	Units
$V_{CBO}$	Collector Base Voltage	800	V
$V_{CEO}$	Collector Emitter Voltage	400	V
$V_{EBO}$	Emitter Base Voltage	12	V
$I_C$	Collector Current (DC)	5	A
$I_{CP}$	*Collector Current (Pulse)	10	A
$I_B$	Base Current (DC)	2	A
$I_{BP}$	*Base Current (Pulse)	4	A
$P_C$	Power Dissipation( $T_C=25^\circ\text{C}$ )	75	W
$T_J$	Junction Temperature	150	$^\circ\text{C}$
$T_{STG}$	Storage Temperature	- 65 ~ 150	$^\circ\text{C}$

#### Thermal Characteristics $T_C=25^\circ\text{C}$ unless otherwise noted

Symbol	Characteristics		Rating	Unit
$R_{\theta jc}$	Thermal Resistance	Junction to Case	1.65	$^\circ\text{C/W}$
$R_{\theta ja}$		Junction to Ambient	62.5	

**Electrical Characteristics**  $T_C=25^\circ\text{C}$  unless otherwise noted

Symbol	Parameter	Test Condition	Min.	Typ.	Max.	Units
$BV_{CBO}$	Collector-Base Breakdown Voltage	$I_C=1\text{mA}, I_E=0$	800	-	-	V
$BV_{CEO}$	Collector-Emitter Breakdown Voltage	$I_C=5\text{mA}, I_B=0$	400	-	-	V
$BV_{EBO}$	Emitter Cut-off Current	$I_E=1\text{mA}, I_C=0$	12	-	-	V
$I_{CBO}$	Collector Cut-off Current	$V_{CB}=500\text{V}, I_E=0$	-	-	10	$\mu\text{A}$
$I_{EBO}$	Emitter Cut-off Current	$V_{EB}=9\text{V}, I_C=0$	-	-	10	$\mu\text{A}$
$h_{FE1}$ $h_{FE2}$	DC Current Gain	$V_{CE}=1\text{V}, I_C=0.8\text{A}$ $V_{CE}=1\text{V}, I_C=2\text{A}$	22 8	- -	- -	
$V_{CE}(\text{sat})$	Collector-Emitter Saturation Voltage	$I_C=0.8\text{A}, I_B=0.08\text{A}$ $I_C=2\text{A}, I_B=0.4\text{A}$	- -	- -	0.4 0.5	V V
$V_{BE}(\text{sat})$	Base-Emitter Saturation Voltage	$I_C=0.8\text{A}, I_B=0.08\text{A}$ $I_C=2\text{A}, I_B=0.4\text{A}$	- -	- -	1.0 1.0	V V
$C_{ob}$	Output Capacitance	$V_{CB}=10\text{V}, f=1\text{MHz}$	-	-	75	pF
$t_{ON}$	Turn ON Time	$V_{CC}=300\text{V}, I_C=2\text{A}$	-	-	150	ns
$t_{STG}$	Storage Time	$I_{B1}=0.4\text{A}, I_{B2}=-1\text{A}$ $R_L=150\Omega$	-	-	2	$\mu\text{s}$
$t_F$	Fall Time		-	-	0.2	$\mu\text{s}$
$t_{STG}$	Storage Time	$V_{CC}=15\text{V}, V_Z=300\text{V}$	-	-	2.25	$\mu\text{s}$
$t_F$	Fall Time	$I_C=2\text{A}, I_{B1}=0.4\text{A}$ $I_{B2}=-0.4\text{A}, L_C=200\mu\text{H}$	-	-	150	ns
$V_F$	Diode Forward Voltage	$I_F=1\text{A}$ $I_F=2\text{A}$	- -	- -	1.5 1.6	V V
$t_{rr}$	* Reverse recovery time ( $di/dt = 10\text{A}/\mu\text{s}$ )	$I_F=0.4\text{A}$ $I_F=1\text{A}$ $I_F=2\text{A}$	- - -	800 1.4 1.9	- - -	ns $\mu\text{s}$ $\mu\text{s}$

\*Pulse Test : Pulse Width=5mS, Duty cycles  $\leq 10\%$

# Typical Characteristics

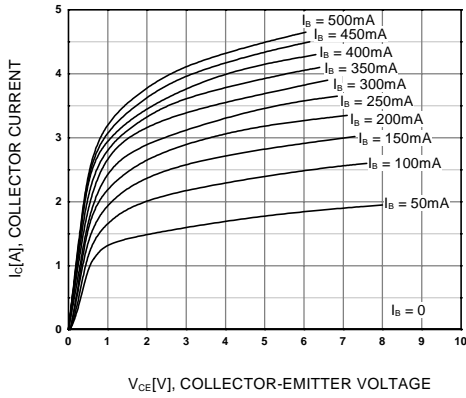


Figure 1. Static Characteristic

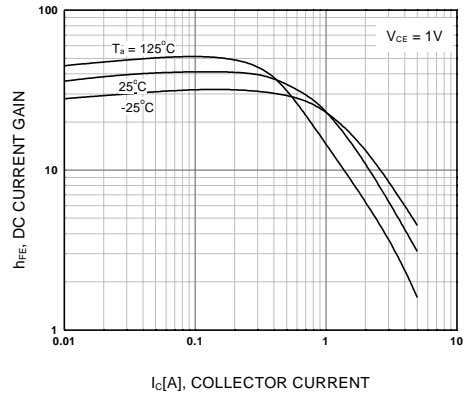


Figure 2. DC current Gain

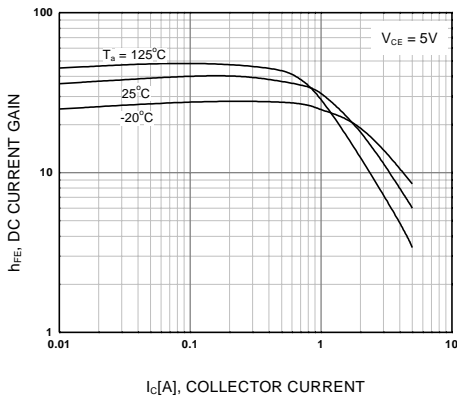


Figure 3. DC current Gain

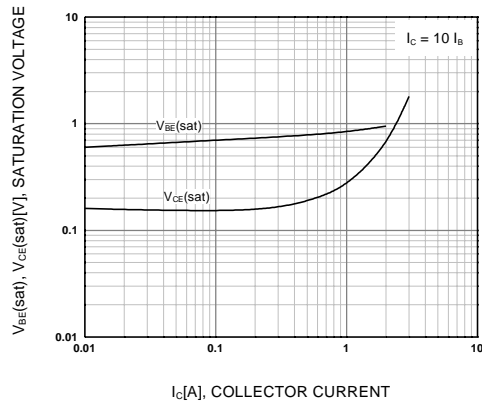


Figure 4. Collector-Emitter Saturation Voltage  
Base-Emitter Saturation Voltage

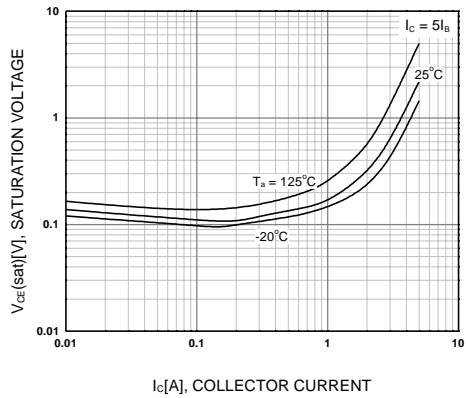


Figure 5. Collector-Emitter Saturation Voltage

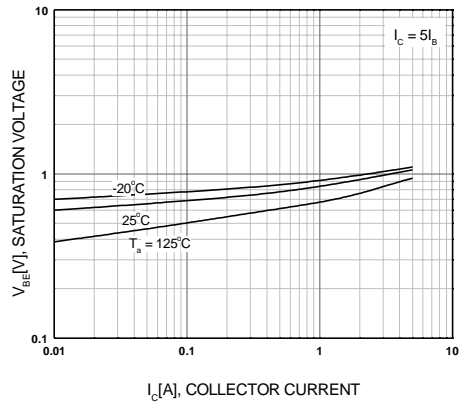


Figure 6. Base-Emitter Saturation Voltage

## Typical Characteristics (Continued)

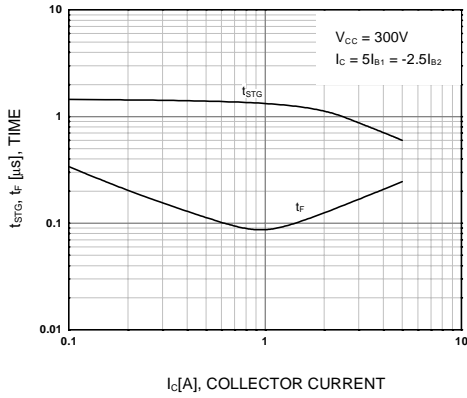


Figure 7. Switching Time

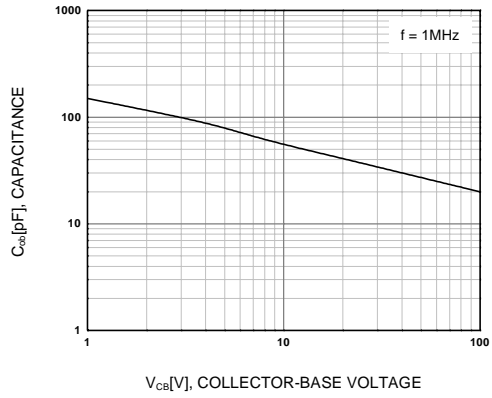


Figure 8. Collector Output Capacitance

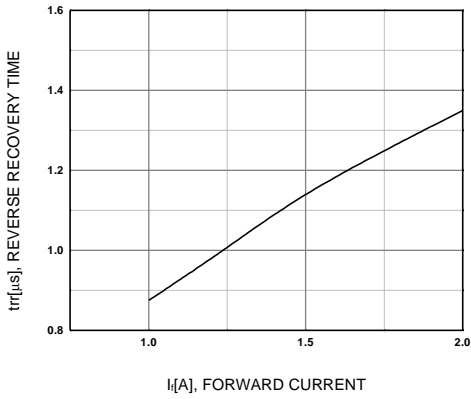


Figure 9. Reverse Recovery Time

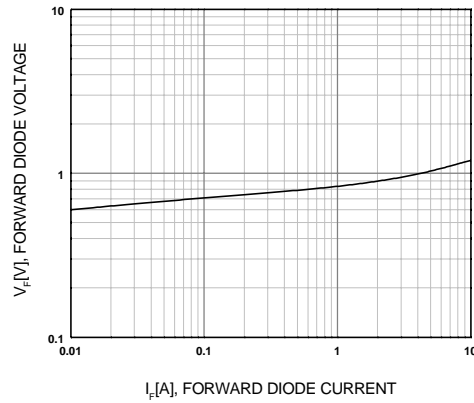


Figure 10. Forward Diode Voltage

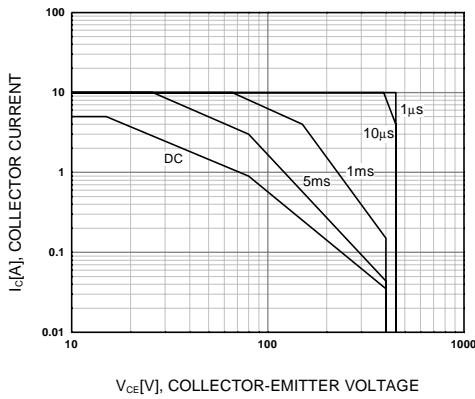


Figure 11. Safe Operating Area

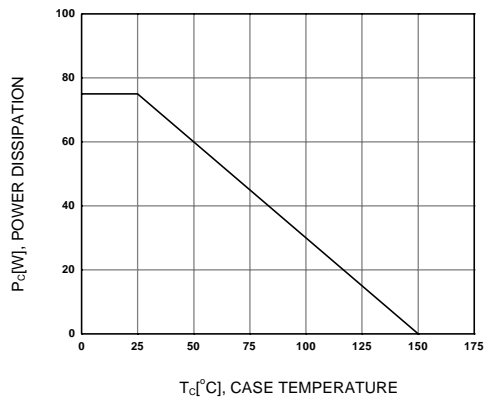
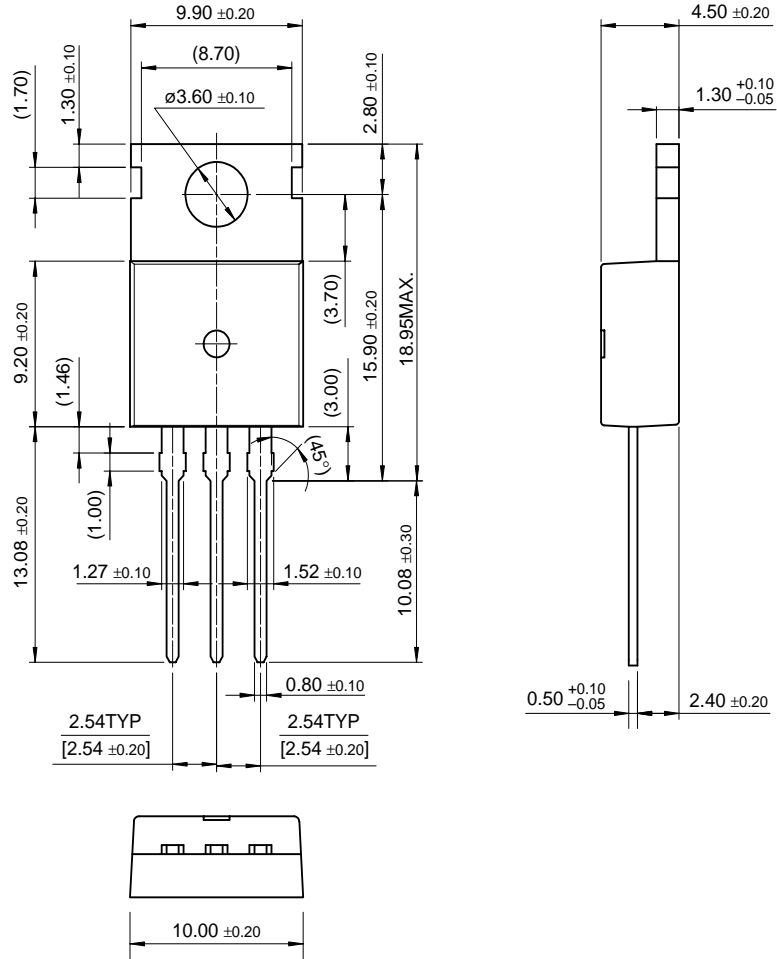


Figure 12. Power Derating

# Package Dimensions

## TO-220



Dimensions in Millimeters

## TRADEMARKS

The following are registered and unregistered trademarks Fairchild Semiconductor owns or is authorized to use and is not intended to be an exhaustive list of all such trademarks.

ACE <sup>x</sup> ™	FAST <sup>®</sup>	OPTOPLANAR™	STAR*POWER™
Bottomless™	FAST <sup>r</sup> ™	PACMAN™	Stealth™
CoolFET™	FRFET™	POP™	SuperSOT™-3
CROSSVOLT™	GlobalOptoisolator™	Power247™	SuperSOT™-6
DenseTrench™	GTO™	PowerTrench <sup>®</sup>	SuperSOT™-8
DOME™	HiSeC™	QFET™	SyncFET™
EcoSPARK™	ISOPLANAR™	QS™	TruTranslation™
E <sup>2</sup> CMOS™	LittleFET™	QT Optoelectronics™	TinyLogic™
EnSigna™	MicroFET™	Quiet Series™	UHC™
FACT™	MICROWIRE™	SLIENT SWITCHER <sup>®</sup>	UltraFET <sup>®</sup>
FACT Quiet Series™	OPTOLOGIC™	SMART START™	VCX™

STAR\*POWER is used under license

## DISCLAIMER

FAIRCHILD SEMICONDUCTOR RESERVES THE RIGHT TO MAKE CHANGES WITHOUT FURTHER NOTICE TO ANY PRODUCTS HEREIN TO IMPROVE RELIABILITY, FUNCTION OR DESIGN. FAIRCHILD DOES NOT ASSUME ANY LIABILITY ARISING OUT OF THE APPLICATION OR USE OF ANY PRODUCT OR CIRCUIT DESCRIBED HEREIN; NEITHER DOES IT CONVEY ANY LICENSE UNDER ITS PATENT RIGHTS, NOR THE RIGHTS OF OTHERS.

## LIFE SUPPORT POLICY

FAIRCHILD'S PRODUCTS ARE NOT AUTHORIZED FOR USE AS CRITICAL COMPONENTS IN LIFE SUPPORT DEVICES OR SYSTEMS WITHOUT THE EXPRESS WRITTEN APPROVAL OF FAIRCHILD SEMICONDUCTOR CORPORATION.

As used herein:

- Life support devices or systems are devices or systems which, (a) are intended for surgical implant into the body, or (b) support or sustain life, or (c) whose failure to perform when properly used in accordance with instructions for use provided in the labeling, can be reasonably expected to result in significant injury to the user.
- A critical component is any component of a life support device or system whose failure to perform can be reasonably expected to cause the failure of the life support device or system, or to affect its safety or effectiveness.

## PRODUCT STATUS DEFINITIONS

### Definition of Terms

Datasheet Identification	Product Status	Definition
Advance Information	Formative or In Design	This datasheet contains the design specifications for product development. Specifications may change in any manner without notice.
Preliminary	First Production	This datasheet contains preliminary data, and supplementary data will be published at a later date. Fairchild Semiconductor reserves the right to make changes at any time without notice in order to improve design.
No Identification Needed	Full Production	This datasheet contains final specifications. Fairchild Semiconductor reserves the right to make changes at any time without notice in order to improve design.
Obsolete	Not In Production	This datasheet contains specifications on a product that has been discontinued by Fairchild semiconductor. The datasheet is printed for reference information only.