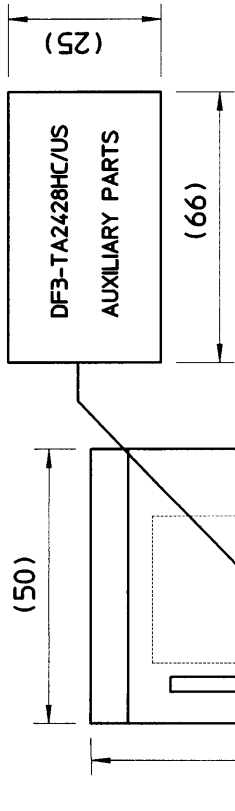
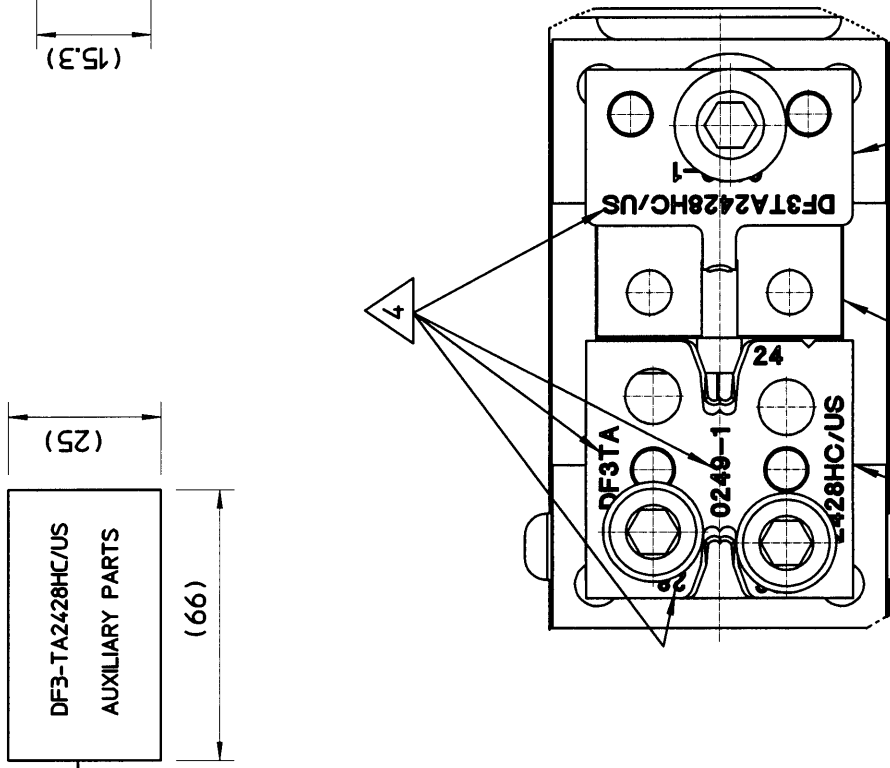


THE INFORMATION CONTAIN HEREIN IS PROPRIETARY TO HIROSE ELECTRIC (USA), INC.. ALL RIGHTS THEREIN ARE RESERVED AND SHALL NOT BE USED, DUPLICATED, OR FURTHER DISSEMINATED FOR ANY PURPOSE WITHOUT THE CONSENT OF HIROSE ELECTRIC (USA), INC.

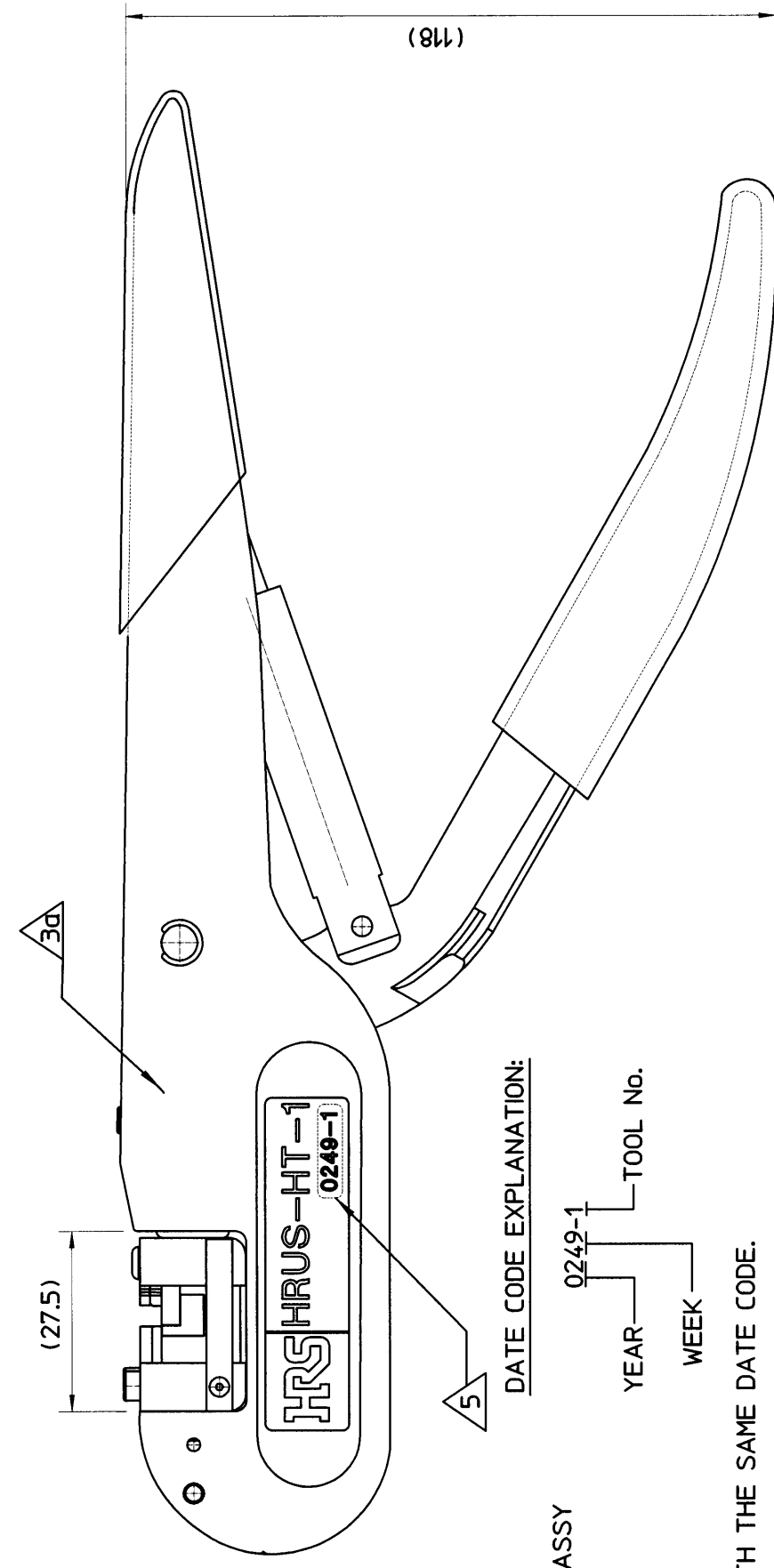
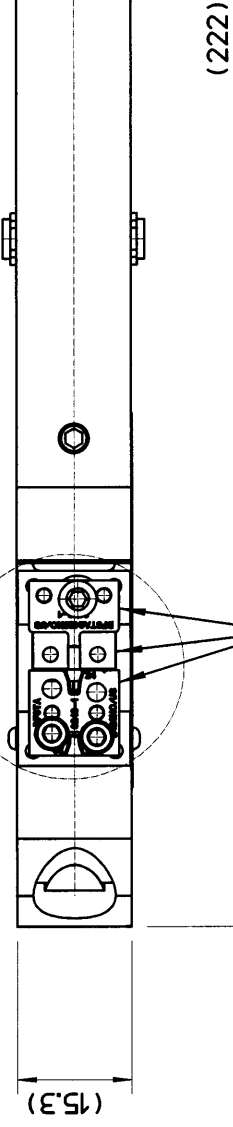


2mm HEX L-KEY  
FIGURE 1

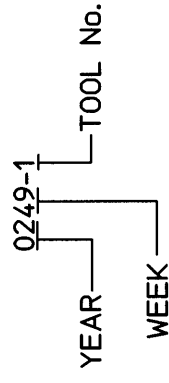


- 3a DIE - CRIMPER ASSY
  - 3b DIE - CONTACT HOLDER ASSY
  - 4 DIE - ANVIL ASSY
- Detail 1  
Scale 3:1

see Detail 1



DATE CODE EXPLANATION:



12. PACKAGING: CARDBOARD BOX, SIZE 254mm X 76mm X 51mm (10"X3"X2").
11. ALL THREE (3) DIES ARE SOLD AS MATCHING ASSEMBLY ONLY, AND TO BE MARKED WITH THE SAME DATE CODE.
10. RECOMMENDED NUMBER OF CRIMPING CYCLES- 15,000.
9. THIS TOOL TO BE USED FOR CRIMPING SOCKET TERMINAL, P/No. DF3-2428SC/SCC, ONLY.
8. FOR ASSEMBLY AND OPERATION OF THIS HAND TOOL WITH DIE SET, REFER TO INSTRUCTION MANUALS PS075 AND PS076.
7. TOOL KIT TO BE PACKAGED IN THE ZIP-LOCK PLASTIC BAG, AS SHOWN IN FIG 1. LABEL TO BE APPLIED AS SHOWN.
6. APPLICABLE WIRE TYPE: UL 1007, AWG 24, 26 AND 28.
5. DATE CODE AND TOOL No.; SEE EXAMPLE FOR EXPLANATION.
4. DIE SET PART NO. DF3TA2428HC/US AND MANUFACTURING DATE CODE/SET NO., APPLICABLE WIRE GAGE SIZES - 24, 26, 28 TO BE ENGRAVED AS SHOWN.
3. THIS TOOL CONSISTS OF THE FOLLOWING ASSEMBLIES:
  - a) HAND CRIMP TOOL ASSY
  - b) DIE SET: DIE- CRIMPER ASSY,  
DIE- CONTACT HOLDER ASSY,  
DIE- ANVIL ASSY.

2. DIMENSIONS IN ( ) ARE FOR REFERENCE ONLY
  1. DIMENSIONING AND TOLERANCING PER ANSI/ASME Y14.5M-1994
- NOTES (UNLESS OTHERWISE SPECIFIED)

REVISIONS				
ZONE	REV.	DESCRIPTION	DATE	APPROVED
	N/R	NEW RELEASE	2/10/03	KMG
	A	REVISED PER DCN# 0864	3-04-03	A.S.
	B	REVISED PER DCN# 0872	5/19/03	A.S.

UNLESS OTHERWISE SPECIFIED DIMENSIONS ARE IN MILLIMETERS TOLERANCES ARE:  
 X = ±0.1  
 .XX = ±0.05  
 .XXX = ±0.03  
 ANGLE = ±1°

APPROVALS		DATE
Drawn	Luis Lostaunau	02/06/03
Checked	Alla Shchur	02/06/03
Witness	Mac Nagashima	02/07/03
Approved	Kris McGuire	02/10/03

		HIROSE ELECTRIC (U.S.A), INC SIMI VALLEY, CALIFORNIA 93065	
PART NUMBER <b>DF3-TA2428HC/US</b>		CL NUMBER <b>5902-8500-8</b>	
SIZE <b>B</b>		DWG NUMBER <b>DF3-TA2428HC/US</b>	
SCALE N/A		SHEET 1 OF 1	

CUSTOMER USE DRAWING