

# TRON® In-Line Fuseholders

## Single-Pole for Solid Neutral

# HET Series



Non-Breakaway Holders  
 Catalog Symbol: HET-AA, HET-AB, HET-BB, HET-JJ, and HET-JK  
 In-Line Fuseholders, Single-Pole  
 Water-Resistant  
 For breakaway holders, see page 2

HET — A HEB fuseholder with a permanently installed solid neutral. Easily identified by white plastic coupling nut.

**Example:**  
 A single-pole, in-line holder for a neutral is required. One solid copper #8 is on the load side, copper crimp for connection. A solid copper #6 is on the line side, and a copper crimp is required.

1. Choose HET- series.
2. Choose "A" for load side.
3. Choose "B" for line side.

Complete Catalog Number: HET-AB.

### Ordering Information:

<b>HET</b>	—		
		<b>Load Terminal</b>	<b>Line Terminal</b>

### Catalog and Specification Data - Non-Breakaway Conductor Terminals

Terminal Type	Conductors Size	No. Per Terminal		Catalog Symbol Load & Line (2 & 3)
		Solid	Stranded	
	#12 to #8	1	• •	A
	#12	2	• •	
	#10	2	• •	B
	#6	1	• •	
	#4	1	• •	
	#12 to #3	1	• •	J
	#12 to #2	2	• •	K
	#12 to #2	1	• •	L

### Catalog Data — Insulating Boots



Catalog Numbers	Type
<b>2A0660</b>	Single Conductor
<b>2A0661</b>	Two Conductor

Insulating boots are not included with non-breakaway parts and must be ordered separately. They come standard with the breakaway series. The HET-AW & HET-JW do not have the boots. These catalog items do not have a breakaway receptacle.

When boots are utilized, extra heat retention requires that fuses are sized at a minimum of 200% of the RMS load current.

Recommended Torque on Coupling Nut: 10-20 in-lb.

# TRON® In-Line Fuseholders

## Single-Pole for Solid Neutral

# HET Series

### Breakaway Holders

Catalog Symbol: HET-AW-RLC-A, HET-AW-RLC-B, HET-AW-RLC-C, HET-AW-RLC-J, HET-AW-RYC, HET-BW-RLC-B, HET-BW-RYC, HET-JW, HET-JW-RLC-J, HET-JW-RYC, and HET-AW

### In-Line Fuseholders, Single-Pole

#### Example:


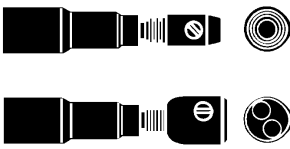

A single-pole, in-line, breakaway holder for a neutral is requested. A single #10 solid, copper crimp is on the load side. A single #10, solid wire and a copper crimp is needed on the line side.

1. Choose HET- series.
2. Choose "A" from 1st page for load side.
3. Choose "W" for breakaway requirement.
4. Choose "RLC-A" for breakaway receptacle on line side.

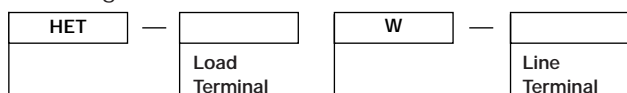
Complete Catalog Number: HET-AW-RLC-A

### Catalog and Specification Data

#### Breakaway Receptacles

Terminal Type	Conductor Data				Catalog Symbol Line Terminal (3)
	Size	No. Per Terminal	Solid	Stranded	
<b>Copper Crimp</b> 	#12 to #8	1	•	•	-RLC-A
	#6	1	•	•	-RLC-B
	#4	1	•	•	-RLC-C
<b>Copper Set-Screw</b> 	#12 to #3	1	•	•	-RLC-J
	#12 to #3	2	•	•	-RYC
<b>Solid Breakaway</b> 	(Required with breakaway Receptacle)				W

### Ordering Information:



Recommended Torque on Coupling Nut: 10-20 in-lb.

The only controlled copy of this Data Sheet is the electronic read-only version located on the Bussmann Network Drive. All other copies of this document are by definition uncontrolled. This bulletin is intended to clearly present comprehensive product data and provide technical information that will help the end user with design applications. Bussmann reserves the right, without notice, to change design or construction of any products and to discontinue or limit distribution of any products. Bussmann also reserves the right to change or update, without notice, any technical information contained in this bulletin. Once a product has been selected, it should be tested by the user in all possible applications.