


January 2005

Features

- 12x10 Gb/s VCSEL Driver
- Single +3.3V supply dissipating 142 mW per channel
- Serial digital interface for global and individual channel control
- Individual channel control for enable, modulation and bias current
- On-chip adjustable VCSEL temperature compensation
- Adjustable output current waveform for VCSEL jitter reduction
- Analog control input for closed-loop optical power optimization
- VCSEL open/short detection with autonomous fault handling
- 250-micron channel pitch matches optical ribbon fiber and array VCSELs
- Differential CML inputs with on-chip termination

Applications

- Proprietary 120 Gb/s intra-system parallel optics
- Proprietary 12-lane optical modules and CWDM
- 10GbE, 10GFC, OC-192 VSR parallel optics



Description

The growing use of the Internet has created increasingly higher demand for multi-Gb/s I/O performance. The demand for 1 Tb/s+ WAN bandwidth fuels the growth of short-reach 120 Gb/s infrastructures within high-end telco and datacom routers, switches, servers and other proprietary chassis-to-chassis links.

The Zarlink PX6419 12X10 Gb/s VCSEL Driver* is a 12-channel VCSEL driver designed for various 12x10 Gb/s, 120 Gb/s parallel optics and CWDM PMD applications. It consists of a DC-coupled amplifier with selectable modulation and bias currents optimized for driving commercially available, common cathode VCSELs from a single +3.3 V supply.

Individual channel settings are used to control the modulation and bias current and their temperature coefficients, allowing the optical output power and extinction ratio to be optimized. Data controlling the Zarlink PX6419 VCSEL Driver settings is loaded by a simple four-wire CMOS serial interface that features read/write and daisy chain capabilities.

Figure 1: Zarlink PX6419 IC driving a commercially-available VCSEL at 10 Gb/s with a PRBS 2³¹-1 pattern

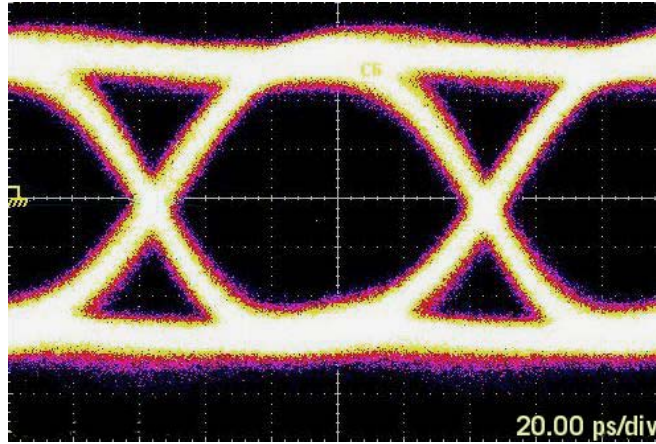
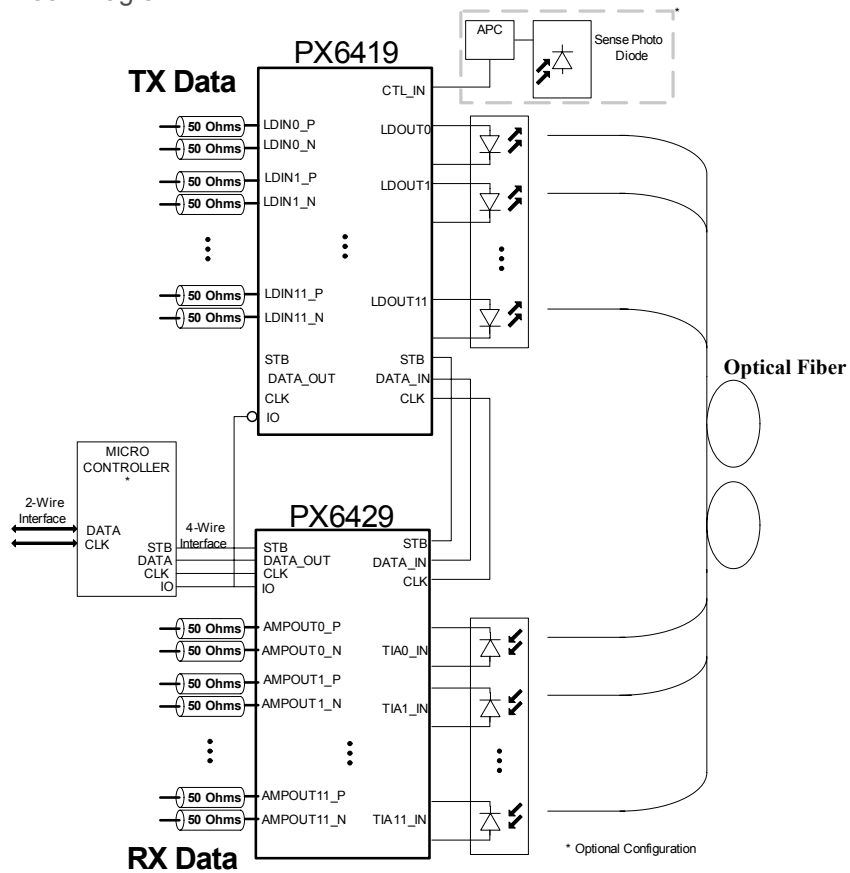


Figure 2: Application Block Diagram





**For more information about all Zarlink products
visit our Web Site at
www.zarlink.com**

Information relating to products and services furnished herein by Zarlink Semiconductor Inc. or its subsidiaries (collectively "Zarlink") is believed to be reliable. However, Zarlink assumes no liability for errors that may appear in this publication, or for liability otherwise arising from the application or use of any such information, product or service or for any infringement of patents or other intellectual property rights owned by third parties which may result from such application or use. Neither the supply of such information or purchase of product or service conveys any license, either express or implied, under patents or other intellectual property rights owned by Zarlink or licensed from third parties by Zarlink, whatsoever. Purchasers of products are also hereby notified that the use of product in certain ways or in combination with Zarlink, or non-Zarlink furnished goods or services may infringe patents or other intellectual property rights owned by Zarlink.

This publication is issued to provide information only and (unless agreed by Zarlink in writing) may not be used, applied or reproduced for any purpose nor form part of any order or contract nor to be regarded as a representation relating to the products or services concerned. The products, their specifications, services and other information appearing in this publication are subject to change by Zarlink without notice. No warranty or guarantee express or implied is made regarding the capability, performance or suitability of any product or service. Information concerning possible methods of use is provided as a guide only and does not constitute any guarantee that such methods of use will be satisfactory in a specific piece of equipment. It is the user's responsibility to fully determine the performance and suitability of any equipment using such information and to ensure that any publication or data used is up to date and has not been superseded. Manufacturing does not necessarily include testing of all functions or parameters. These products are not suitable for use in any medical products whose failure to perform may result in significant injury or death to the user. All products and materials are sold and services provided subject to Zarlink's conditions of sale which are available on request.

Purchase of Zarlink's I²C components conveys a licence under the Philips I²C Patent rights to use these components in and I²C System, provided that the system conforms to the I²C Standard Specification as defined by Philips.

Zarlink, ZL and the Zarlink Semiconductor logo are trademarks of Zarlink Semiconductor Inc.

Copyright Zarlink Semiconductor Inc. All Rights Reserved.

TECHNICAL DOCUMENTATION - NOT FOR RESALE
