

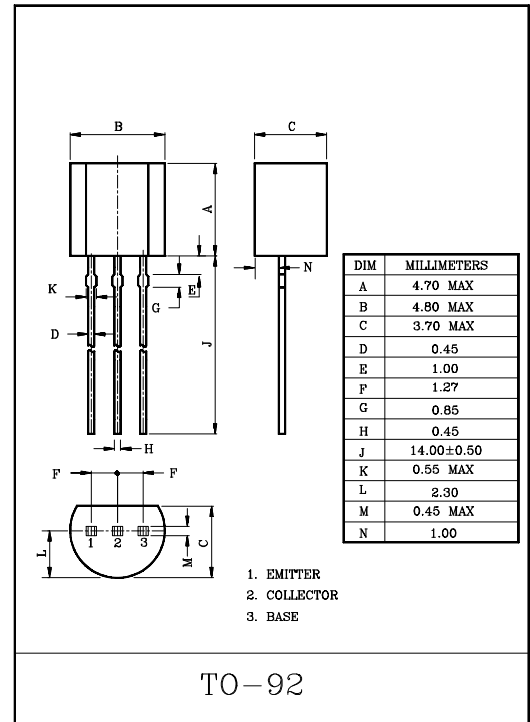
HIGH VOLTAGE SWITCHING AND AMPLIFIER APPLICATION.
COLOR TV CHROMA OUTPUT APPLICATIONS.

FEATURES

- High Voltage : $V_{CEO} > 250V$
- Complementary to BF423.

MAXIMUM RATINGS ($T_a = 25^\circ C$)

CHARACTERISTIC		SYMBOL	RATING	UNIT
Collector-Base Voltage		V_{CBO}	250	V
Collector-Emitter Voltage		V_{CEO}	250	V
Emitter-Base Voltage		V_{EBO}	5	V
Collector Current	DC	I_C	50	mA
	Peak	I_{CP}	100	
Collector Power Dissipation		P_C	625	mW
Base Current		I_B	50	mA
Junction Temperature		T_j	150	$^\circ C$
Storage Temperature Range		T_{stg}	-65 ~ 150	$^\circ C$

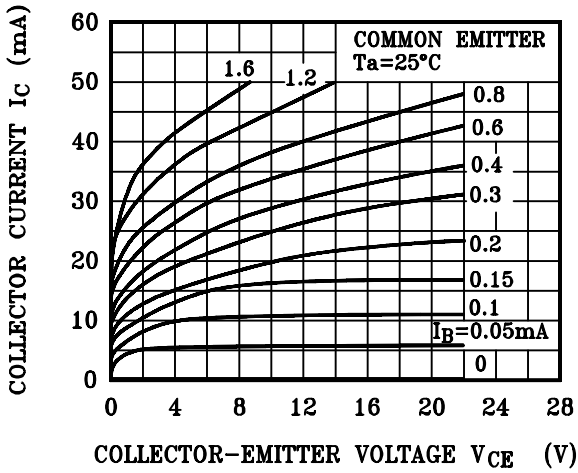


ELECTRICAL CHARACTERISTICS ($T_a = 25^\circ C$)

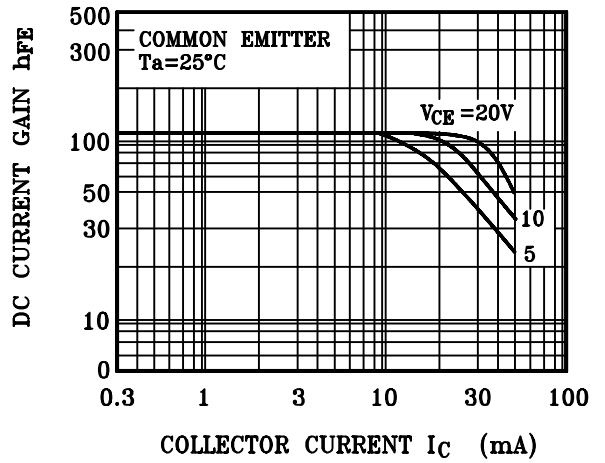
CHARACTERISTIC	SYMBOL	TEST CONDITION	MIN.	TYP.	MAX.	UNIT
Collector Cut-off Current	I_{CBO}	$V_{CB} = 200V, I_E = 0$	-	-	10	nA
		$V_{CB} = 200V, I_E = 0, T_j = 150^\circ C$	-	-	10	μA
Emitter Cut-off Current	I_{EBO}	$V_{EB} = 5V, I_C = 0$	-	-	50	nA
DC Current Gain	h_{FE}	$V_{CE} = 20V, I_C = 25mA$	50	-	-	-
Collector-Emitter Saturation Voltage	$V_{CE(sat)}$	$I_C = 30mA, I_B = 5mA$	-	-	0.6	V
Base-Emitter Voltage	V_{BE}	$V_{CE} = 20V, I_C = 25mA$	-	0.75	-	V
Transition Frequency	f_T	$V_{CE} = 10V, I_C = 10mA$	60	-	-	MHz
Reverse Transfer Capacitance	C_{re}	$V_{CB} = 30V, I_E = 0, f = 1MHz$	-	-	1.6	pF

BF422

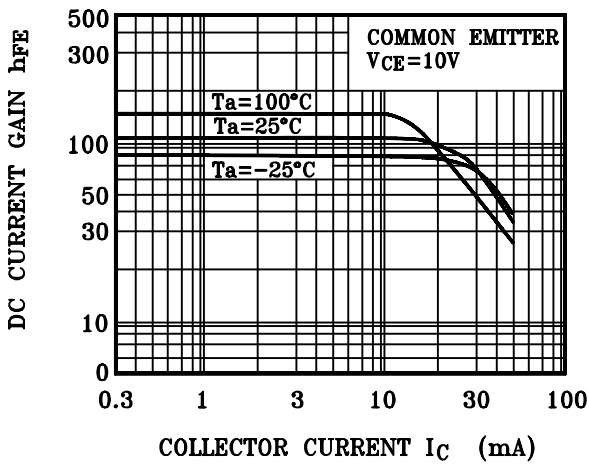
$I_C - V_{CE}$ (LOW VOLTAGE REGION)



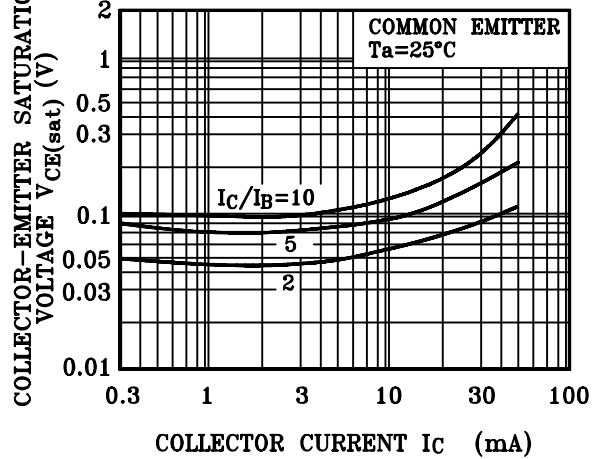
$h_{FE} - I_C$



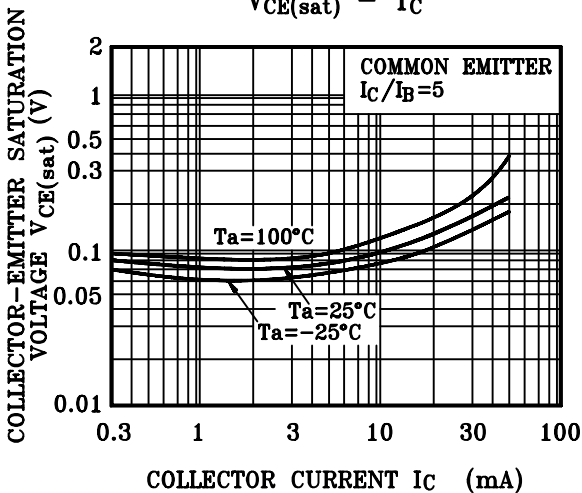
$h_{FE} - I_C$



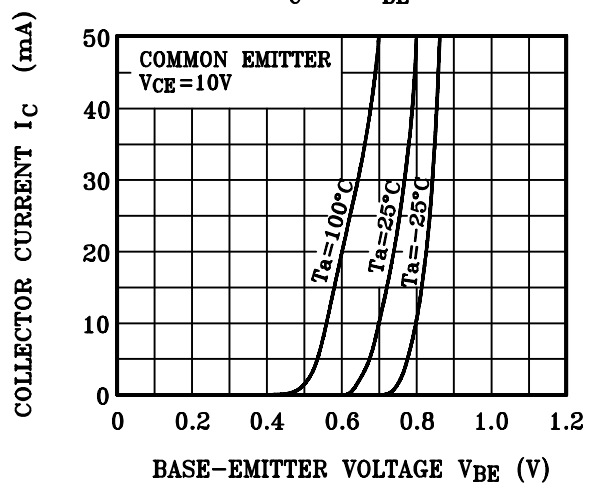
$V_{CE(sat)} - I_C$



$V_{CE(sat)} - I_C$



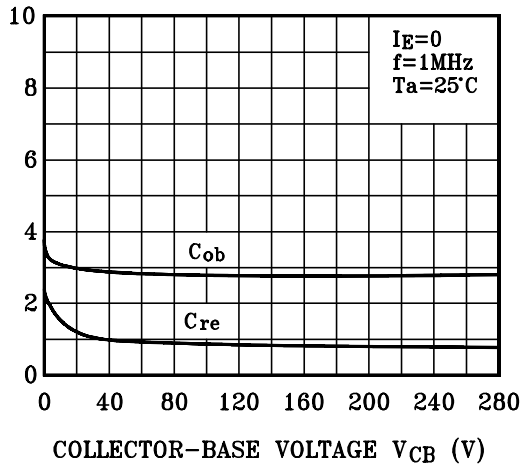
$I_C - V_{BE}$



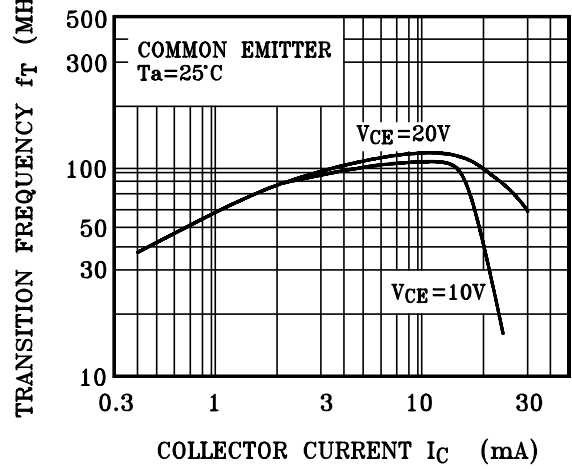
BF422

COLLECTOR OUTPUT CAPACITANCE C_{ob} (pF)
 REVERSE TRANSFER CAPACITANCE C_{re} (pF)

$C_{ob} . C_{re} - V_{CB}$

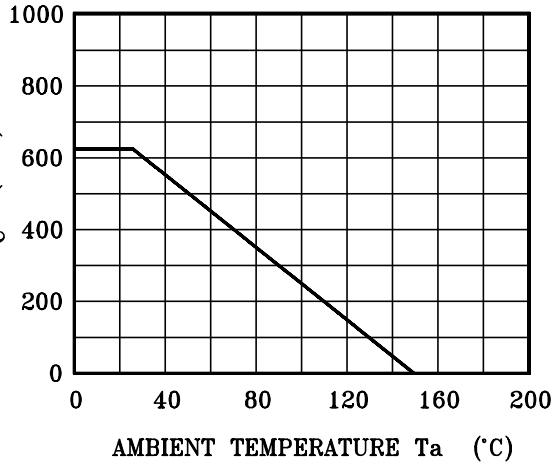


$f_T - I_C$



COLLECTOR POWER DISSIPATION P_C (mW)

$P_C - T_a$



SAFE OPERATING AREA

