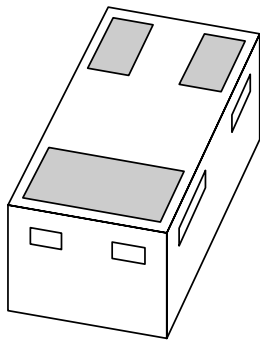


DATA SHEET



2PA1774M series **PNP general purpose transistor**

Product specification

2004 Feb 19

PNP general purpose transistor

2PA1774M series

FEATURES

- Leadless ultra small plastic package (1 mm × 0.6 mm × 0.5 mm)
- Board space 1.3 mm × 0.9 mm
- Power dissipation comparable to SOT23.

APPLICATIONS

- General purpose small signal DC
- Low and medium frequency AC applications
- Mobile communications, digital (still) cameras, PDAs, PCMCIA cards.

DESCRIPTION

PNP general purpose transistor in a SOT883 leadless ultra small plastic package.
 NPN complement: 2PC4617M series.

MARKING

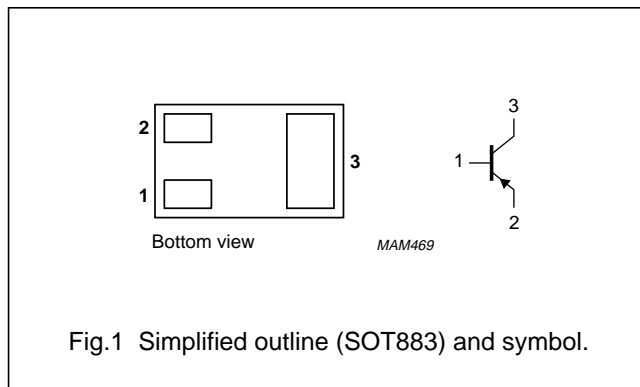
TYPE NUMBER	MARKING CODE
2PA1774QM	PB
2PA1774RM	PA
2PA1774SM	PC

QUICK REFERENCE DATA

SYMBOL	PARAMETER	MAX.	UNIT
V_{CEO}	collector-emitter voltage	-40	V
I_C	collector current (DC)	-100	mA
I_{CM}	peak collector current	-200	mA

PINNING

PIN	DESCRIPTION
1	base
2	emitter
3	collector



ORDERING INFORMATION

TYPE NUMBER	PACKAGE		
	NAME	DESCRIPTION	VERSION
2PA1774QM	-	leadless ultra small plastic package; 3 solder lands; body 1.0 x 0.6 x 0.5 mm	SOT883
2PA1774RM	-		
2PA1774SM	-		

PNP general purpose transistor

2PA1774M series

LIMITING VALUES

In accordance with the Absolute Maximum System (IEC 60134).

SYMBOL	PARAMETER	CONDITIONS	MIN.	MAX.	UNIT
V _{CBO}	collector-base voltage	open emitter	–	–50	V
V _{CEO}	collector-emitter voltage	open base	–	–40	V
V _{EBO}	emitter-base voltage	open collector	–	–5	V
I _C	collector current (DC)		–	–100	mA
I _{CM}	peak collector current		–	–200	mA
I _{BM}	peak base current		–	–100	mA
P _{tot}	total power dissipation	T _{amb} ≤ 25 °C note 1 note 2	– –	250 430	mW mW
T _{stg}	storage temperature		–65	+150	°C
T _j	junction temperature		–	150	°C
T _{amb}	operating ambient temperature		–65	+150	°C

Notes

1. Refer to SOT883 standard mounting conditions (footprint), FR4 with 60 µm copper strip line.
2. Device mounted on a FR4 printed-circuit board, single-sided copper, mounting pad for collector 1 cm².

THERMAL CHARACTERISTICS

SYMBOL	PARAMETER	CONDITIONS	VALUE	UNIT
R _{th(j-a)}	thermal resistance from junction to ambient	in free air note 1 note 2	500 290	K/W K/W

Notes

1. Refer to SOT883 standard mounting conditions (footprint), FR4 with 60 µm copper strip line.
2. Device mounted on a FR4 printed-circuit board, single-sided copper, mounting pad for collector 1 cm².

PNP general purpose transistor

2PA1774M series

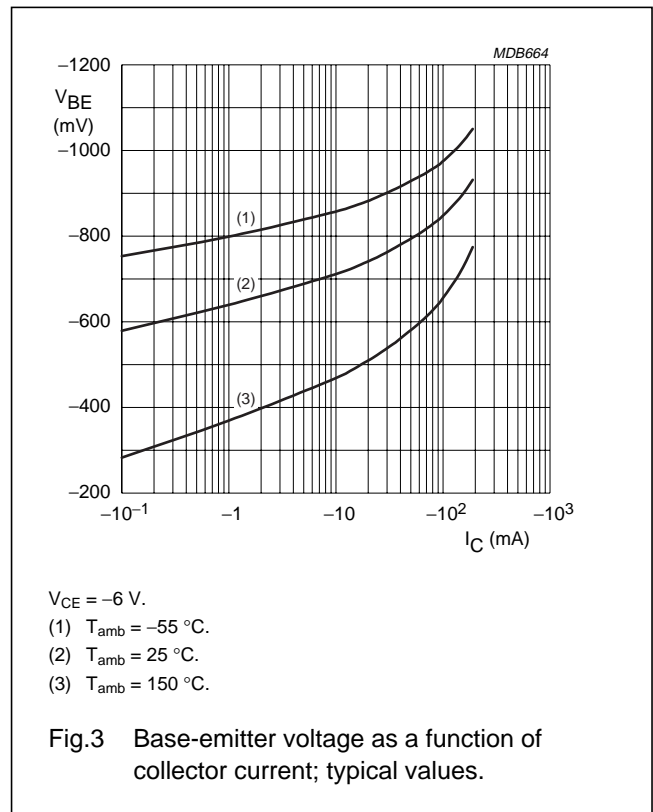
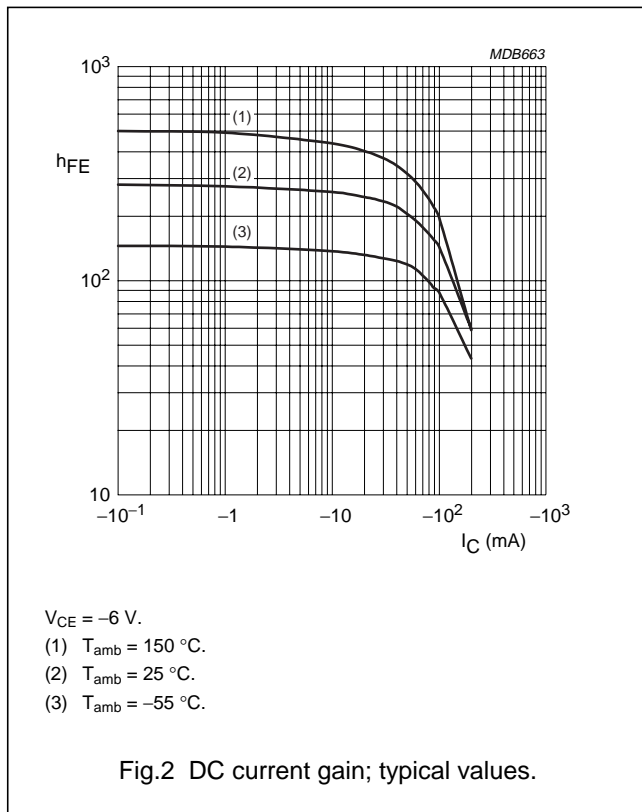
CHARACTERISTICS

T_{amb} = 25 °C unless otherwise specified.

SYMBOL	PARAMETER	CONDITIONS	MIN.	MAX.	UNIT
I _{CBO}	collector-base cut-off current	V _{CB} = -30 V; I _E = 0	-	-100	nA
		V _{CB} = -30 V; I _E = 0; T _j = 150 °C	-	-5	μA
I _{EBO}	emitter-base cut-off current	V _{EB} = -4 V; I _C = 0	-	-100	nA
h _{FE}	DC current gain 2PA1774QM 2PA1774RM 2PA1774SM	V _{CE} = -6 V; I _C = -1 mA			
				120	270
				180	390
				270	560
V _{CEsat}	collector-emitter saturation voltage	I _C = -50 mA; I _B = -5 mA; note 1	-	-200	mV
C _c	collector capacitance	I _E = i _e = 0; V _{CB} = -12 V; f = 1 MHz	-	2.2	pF
f _T	transition frequency	V _{CE} = -12 V; I _C = -2 mA; f = 100 MHz	100	-	MHz

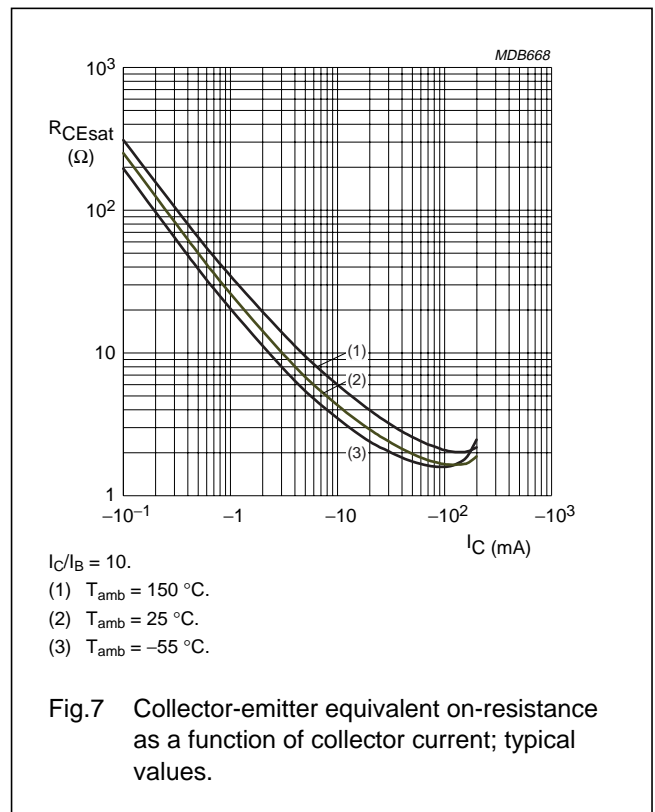
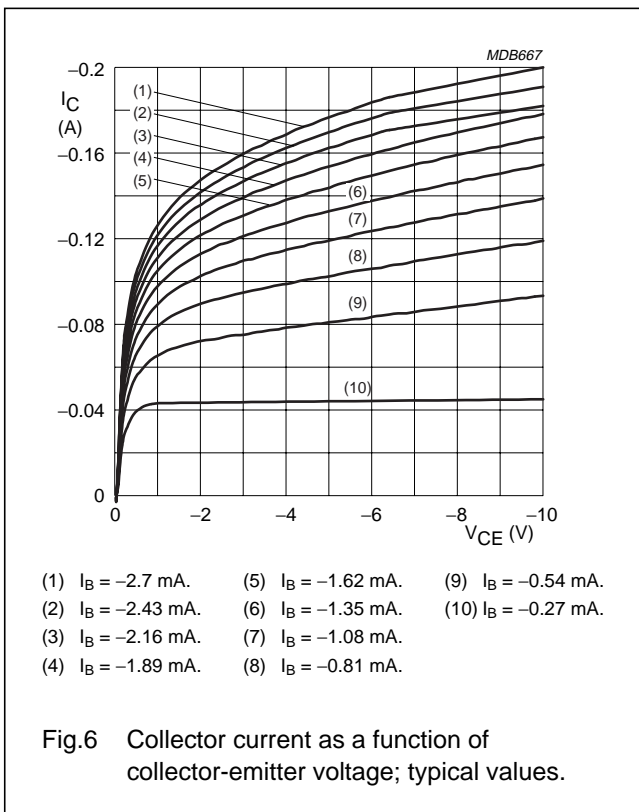
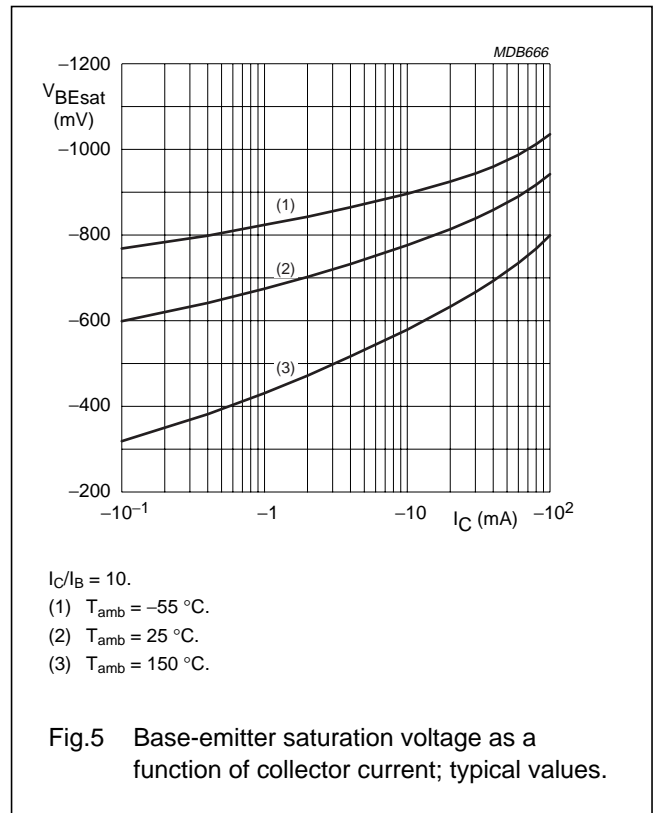
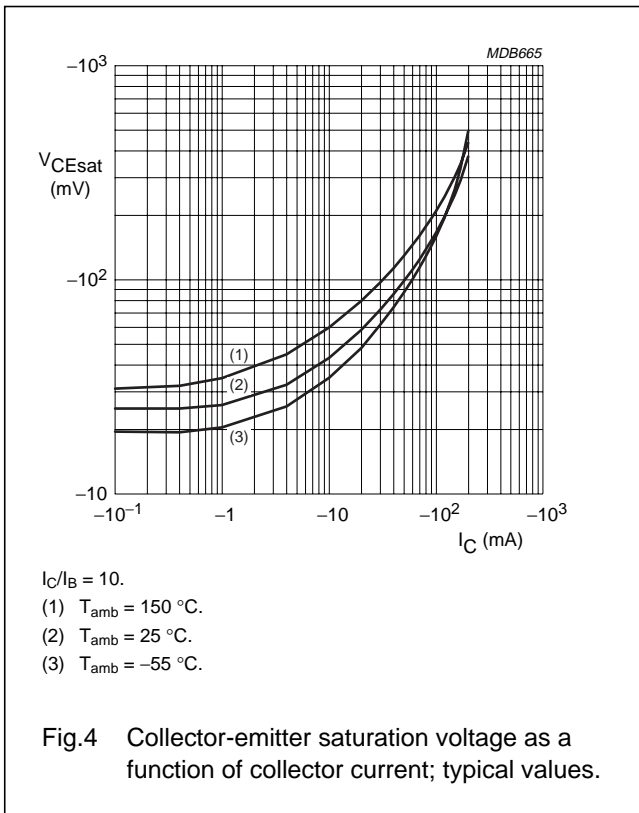
Note

1. Pulse test: t_p ≤ 300 μs; δ ≤ 0.02.



PNP general purpose transistor

2PA1774M series



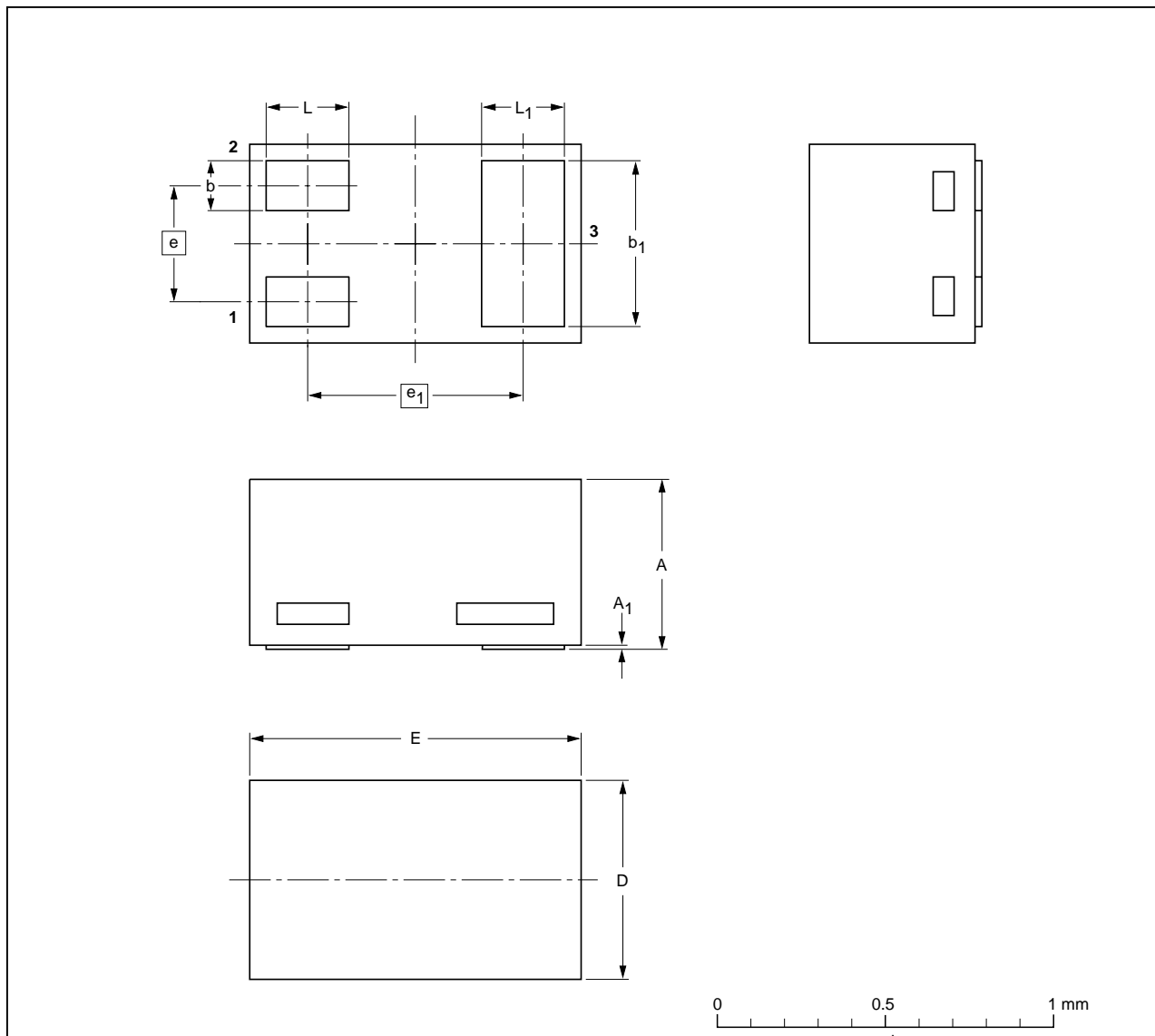
PNP general purpose transistor

2PA1774M series

PACKAGE OUTLINE

Leadless ultra small plastic package; 3 solder lands; body 1.0 x 0.6 x 0.5 mm

SOT883



DIMENSIONS (mm are the original dimensions)

UNIT	A ⁽¹⁾	A ₁ max.	b	b ₁	D	E	e	e ₁	L	L ₁
mm	0.50 0.46	0.03	0.20 0.12	0.55 0.47	0.62 0.55	1.02 0.95	0.35	0.65	0.30 0.22	0.30 0.22

Note

1. Including plating thickness

OUTLINE VERSION	REFERENCES			EUROPEAN PROJECTION	ISSUE DATE
	IEC	JEDEC	JEITA		
SOT883			SC-101		03-02-05 03-04-03

PNP general purpose transistor

2PA1774M series

DATA SHEET STATUS

LEVEL	DATA SHEET STATUS ⁽¹⁾	PRODUCT STATUS ⁽²⁾⁽³⁾	DEFINITION
I	Objective data	Development	This data sheet contains data from the objective specification for product development. Philips Semiconductors reserves the right to change the specification in any manner without notice.
II	Preliminary data	Qualification	This data sheet contains data from the preliminary specification. Supplementary data will be published at a later date. Philips Semiconductors reserves the right to change the specification without notice, in order to improve the design and supply the best possible product.
III	Product data	Production	This data sheet contains data from the product specification. Philips Semiconductors reserves the right to make changes at any time in order to improve the design, manufacturing and supply. Relevant changes will be communicated via a Customer Product/Process Change Notification (CPCN).

Notes

1. Please consult the most recently issued data sheet before initiating or completing a design.
2. The product status of the device(s) described in this data sheet may have changed since this data sheet was published. The latest information is available on the Internet at URL <http://www.semiconductors.philips.com>.
3. For data sheets describing multiple type numbers, the highest-level product status determines the data sheet status.

DEFINITIONS

Short-form specification — The data in a short-form specification is extracted from a full data sheet with the same type number and title. For detailed information see the relevant data sheet or data handbook.

Limiting values definition — Limiting values given are in accordance with the Absolute Maximum Rating System (IEC 60134). Stress above one or more of the limiting values may cause permanent damage to the device. These are stress ratings only and operation of the device at these or at any other conditions above those given in the Characteristics sections of the specification is not implied. Exposure to limiting values for extended periods may affect device reliability.

Application information — Applications that are described herein for any of these products are for illustrative purposes only. Philips Semiconductors make no representation or warranty that such applications will be suitable for the specified use without further testing or modification.

DISCLAIMERS

Life support applications — These products are not designed for use in life support appliances, devices, or systems where malfunction of these products can reasonably be expected to result in personal injury. Philips Semiconductors customers using or selling these products for use in such applications do so at their own risk and agree to fully indemnify Philips Semiconductors for any damages resulting from such application.

Right to make changes — Philips Semiconductors reserves the right to make changes in the products - including circuits, standard cells, and/or software - described or contained herein in order to improve design and/or performance. When the product is in full production (status 'Production'), relevant changes will be communicated via a Customer Product/Process Change Notification (CPCN). Philips Semiconductors assumes no responsibility or liability for the use of any of these products, conveys no licence or title under any patent, copyright, or mask work right to these products, and makes no representations or warranties that these products are free from patent, copyright, or mask work right infringement, unless otherwise specified.

Philips Semiconductors – a worldwide company

Contact information

For additional information please visit <http://www.semiconductors.philips.com>. Fax: +31 40 27 24825

For sales offices addresses send e-mail to: sales.addresses@www.semiconductors.philips.com.

© Koninklijke Philips Electronics N.V. 2004

SCA76

All rights are reserved. Reproduction in whole or in part is prohibited without the prior written consent of the copyright owner.

The information presented in this document does not form part of any quotation or contract, is believed to be accurate and reliable and may be changed without notice. No liability will be accepted by the publisher for any consequence of its use. Publication thereof does not convey nor imply any license under patent- or other industrial or intellectual property rights.

Printed in The Netherlands

R75/01/pp8

Date of release: 2004 Feb 19

Document order number: 9397 750 11698

Let's make things better.

