

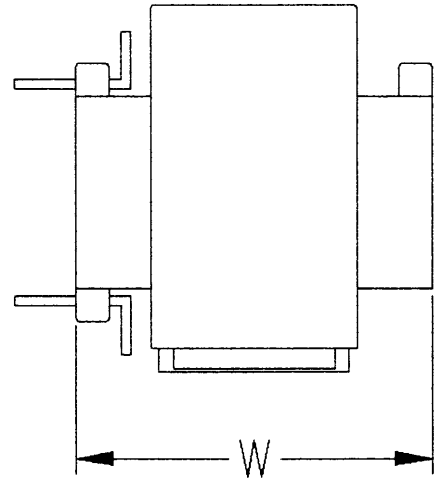
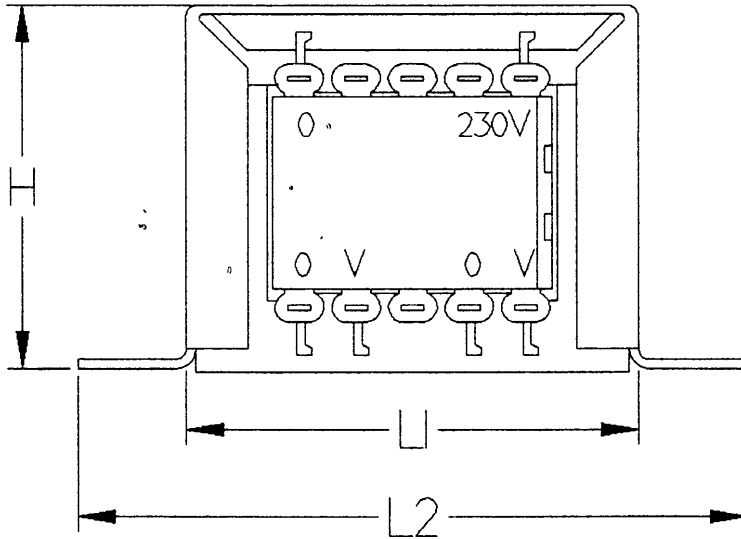
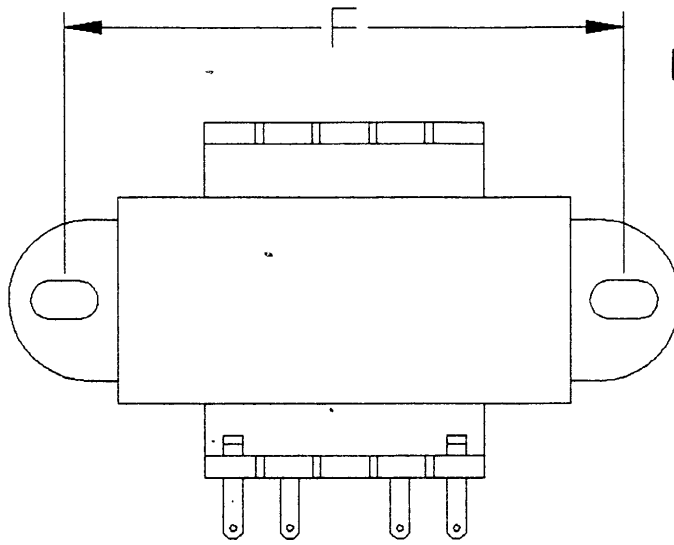
IF IN DOUBT - ASK

THIS IS A CAD DRAWING. ALL PRINTS ARE FOR REFERENCE ONLY. DO NOT AMMEND HARD COPIES. ALL CHANGES TO BE MADE TO ORIGINAL CAD DRAWING ONLY.

159-554 → 159-700
159-840 → 159-992

6VA-50VA 230V CHASSIS RANGE

159-554 to 159-700
159-840 to 159-992.



RATED VA	REG %	DIMENSIONS			FIXINGS		wt. KG
		L1/L2	W.#	H.	F	SIZE	
6	24	45/68	35.5	37.5	55	4BA	0.17
12	12	60/90	47	50	74	2BA	0.38
20	12	60/90	52	50	74	2BA	0.53
50	10	79/106	60	66	93.9	2BA	0.98

EXCLUDES TAGS



Wood End Rd,
Cranfield, Beds
MK43 0ED
Tel : 01234 750342
Fax : 01234 751804
email : engineering@
dagnall.co.uk

Third Angle Projection

General Tolerance
x - ± 0.4mm
x.x - ± 0.2mm
x.xx - ± 0.1mm

THIS DOCUMENT IS THE PROPERTY OF DAGNALL ELECTRONICS LIMITED WHICH HOLDS THE COPYRIGHT IN THE DRAWING AND ALL THE DESIGN RIGHTS IN THE PRODUCT OR COMPONENTS DESCRIBED. ANY INFORMATION SHALL NOT BE COPIED, REPRODUCED OR DIVULGED TO A THIRD PARTY NOR SHALL THE PRODUCT OR COMPONENTS DESCRIBED BE MADE, COPIED, REPRODUCED OR ITS SURFACE FINISHED TO A THIRD PARTY WITHOUT THE WRITTEN CONSENT IN WRITING OF DAGNALL ELECTRONICS LIMITED.

DRAWING NAME
OUTLINE DRAWINGS AND DATA

USED ON
6VA-50VA 230V CHASSIS RANGE

FINISH

SCALE
N.T.S.

DRAWING No
OLD-0003

ISSUE	DATE	ENG	ECN
1	02.07.98	GJS	