

Remote control photosensitive IC

RPM-600CBR Series

The RPM-600CBR Series consists of single-chip remote control photosensitive units in a compact, lightweight package made from a resin mold.

●Applications

- VTRs
- TVs
- Air Conditioners
- Audio equipment
- Others

●Features

- 1) Resin mold package enables compact size and light weight.
- 2) Built-in magnetic shield.

●Series models

Model	Center frequency
RPM - 640CBR - S	40kHz
RPM - 640CBR - L	
RPM - 638CBR - S	38kHz
RPM - 638CBR - L	
RPM - 637CBR - S	36.7kHz
RPM - 637CBR - L	

●Absolute maximum ratings (Ta=25°C)

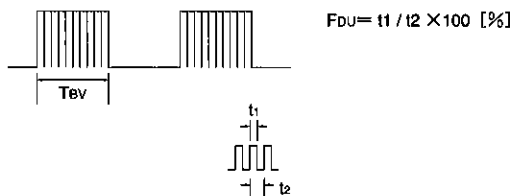
Parameter	Symbol	Limits	Unit
Power supply voltage	Vcc	6.3	V
Operating temperature	Topr	-10~+75	°C
Storage temperature	Tstg	-30~+100	°C
Solder temperature	Tsol *	260	°C

* Within 5 seconds, 3 mm from base of lead

●Recommended input conditions

Remote control transmitter

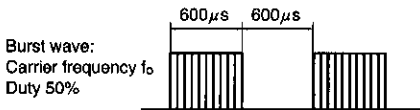
Parameter	Symbol	Min.	Typ.	Max.	Unit
Burst width	Tbv	550	600	650	μ sec
Carrier duty ratio	Fdu	45	50	50	%



●Electrical and optical characteristics (Ta = 25°C)

Parameter	Symbol	Min.	Typ.	Max.	Unit	Conditions
Operating voltage	V _{CC}	4.5	5.0	5.5	V	
Current consumption	I _{CC}	—	—	3.0	mA	No external light, no input
Direction length	L	8	15	—	m	
"H" voltage	V _H	4.5	—	—	V	Burst wave shown in illustration below transmitted using standard Rohm transmitter
"L" voltage	V _L	—	—	0.5	V	
ON pulse width	T _{ON}	400	600	800	μS	
OFF pulse width	T _{OFF}	400	600	800	μS	
Center frequency	f ₀	—	*	—	kHz	
Directional characteristics	θ 80%	—	33	—	deg	Horizontal direction
	θ 80%	—	14	—	deg	Perpendicular direction

* Three types: 40, 38, 36.7; satisfies ON/OFF pulse width within 20 cm to direction length.



●Electrical and optical characteristics curves

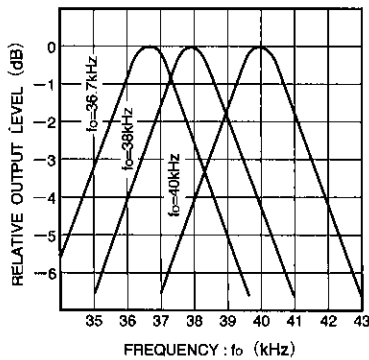


Fig. 1 B.P.F. characteristic

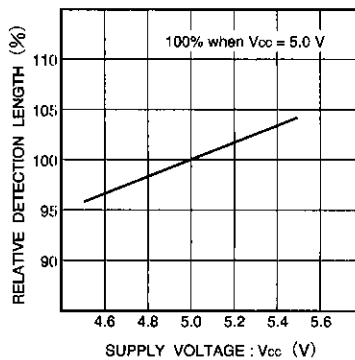


Fig. 2 Supply voltage vs. relative direction length characteristic

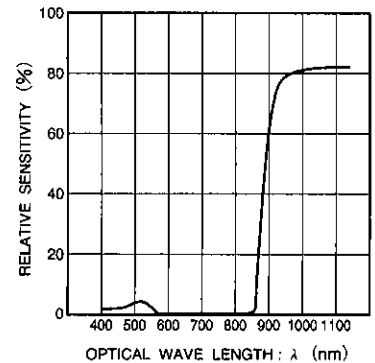


Fig. 3 Package transmittance (measured on flat board at t = 3.5 mm)

● Directional characteristics

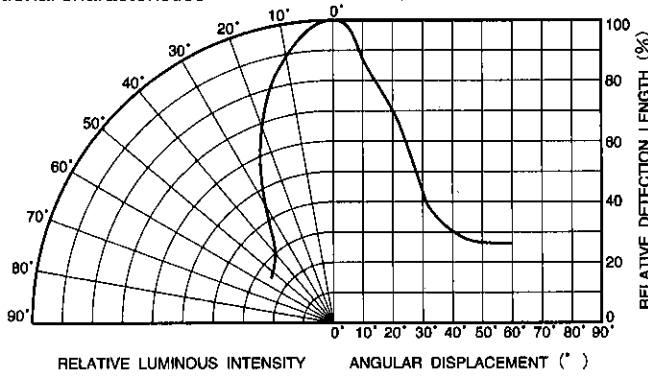


Fig. 4 Directional characteristic in vertical direction

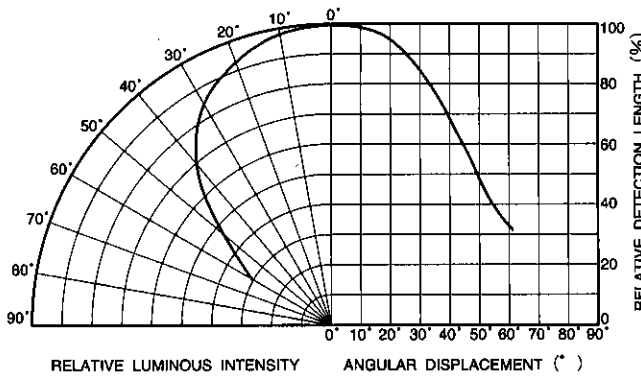
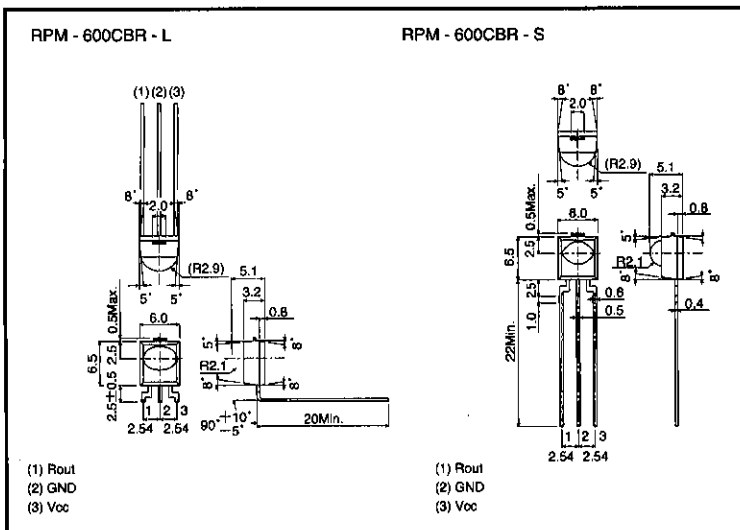


Fig. 5 Directional characteristic in horizontal direction

● External dimensions (Units: mm)



Notes

- The contents described in this catalogue are correct as of March 1997.
- No unauthorized transmission or reproduction of this book, either in whole or in part, is permitted.
- The contents of this book are subject to change without notice. Always verify before use that the contents are the latest specifications. If, by any chance, a defect should arise in the equipment as a result of use without verification of the specifications, ROHM CO., LTD., can bear no responsibility whatsoever.
- Application circuit diagrams and circuit constants contained in this data book are shown as examples of standard use and operation. When designing for mass production, please pay careful attention to peripheral conditions.
- Any and all data, including, but not limited to application circuit diagrams, information, and various data, described in this catalogue are intended only as illustrations of such devices and not as the specifications for such devices. ROHM CO., LTD., disclaims any warranty that any use of such device shall be free from infringement of any third party's intellectual property rights or other proprietary rights, and further, assumes absolutely no liability in the event of any such infringement, or arising from or connected with or related to the use of such devices.
- Upon the sale of any such devices; other than for the buyer's right to use such devices itself, resell or otherwise dispose of the same; no express or implied right or license to practice or commercially exploit any intellectual property rights or other proprietary rights owned or controlled by ROHM CO., LTD., is granted to any such buyer.
- The products in this manual are manufactured with silicon as the main material.
- The products in this manual are not of radiation resistant design.

The products listed in this catalogue are designed to be used with ordinary electronic equipment or devices (such as audio-visual equipment, office-automation equipment, communications devices, electrical appliances, and electronic toys). Should you intend to use these products with equipment or devices which require an extremely high level of reliability and the malfunction of which would directly endanger human life (such as medical instruments, transportation equipment, aerospace machinery, nuclear-reactor controllers, fuel controllers, or other safety devices) please be sure to consult with our sales representatives in advance.

- Notes when exporting
 - It is essential to obtain export permission when exporting any of the above products when it falls under the category of strategic material (or labor) as determined by foreign exchange or foreign trade control laws.
 - Please be sure to consult with our sales representatives to ascertain whether any product is classified as a strategic material.