



### Features


- ◇ For RF SAW filter
- ◇ Single-ended operation
- ◇ Ceramic Surface Mount Package
- ◇ Small size
- ◇ No matching required for operation at 50Ω
- ◇ RoHS compliant (2002/95/EC), Pb-free

### Specifications

Parameter	Unit	Minimum	Typical	Maximum
Center Frequency	MHz	-	836.5	-
Insertion Loss(824~849MHz)	dB	-	2.5	3.5
1.5 dB Bandwidth	MHz	25	29.57	-
3 dB Bandwidth	MHz	34.8	35.25	-
Passband variation(824~849MHz)	dB	-	0.6	1.5
Ultimate Rejection	DC~800MHz	dB	40	-
	869~925MHz	dB	31	-
	925~2000MHz	dB	35	-
Material Temperature coefficient	KHz/°C	-26.78		
Substrate Material	-	42LT		
Ambient Temperature	°C	25		
Operating Temperature Range	°C	-40	-	+85
Storage Temperature Range	°C	-45	-	+105
DC Voltage	V	0		
Input Power	dBm	-	-	10
ESD Class	-	1A		
Package Size	SMD3.0*3.0			

#### Notes:

1. All specifications are based on the test circuit shown;
2. In production, all specifications are measured by Agilent Network analyzer and full 2 port calibration at room temperature;
3. Electrical margin has been built into the design to account for the variations due to temperature drift and manufacturing tolerances;
4. This is the optimum impedance in order to achieve the performance show.

	<b>SIPAT Co., Ltd.</b> ( CETC No.26 Research Institute ) #14 Nanping Huayuan Road, Chongqing, China, 400060	Part Number	LBT83703	
		Rev. Date	2009-09-28	
		Ver.	1.0	Page

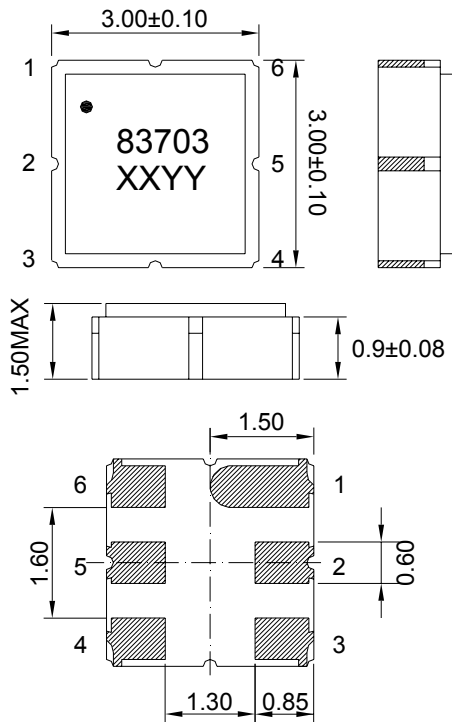
### Matching Configuration



Source/Load Impedance=50 ohm

Notes - Component values may change depending on board layout.

### Package Dimension



#### Pad Configuration:

Input: 2  
Output: 5  
Ground: All Others

#### Marking Configuration:

1) •: Pad Number 1 Index  
2) 83703: Part Number  
3) XXYY: Date(Year/month)

Package: SMD3.0\*3.0

Unit: mm



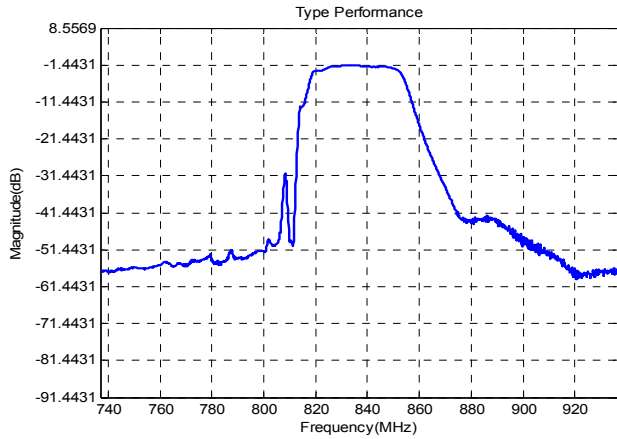
**SIPAT Co., Ltd.**  
( CETC No.26 Research Institute )  
#14 Nanping Huayuan Road,  
Chongqing, China, 400060

Part Number	LBT83703	
Rev. Date	2009-09-28	
Ver.	1.0	Page 2/3



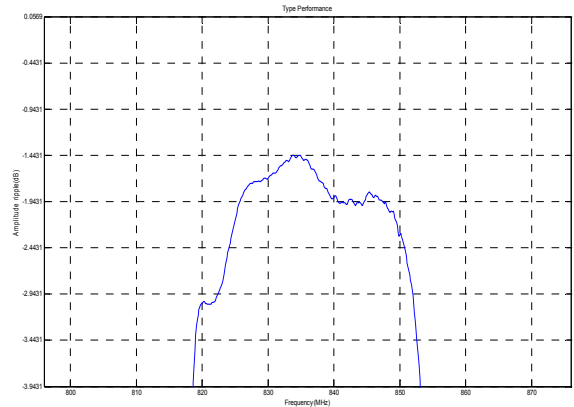
Typical Performance

Frequency Respond



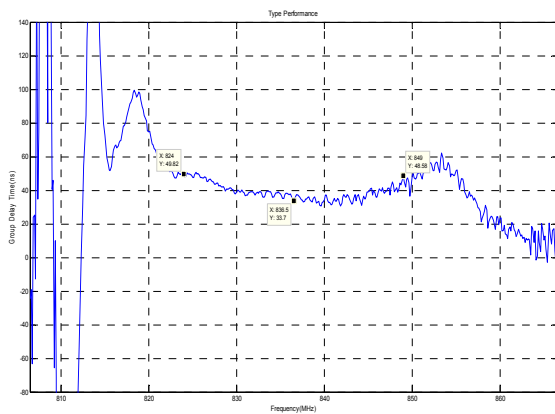
Horizontal: 20MHz/Div Vertical: 10dB/Div

Passband Respond



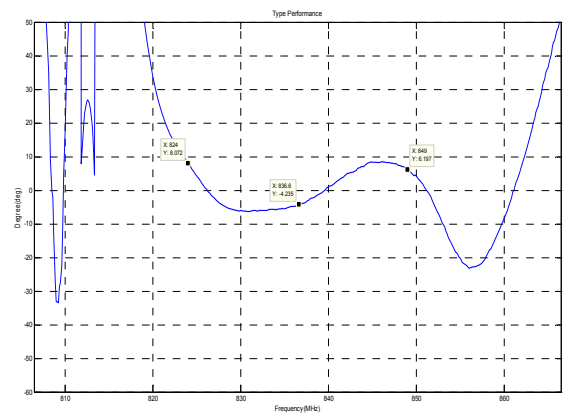
Horizontal: 10MHz/Div Vertical: 0.5dB/Div

Group Delay Variation( $f_0 \pm 12.5$ MHz)



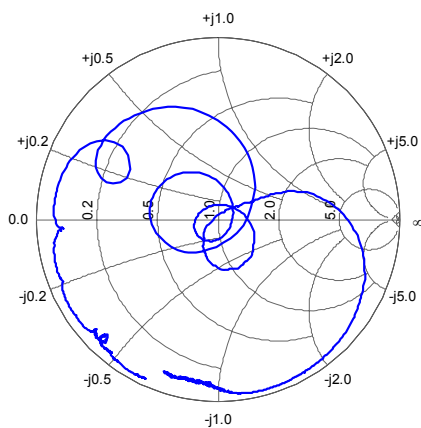
Horizontal: 10MHz/Div Vertical: 20ns/Div

Phase Linearity( $f_0 \pm 12.5$ MHz)

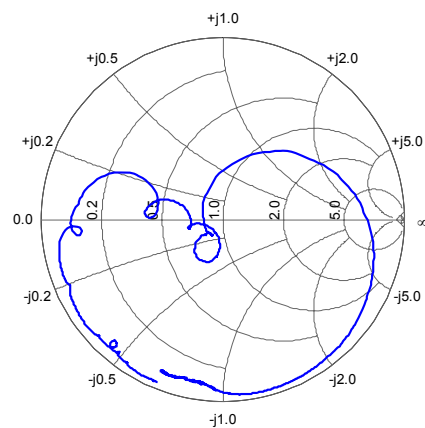


Horizontal: 10MHz/Div Vertical: 10deg/Div

Smith Chart S11



Smith Chart S22



SIPAT Co., Ltd.  
( CETC No.26 Research Institute )  
#14 Nanping Huayuan Road,  
Chongqing, China, 400060

Part Number	LBT83703	
Rev. Date	2009-09-28	
Ver.	1.0	Page 3/3