

**PLEASE CHECK WWW.MOLEX.COM FOR LATEST PART INFORMATION**

**Part Number:** [0873683024](#)  
**Status:** **Active**  
**Description:** 2.00mm (.079") Pitch Milli-Grid™ Receptacle, Surface Mount, Side Entry, 0.38µm (15µ") Gold (Au) Plating, 30 Circuits, Leadfree

**Documents:**

[3D Model](#)  
[Drawing \(PDF\)](#)

[RoHS Certificate of Compliance \(PDF\)](#)

**Agency Certification**

CSA LR19980  
 UL E29179

**General**

Product Family PCB Receptacles  
 Series [87368](#)  
 Application Board-to-Board  
 Product Literature Order No 987650-1991  
 Product Name Milli-Grid™

**Physical**

Circuits (Loaded) 30  
 Color - Resin Black  
 Durability (mating cycles max) 25  
 Flammability 94V-0  
 Glow-Wire Compliant No  
 Lock to Mating Part None  
 Material - Plating Mating Gold  
 Material - Plating Termination Tin  
 Material - Resin Nylon  
 Number of Rows 2  
 Orientation Right Angle  
 PCB Locator Yes  
 PCB Retention Yes  
 Packaging Type Tube  
 Pitch - Mating Interface (in) 0.079 In  
 Pitch - Mating Interface (mm) 2.00 mm  
 Plating min: Mating (µin) 15.2  
 Plating min: Mating (µm) 0.38  
 Plating min: Termination (µin) 101.6  
 Plating min: Termination (µm) 2.54  
 Polarized to PCB Yes  
 Surface Mount Compatible (SMC) N/A  
 Temperature Range - Operating -55°C to +105°C  
 Termination Interface: Style Surface Mount

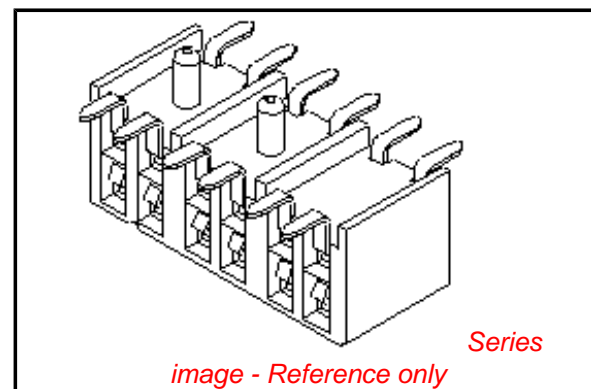
**Electrical**

Current - Maximum per Contact 1A  
 Voltage - Maximum 125V

**Solder Process Data**

Duration at Max. Process Temperature (seconds) 14  
 Lead-free Process Capability Reflow Capable (SMT only)  
 Max. Cycles at Max. Process Temperature 1  
 Process Temperature max. C 265

**Material Info**



**EU RoHS**

**ELV and RoHS Compliant**  
**REACH SVHC**  
 Not Reviewed  
**Halogen-Free Status**  
**Not Reviewed**

**China RoHS**



**Need more information on product environmental compliance?**

Email [productcompliance@molex.com](mailto:productcompliance@molex.com)  
 For a multiple part number RoHS Certificate of Compliance, [click here](#)

Please visit the [Contact Us](#) section for any non-product compliance questions.

**Search Parts in this Series**

[87368Series](#)

**Mates With**

[87758](#) Vertical Through Hole PCB Headers,  
[87759](#) Vertical Surface Mount PCB Headers,  
[87760](#) Right Angle Through Hole PCB Headers

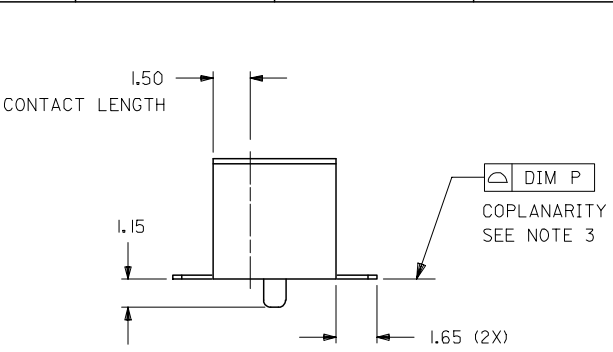
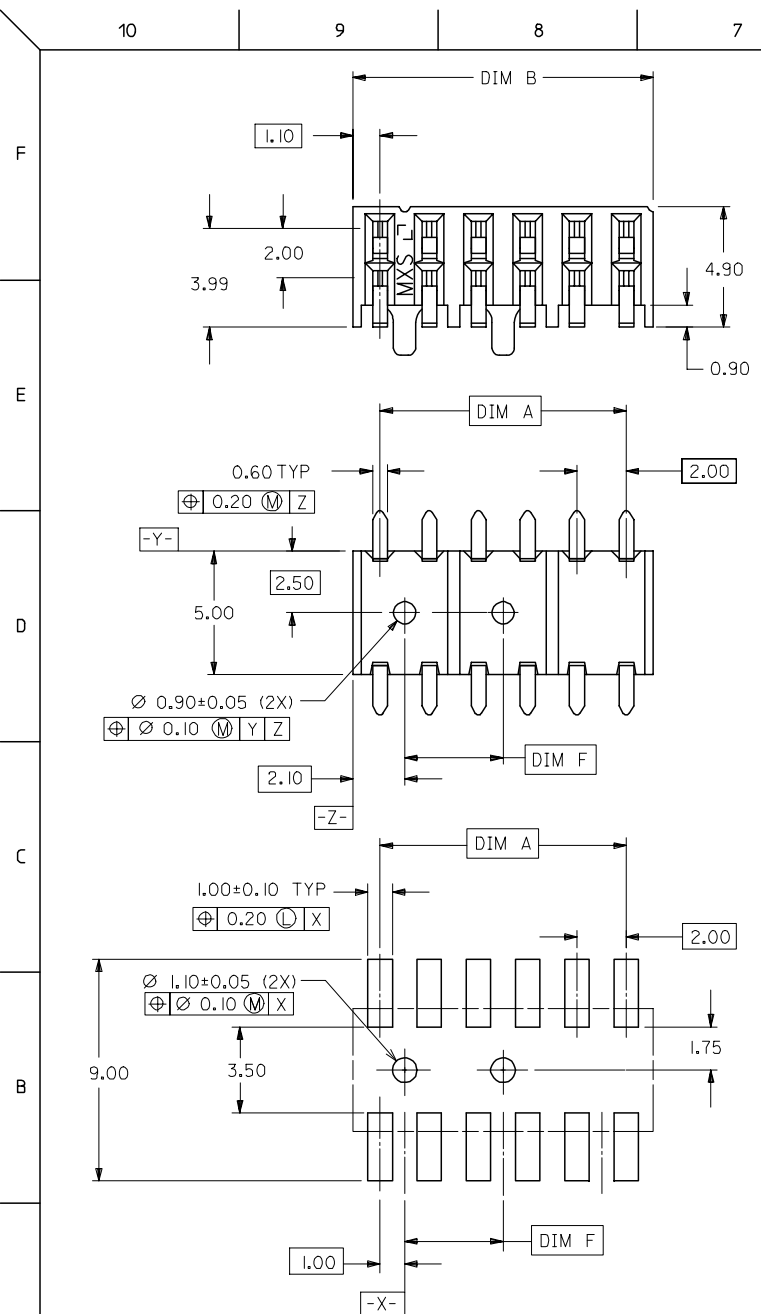
**Reference - Drawing Numbers**

Sales Drawing

SD-87368-\*\*20

This document was generated on 05/04/2010

**PLEASE CHECK [WWW.MOLEX.COM](http://WWW.MOLEX.COM) FOR LATEST PART INFORMATION**

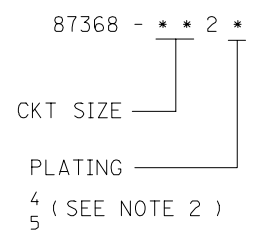


NOTE:

- 1) 12 CIRCUIT SIZE SHOWN FOR ILLUSTRATION ONLY. SEE CHART FOR AVAILABLE PART SIZES.
- 2) PLATING FINISH:
  - 4 - 0.38um/15uin MIN. GOLD IN CONTACT AREA  
2.54um/100uin MIN. TIN IN SOLDER TAIL AREA  
BOTH OVER 1.27um/50uin MIN. NICKEL OVERALL
  - 5 - 0.76um/30uin MIN. GOLD IN CONTACT AREA  
2.54um/100uin MIN. TIN IN SOLDER TAIL AREA  
BOTH OVER 1.27um/50uin MIN. NICKEL OVERALL
- 3) COPLANARITY OF SOLDER TAIL IS TO BE MEASURED BY RESTING THE PART ON A FLAT GAUGE SURFACE.
- 4) RECOMMENDED PC BOARD THICKNESS IS 1.60 ± 0.10mm.
- 5) PRODUCT SPECIFICATION PS-87264 APPLIES.
- 6) PART MATEABLE TO ALL MILLI-GRID HEADERS WITH MATING PIN LENGTH BETWEEN 2.50mm AND 4.20mm
- 7) PARTS SHALL BE PACKED IN MOISTURE BARRIER BAG.

PART NUMBER	CKT. SIZE	DIM A	DIM B	DIM F	DIM P
87368-082*	8	6.00	8.20	4.00	0.10
87368-102*	10	8.00	10.20	4.00	0.10
87368-122*	12	10.00	12.20	4.00	0.13
87368-142*	14	12.00	14.20	6.00	0.13
87368-162*	16	14.00	16.20	8.00	0.13
87368-182*	18	16.00	18.20	10.00	0.13
87368-202*	20	18.00	20.20	12.00	0.13
87368-222*	22	20.00	22.20	14.00	0.13
87368-242*	24	22.00	24.20	16.00	0.15
87368-262*	26	24.00	26.20	18.00	0.15
87368-282*	28	26.00	28.20	20.00	0.15
87368-302*	30	28.00	30.20	22.00	0.15
87368-322*	32	30.00	32.20	24.00	0.15
87368-342*	34	32.00	34.20	26.00	0.15
87368-362*	36	34.00	36.20	28.00	0.15
87368-382*	38	36.00	38.20	30.00	0.15
87368-402*	40	38.00	40.20	32.00	0.15
87368-422*	42	40.00	42.20	34.00	0.15
87368-442*	44	42.00	44.20	36.00	0.15
87368-462*	46	44.00	46.20	38.00	0.15
87368-482*	48	46.00	48.20	40.00	0.15
87368-502*	50	48.00	50.20	42.00	0.15

PART NO. LEGEND



RECOMMENDED P.C. BOARD LAYOUT

ADD NOTE 7. EC NO: S2008-0335 DRWNS:KANG 2007/11/27 CHKD:ATSEE 2007/11/30 APPR:MLONG 2007/12/03	QUALITY SYMBOLS	GENERAL TOLERANCES (UNLESS SPECIFIED)	DIMENSION STYLE MM ONLY	SCALE NTS	DESIGN UNITS METRIC	THIRD ANGLE PROJECTION
	▽=0 ∇=0	mm INCH	DRAWN BY DATE	TITLE	MGRID 2MM DUAL ROW SIDE ENTRY RECEPT., SMT MOLEX INCORPORATED	
		4 PLACES ± --- ± --- 3 PLACES ± --- ± --- 2 PLACES ± 0.20 ± --- 1 PLACE ± --- ± ---	JACK 1992/06/12 CHECKED BY DATE TAY 1992/09/24			
		ANGULAR ± 3°	APPROVED BY DATE	ROX 1992/09/25	DOCUMENT NO. SD-87368-***20	SHEET NO. 1 OF 1

DRAFT WHERE APPLICABLE  
MUST REMAIN  
WITHIN DIMENSIONS

SEE TABLE

THIS DRAWING CONTAINS INFORMATION THAT IS PROPRIETARY TO MOLEX INCORPORATED AND SHOULD NOT BE USED WITHOUT WRITTEN PERMISSION