



BAT54TW / ADW / CDW / SDW / DW

SURFACE MOUNT SCHOTTKY DIODE ARRAYS

VOLTAGE 30 Volts **POWER** 225mWatts

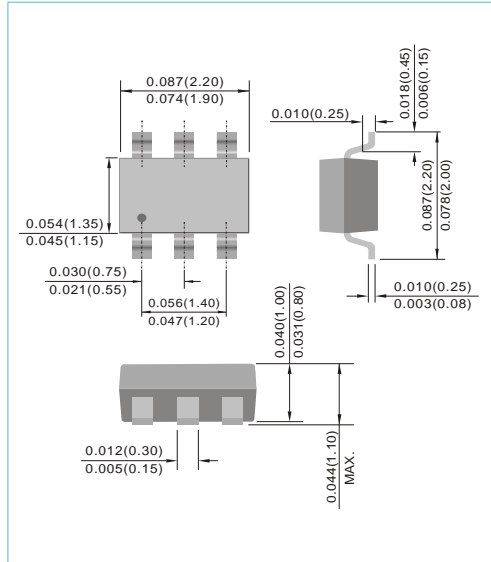
SOT-363 Unit : inch(mm)

FEATURES

- Isolated diode arrays for significant board space savings
- Surface mount package ideally suited for automatic insertion
- Extremely Fast Switching Speed
- Very Low VF: 0.347V (Typ) at IF = 10mA
- In compliance with EU RoHS 2002/95/EC directives

MECHANICAL DATA

- Case: SOT-363 plastic
- Terminals: Solderable per MIL-STD-750, Method 2026
- Approx. Weight: 0.0002 ounce, 0.006 gram



ABSOLUTE RATINGS (each diode)

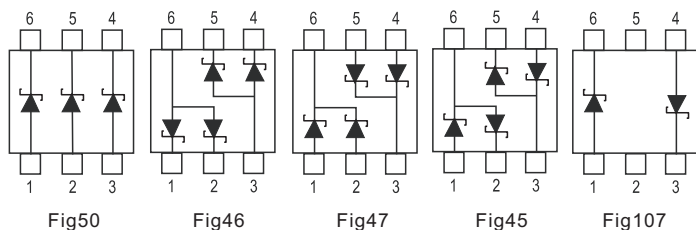
Parameter	Symbol	BAT54TW	BAT54ADW	BAT54CDW	BAT54SDW	BAT54DW	Units
Marking Code	-	L4	L42	L43	L44	L41	-
Maximum Reverse Voltage	V_R	30					V
Peak Reverse Voltage	V_{RRM}	30					V
Continuous Forward Current	I_F	0.2					A
Circuit Figure	-	Fig 50	Fig 46	Fig 47	Fig 45	Fig 107	-

THERMAL CHARACTERISTICS

Parameter	Symbol	Value	Units
Power Dissipation (Note 1)	P_{TOT}	225	mW
Thermal Resistance, Junction to Ambient (Note 1)	$R_{\theta JA}$	550	$^{\circ}C/W$
Thermal Resistance, Junction to Lead	$R_{\theta JL}$	220	$^{\circ}C/W$
Junction Temperature	T_J	-55 to 125	$^{\circ}C$
Storage Temperature	T_{STG}	-55 to 150	$^{\circ}C$

NOTE:

- FR-4 Board Minimum pad.





BAT54TW / ADW / CDW / SDW / DW

ELECTRICAL CHARACTERISTICS (each diode) (TA=25°C, unless otherwise noted)

Parameter	Symbol	Test Condition	MIN.	TYP.	MAX.	Units
Reverse Breakdown Voltage	$V_{(BR)}$	$I_R=100 \mu A$	30			V
Reverse Current	I_R	$V_R=25 V$			2.0	μA
Forward Voltage	V_F	$I_F=0.1mA$ $I_F=1.0mA$ $I_F=10mA$ $I_F=30mA$ $I_F=100mA$			0.24 0.32 0.40 0.50 1.00	V
Total Capacitance	C_T	$V_R=1V, f=1.0MHz$			10	pF

ELECTRICAL CHARACTERISTICS CURVES

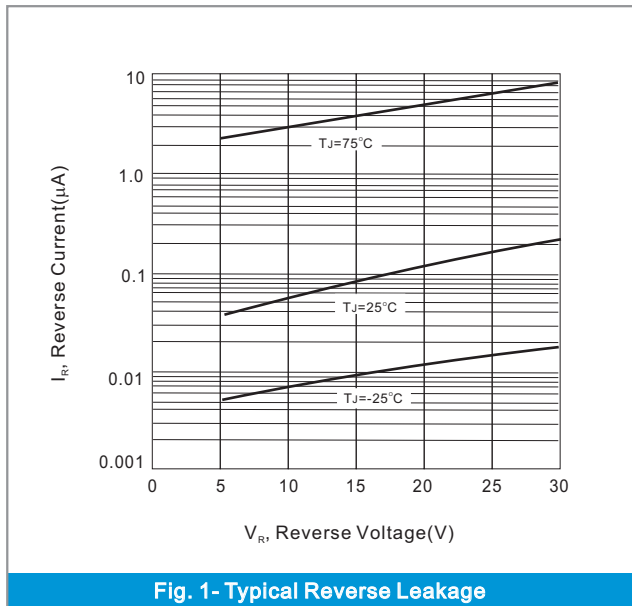


Fig. 1- Typical Reverse Leakage

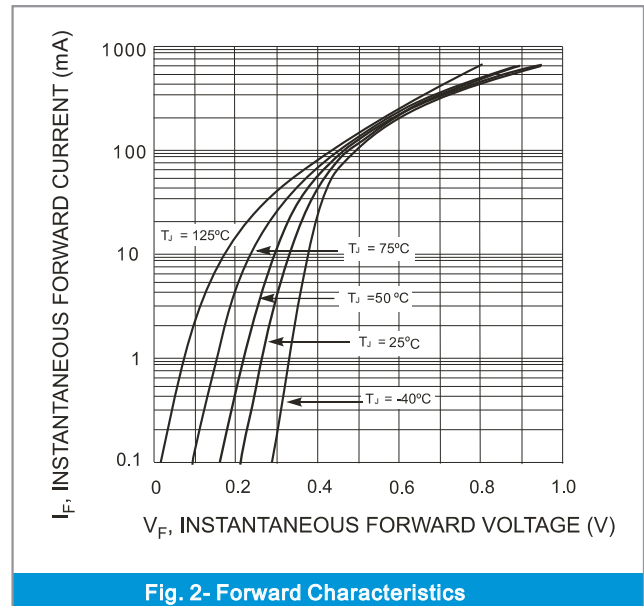


Fig. 2- Forward Characteristics

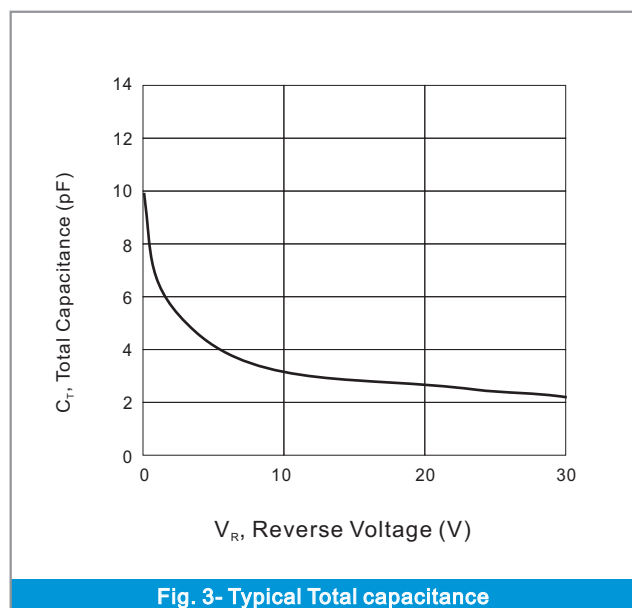
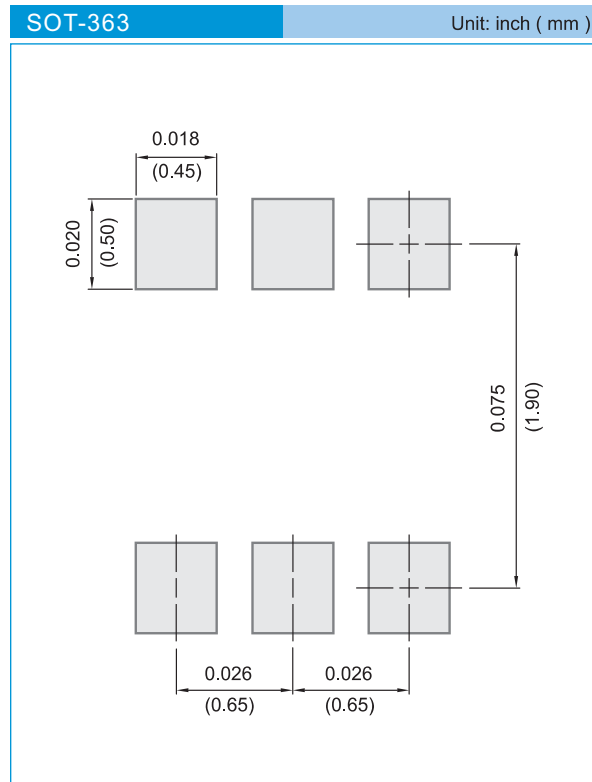


Fig. 3- Typical Total capacitance



BAT54TW / ADW / CDW / SDW / DW

MOUNTING PAD LAYOUT



ORDER INFORMATION

- Packing information
T/R - 10K per 13" plastic Reel
T/R - 3K per 7" plastic Reel

LEGAL STATEMENT

Copyright PanJit International, Inc 2011

The information presented in this document is believed to be accurate and reliable. The specifications and information herein are subject to change without notice. Pan Jit makes no warranty, representation or guarantee regarding the suitability of its products for any particular purpose. Pan Jit products are not authorized for use in life support devices or systems. Pan Jit does not convey any license under its patent rights or rights of others.