

PLEASE CHECK WWW.MOLEX.COM FOR LATEST PART INFORMATION

Part Number: [0873401823](#)
Status: **Active**
Description: 2.00mm (.079") Pitch Milli-Grid™ Receptacle, Surface Mount (Very Low Profile), Top Entry, with Locating Pegs, 0.76µm (30µ") Gold (Au) Plating, 18 Circuits, Lead-free, Tube

Documents:

[3D Model](#) [Product Specification PS-87340 \(PDF\)](#)
[Drawing \(PDF\)](#) [RoHS Certificate of Compliance \(PDF\)](#)

Agency Certification

CSA LR19980
 UL E29179

General

Product Family PCB Receptacles
 Series [87340](#)
 Application Board-to-Board
 Product Literature Order No 987650-1991
 Product Name Milli-Grid™

Physical

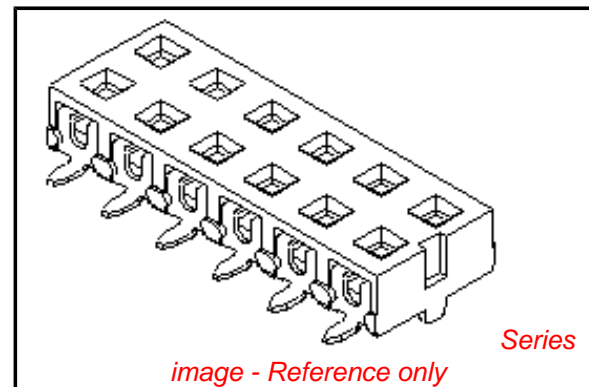
Circuits (Loaded) 18
 Color - Resin Black
 Durability (mating cycles max) 25
 Flammability 94V-0
 Glow-Wire Compliant No
 Lock to Mating Part Yes
 Material - Metal Phosphor Bronze
 Material - Plating Mating Gold
 Material - Plating Termination Tin
 Material - Resin High Temperature Thermoplastic
 Number of Rows 2
 Orientation Vertical
 PCB Locator Yes
 PCB Retention None
 PCB Thickness Recommended (mm) 0.80 mm
 Packaging Type Tube
 Pitch - Mating Interface (in) 0.079 In
 Pitch - Mating Interface (mm) 2.00 mm
 Plating min: Mating (µin) 30
 Plating min: Mating (µm) 0.76
 Plating min: Termination (µin) 76
 Plating min: Termination (µm) 1.9
 Polarized to Mating Part No
 Polarized to PCB No
 Surface Mount Compatible (SMC) N/A
 Temperature Range - Operating -55°C to +105°C
 Termination Interface: Style Surface Mount

Electrical

Current - Maximum per Contact 1A
 Voltage - Maximum 125V

Solder Process Data

Lead-free Process Capability Reflow Capable (SMT only)
 Process Temperature max. C 260



EU RoHS

ELV and RoHS Compliant
REACH SVHC Contains SVHC: No
Halogen-Free Status
Not Reviewed

China RoHS



Need more information on product environmental compliance?

Email productcompliance@molex.com
 For a multiple part number RoHS Certificate of Compliance, [click here](#)

Please visit the [Contact Us](#) section for any non-product compliance questions.

Search Parts in this Series

[87340Series](#)

Mates With

[87759](#) Vertical, Surface Mount, Stackable PCB Headers, [87760](#) Right Angle, Through Hole, Stackable PCB Headers, [87758](#) Vertical, Through Hole, Stackable PCB Headers

Material Info

Reference - Drawing Numbers

Product Specification

Sales Drawing

PS-87340

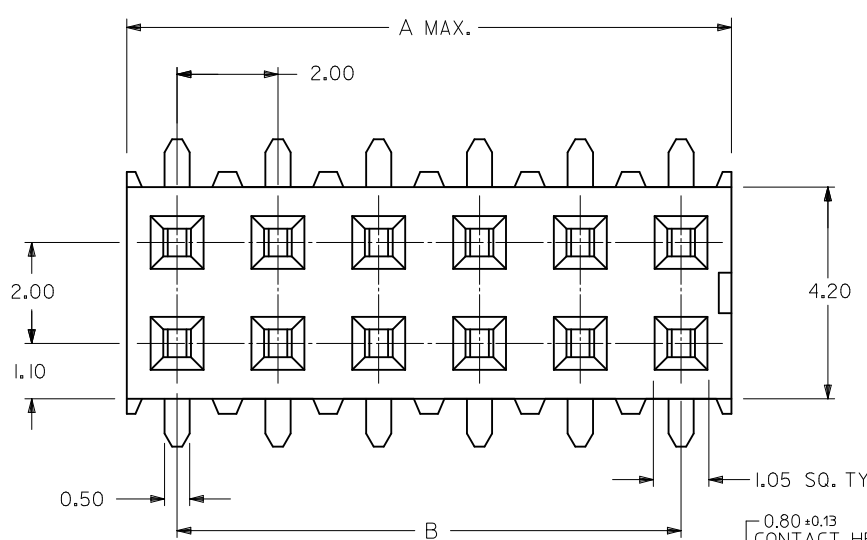
SD-87340-**01

This document was generated on 05/03/2010

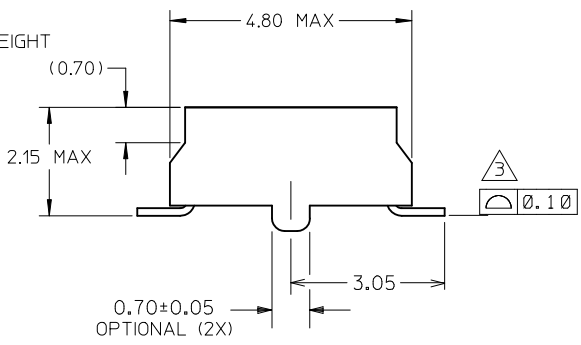
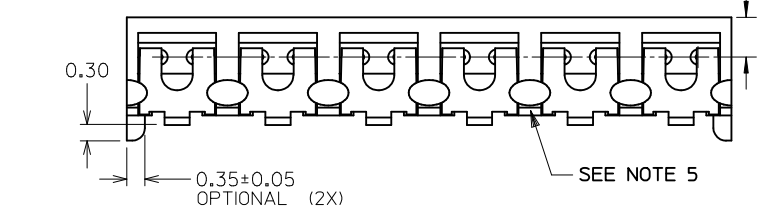
PLEASE CHECK WWW.MOLEX.COM FOR LATEST PART INFORMATION

10 9 8 7 6 5 4 3 2 1

| PART NO. IN TUBE | CKT. SIZE | DIM. B | DIM. A |
|------------------|-----------|--------|--------|
| 87340-04** | 4 | 2.00 | 4.00 |
| 87340-06** | 6 | 4.00 | 6.00 |
| 87340-08** | 8 | 6.00 | 8.00 |
| 87340-10** | 10 | 8.00 | 10.00 |
| 87340-12** | 12 | 10.00 | 12.00 |
| 87340-14** | 14 | 12.00 | 14.00 |
| 87340-16** | 16 | 14.00 | 16.00 |
| 87340-18** | 18 | 16.00 | 18.00 |
| 87340-20** | 20 | 18.00 | 20.00 |

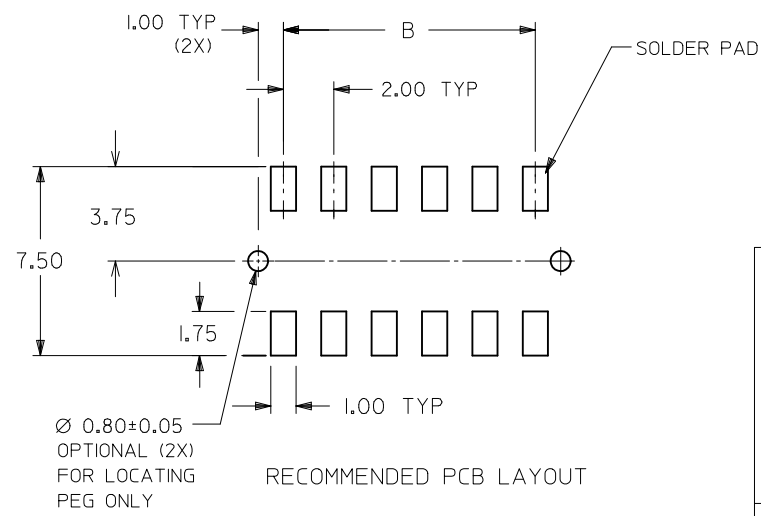


NOTES:
 1. 12 CIRCUIT SIZE SHOWN FOR ILLUSTRATION ONLY. SEE CHART FOR AVAILABLE PART SIZES.
 2. PLATING FINISH:
 3 & 8 - 0.76um/30uin MIN. GOLD IN CONTACT AREA
 1.90um/75uin MIN. TIN IN SOLDER TAIL AREA BOTH OVER 1.30um/50uin MIN. NICKEL OVERALL
 4 & 9 - 0.38um/15uin MIN. GOLD IN CONTACT AREA
 1.90um/75uin MIN. TIN IN SOLDER TAIL AREA BOTH OVER 1.30um/50uin MIN. NICKEL OVERALL
 3. COPLANARITY OF SOLDER TAIL IS TO BE MEASURED BY RESTING THE PART ON A FLAT GAUGE SURFACE.
 4. PRODUCT SPECIFICATION PS-87340 APPLIES.
 5. THIS AREA OF PART TO BE HEAT STAKED TO RETAIN CONTACTS.
 6. PART IS MATEABLE TO ALL MILLI-GRID HEADERS WITH MINIMUM PIN LENGTHS OF 1.90mm FOR TOP ENTRY.



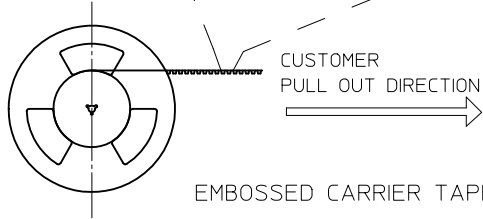
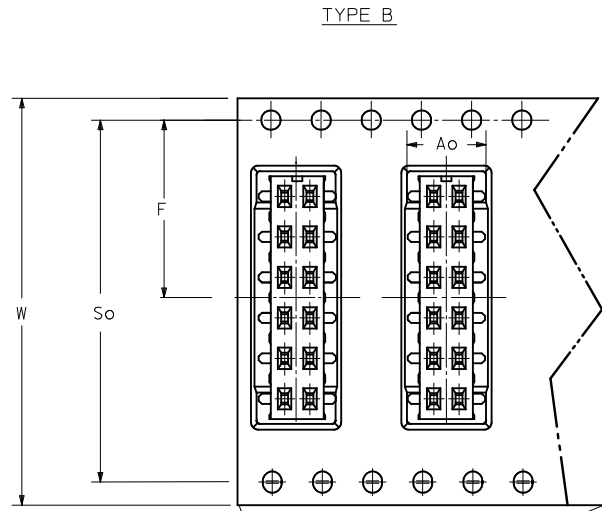
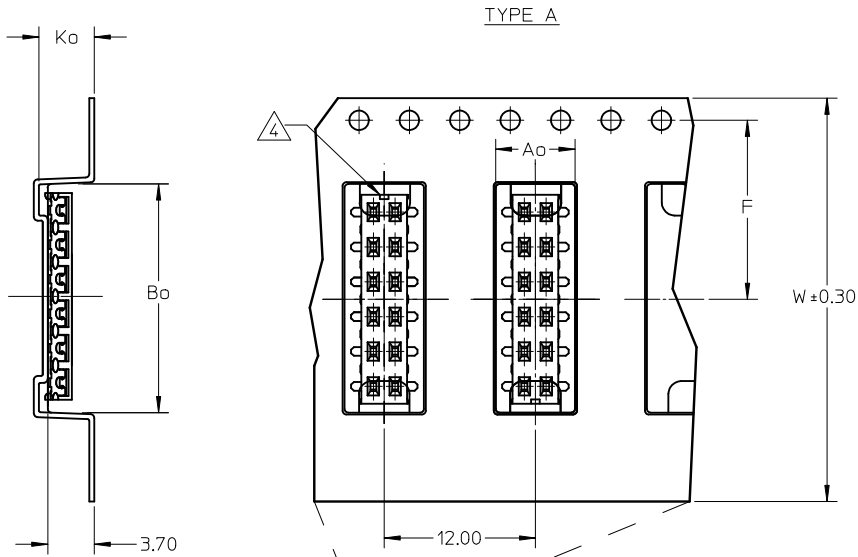
PART NO. LEGEND
 87340 - * * * *
 CIRCUIT SIZE
 PACKAGING & PLATING
 3 - (TUBE WITH 0.76um MIN GOLD)
 4 - (TUBE WITH 0.38um MIN GOLD)
 8 - (T&R WITH 0.76um MIN GOLD)
 9 - (T&R WITH 0.38um MIN GOLD)

1 - WITHOUT LOCATING PEGS (HOUSING - BLACK)
 2 - WITH LOCATING PEGS (HOUSING - BLACK)
 5 - WITHOUT LOCATING PEGS (HOUSING - NATURAL)
 6 - WITH LOCATING PEGS (HOUSING - NATURAL)

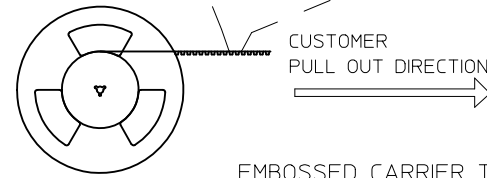


| ADD T&R OPTION EC NO: S2010-0879 DRWN:SKANG 2010/04/22 CHKD:ATSEE 2010/04/26 APPR:MLONG 2010/04/27 | QUALITY SYMBOLS F _A =0 F _G =0 F _P =0 | GENERAL TOLERANCES (UNLESS SPECIFIED) | | DIMENSION STYLE | SCALE | DESIGN UNITS | THIRD ANGLE PROJECTION |
|--|--|---|--------|-----------------|-------------------|------------------|---|
| | | mm | INCH | MM ONLY | NTS | METRIC | |
| L4 | DESCRIPTION | 4 PLACES | ± --- | ± --- | DRAWN BY JKACHL I | DATE 1991/07/02 | TITLE MGRID VLPR II, 2MM DUAL ROW TOP ENTRY RECEPT., SMT MOLEX INCORPORATED |
| | | 3 PLACES | ± --- | ± --- | CHECKED BY JNG | DATE 1991/07/09 | |
| | | 2 PLACES | ± 0.20 | ± --- | APPROVED BY MLONG | DATE 2009/11/24 | |
| | | 1 PLACE | ± --- | ± --- | MATERIAL NO. | DOCUMENT NO. | |
| | | ANGULAR ± 3 ° | | SEE TABLE | SD-87340-**-01 | SHEET NO. 1 OF 3 | |
| DRAFT WHERE APPLICABLE MUST REMAIN WITHIN DIMENSIONS | | THIS DRAWING CONTAINS INFORMATION THAT IS PROPRIETARY TO MOLEX INCORPORATED AND SHOULD NOT BE USED WITHOUT WRITTEN PERMISSION | | | | | |

9 8 7 6 5 4 3 2 1



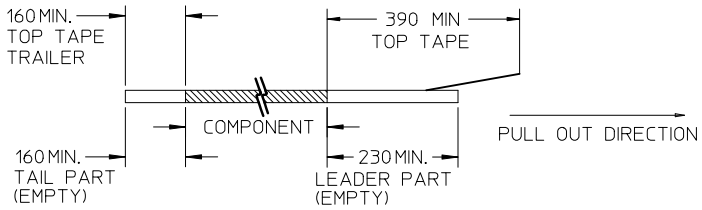
EMBOSSED CARRIER TAPE WITH DIMENSIONS



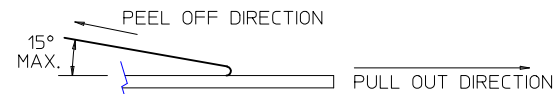
EMBOSSED CARRIER TAPE WITH DIMENSIONS

NOTES:

1. LEADER AND TRAILER TAPE



2. PEELING OFF FORCE OF THE TOP TAPE: 20-80gf. (PEELING DIRECTION AS SHOWN IN FOLLOWING FIGURE)



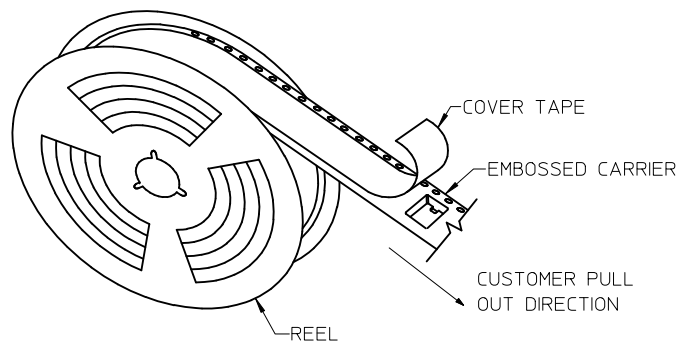
3. PACKAGING STANDARD IS AS PER EIA-481.

4. NO FIX ORIENTATION OF ASSEMBLY PART IN T&R.

5. TAPE & REEL QUANTITY : TBA

| | | | | | | | | |
|---|--|-------------------|---|---|-----------------|---------------------|--------------|--|
| ADD T&R OPTION EC NO: S2010-0879 DRWN:SKANG CHKD:ATSEE APPR:MLONG | 2010/04/22 2010/04/26 2010/04/27 | DESCRIPTION L4 | QUALITY SYMBOLS | GENERAL TOLERANCES (UNLESS SPECIFIED) | DIMENSION STYLE | SCALE | DESIGN UNITS | THIRD ANGLE PROJECTION |
| | | | $F_{\Delta} = 0$ $F_{\sigma} = 0$ $F_{\beta} = 0$ | mm INCH 4 PLACES ± --- ± --- 3 PLACES ± --- ± --- 2 PLACES ± 0.20 ± --- 1 PLACE ± --- ± --- ANGULAR ± 3 ° | MM ONLY | NTS | METRIC | MGRID VLPR II, 2MM DUAL ROW TOP ENTRY RECEPT., SMT MOLEX INCORPORATED |
| | | | DRAWN BY: JKACHL I CHECKED BY: JNG APPROVED BY: MLONG | DATE: 1991/07/02 DATE: 1991/07/09 DATE: 2009/11/24 | TITLE | DOCUMENT NO. | | |
| | | | DRAFT WHERE APPLICABLE MUST REMAIN WITHIN DIMENSIONS | SEE TABLE | SD-87340-**-01 | SHEET NO. 2 OF 3 | | |

| PART NO. IN TUBE | PART NO. TAPE/REEL | CKT SIZE | Ao | Bo | F | W | Ko | So |
|---------------------|-----------------------|----------|------|-------|-------|-------|------|-------|
| 87340-1014 | 87340-1019 | 10 | 6.70 | 10.40 | 11.50 | 24.00 | 5.30 | - |
| 87340-1613 | 87340-1618 | 16 | 6.60 | 16.30 | 11.50 | 24.00 | 4.40 | - |
| 87340-1424 | 87340-1429 | 14 | 6.60 | 14.40 | 11.50 | 24.00 | 4.40 | - |
| 87340-1813 | 87340-1818 | 18 | 6.60 | 18.40 | 14.20 | 32.00 | 4.40 | 28.40 |
| 87340-1814 | 87340-1819 | 18 | 6.60 | 18.40 | 14.20 | 32.00 | 4.40 | 28.40 |
| 87340-2024 | 87340-2029 | 20 | 6.60 | 20.30 | 20.20 | 44.00 | 5.40 | 40.40 |



TAPE AND REEL ASSEMBLY SHOWN IS FOR ILLUSTRATION ONLY.

| | | | | | | | |
|---|-----------------|--|----------------------|-------------------|---|--|------------------------|
| ADD T&R OPTION EC NO: S2010-0879 DRWN:SKANG 2010/04/22 CHKD:ATSEE 2010/04/26 APPR:MLONG 2010/04/27 | QUALITY SYMBOLS | GENERAL TOLERANCES (UNLESS SPECIFIED) | | DIMENSION STYLE | SCALE | DESIGN UNITS | THIRD ANGLE PROJECTION |
| | $F_A=0$ | mm | INCH | MM ONLY | NTS | METRIC | |
| | $F_C=0$ | 4 PLACES ± --- ± --- | 3 PLACES ± --- ± --- | DRAWN BY JKACHL I | DATE 1991/07/02 | TITLE | |
| | $F_P=0$ | 2 PLACES ± 0.20 ± --- | 1 PLACE ± --- ± --- | CHECKED BY JNG | DATE 1991/07/09 | MGRID VLPR II, 2MM DUAL ROW TOP ENTRY RECEPT., SMT | |
| | ANGULAR ± 3 ° | DRAFT WHERE APPLICABLE MUST REMAIN WITHIN DIMENSIONS | | APPROVED BY MLONG | DATE 2009/11/24 | MOLEX INCORPORATED | |
| | | | | MATERIAL NO. | DOCUMENT NO. | SHEET NO. | |
| | | | | SEE TABLE | SD-87340-**01 | 3 OF 3 | |
| | | | | SIZE A3 | THIS DRAWING CONTAINS INFORMATION THAT IS PROPRIETARY TO MOLEX INCORPORATED AND SHOULD NOT BE USED WITHOUT WRITTEN PERMISSION | | |