

PLEASE CHECK WWW.MOLEX.COM FOR LATEST PART INFORMATION

Part Number: [0873400824](#)
Status: **Active**
Description: 2.00mm (.079") Pitch Milli-Grid™ Receptacle, Surface Mount (Very Low Profile), Top Entry, with Locating Pegs, 0.38µm (15µ") Gold (Au) Plating, 8 Circuits, Lead-free, Tube

Documents:

[3D Model](#) [Product Specification PS-87340 \(PDF\)](#)
[Drawing \(PDF\)](#) [RoHS Certificate of Compliance \(PDF\)](#)

Agency Certification

CSA LR19980
 UL E29179

General

Product Family PCB Receptacles
 Series [87340](#)
 Application Board-to-Board
 Product Literature Order No 987650-1991
 Product Name Milli-Grid™

Physical

Circuits (Loaded) 8
 Color - Resin Black
 Durability (mating cycles max) 25
 Flammability 94V-0
 Glow-Wire Compliant No
 Lock to Mating Part Yes
 Material - Metal Phosphor Bronze
 Material - Plating Mating Gold
 Material - Plating Termination Tin
 Material - Resin High Temperature Thermoplastic
 Number of Rows 2
 Orientation Vertical
 PCB Locator Yes
 PCB Retention None
 PCB Thickness Recommended (mm) 0.80 mm
 Packaging Type Tube
 Pitch - Mating Interface (in) 0.079 In
 Pitch - Mating Interface (mm) 2.00 mm
 Plating min: Mating (µin) 15
 Plating min: Mating (µm) 0.38
 Plating min: Termination (µin) 76
 Plating min: Termination (µm) 1.9
 Polarized to Mating Part No
 Polarized to PCB No
 Surface Mount Compatible (SMC) N/A
 Temperature Range - Operating -55°C to +105°C
 Termination Interface: Style Surface Mount

Electrical

Current - Maximum per Contact 1A
 Voltage - Maximum 125V

Solder Process Data

Duration at Max. Process Temperature (seconds) 14
 Lead-free Process Capability Reflow Capable (SMT only)
 Max. Cycles at Max. Process Temperature 1

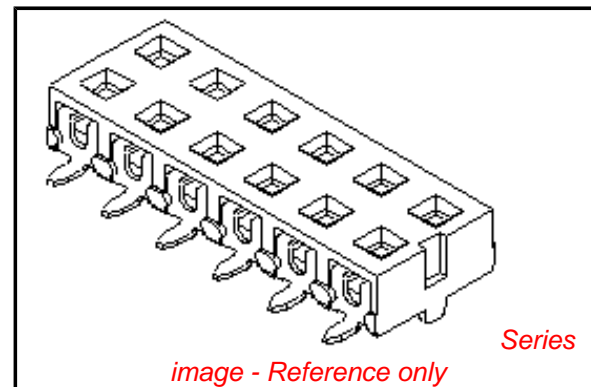


image - Reference only

EU RoHS

ELV and RoHS Compliant
REACH SVHC Contains SVHC: No
Halogen-Free Status

China RoHS



Need more information on product environmental compliance?

Email productcompliance@molex.com
 For a multiple part number RoHS Certificate of Compliance, [click here](#)

Please visit the [Contact Us](#) section for any non-product compliance questions.

Search Parts in this Series

[87340Series](#)

Mates With

[87759](#) Vertical, Surface Mount, Stackable PCB Headers, [87760](#) Right Angle, Through Hole, Stackable PCB Headers, [87758](#) Vertical, Through Hole, Stackable PCB Headers

Process Temperature max. C

265

Material Info

Reference - Drawing Numbers

Product Specification

PS-87340

Sales Drawing

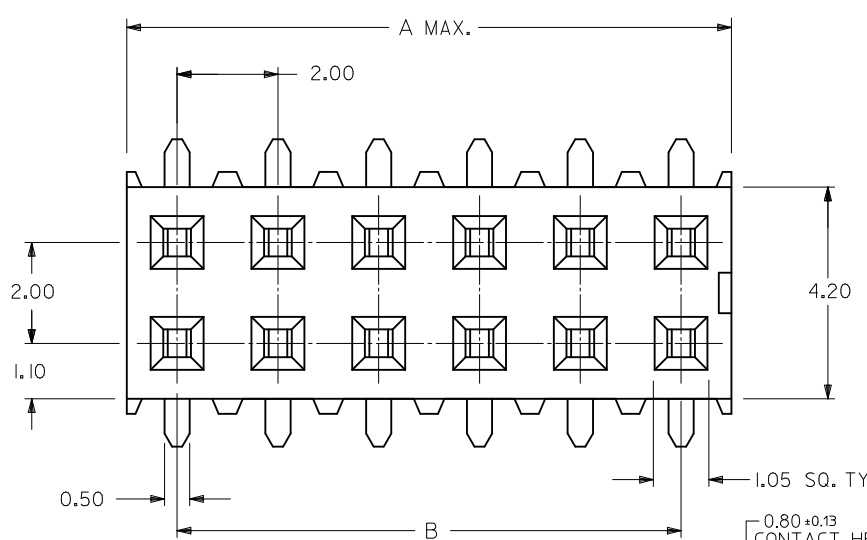
SD-87340-**01

This document was generated on 05/03/2010

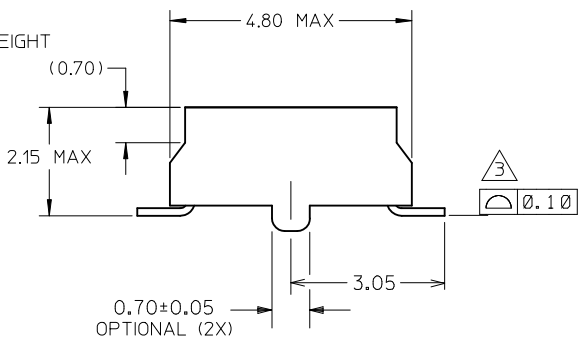
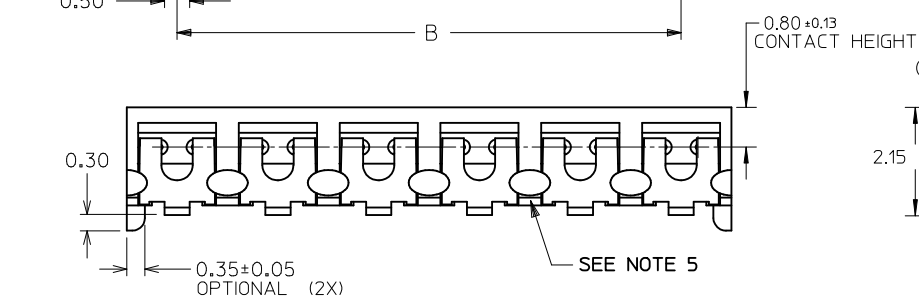
PLEASE CHECK WWW.MOLEX.COM FOR LATEST PART INFORMATION

10 9 8 7 6 5 4 3 2 1

PART NO. IN TUBE	CKT. SIZE	DIM. B	DIM. A
87340-04**	4	2.00	4.00
87340-06**	6	4.00	6.00
87340-08**	8	6.00	8.00
87340-10**	10	8.00	10.00
87340-12**	12	10.00	12.00
87340-14**	14	12.00	14.00
87340-16**	16	14.00	16.00
87340-18**	18	16.00	18.00
87340-20**	20	18.00	20.00

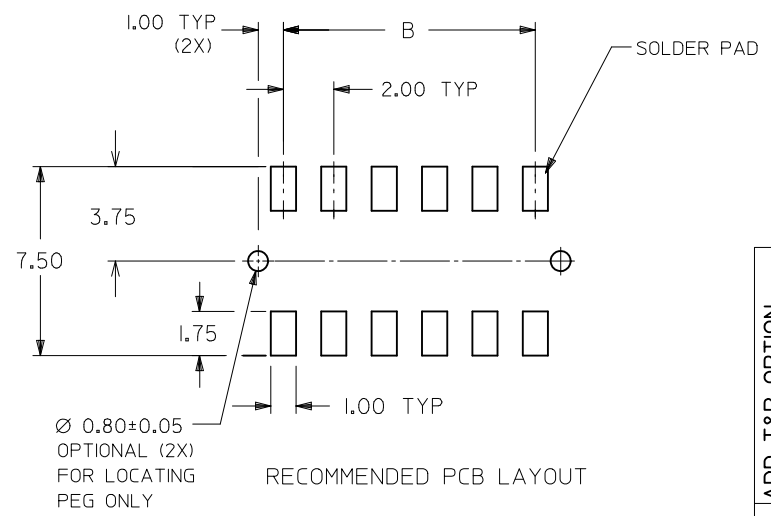


NOTES:
 1. 12 CIRCUIT SIZE SHOWN FOR ILLUSTRATION ONLY. SEE CHART FOR AVAILABLE PART SIZES.
 2. PLATING FINISH:
 3 & 8 - 0.76um/30uin MIN. GOLD IN CONTACT AREA
 1.90um/75uin MIN. TIN IN SOLDER TAIL AREA BOTH OVER 1.30um/50uin MIN. NICKEL OVERALL
 4 & 9 - 0.38um/15uin MIN. GOLD IN CONTACT AREA
 1.90um/75uin MIN. TIN IN SOLDER TAIL AREA BOTH OVER 1.30um/50uin MIN. NICKEL OVERALL
 3. COPLANARITY OF SOLDER TAIL IS TO BE MEASURED BY RESTING THE PART ON A FLAT GAUGE SURFACE.
 4. PRODUCT SPECIFICATION PS-87340 APPLIES.
 5. THIS AREA OF PART TO BE HEAT STAKED TO RETAIN CONTACTS.
 6. PART IS MATEABLE TO ALL MILLI-GRID HEADERS WITH MINIMUM PIN LENGTHS OF 1.90mm FOR TOP ENTRY.



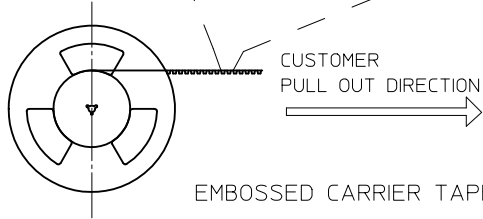
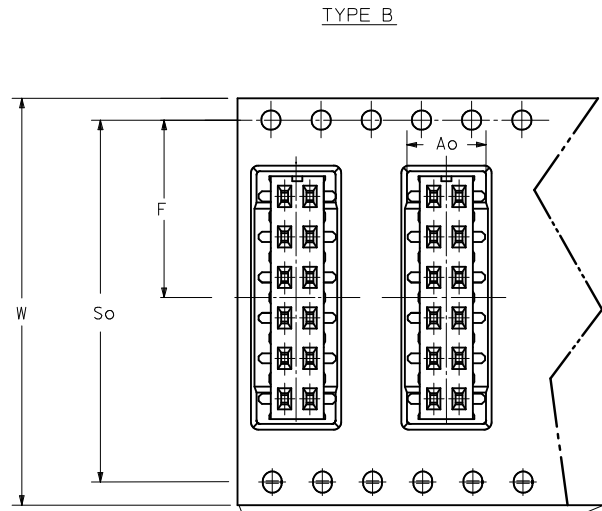
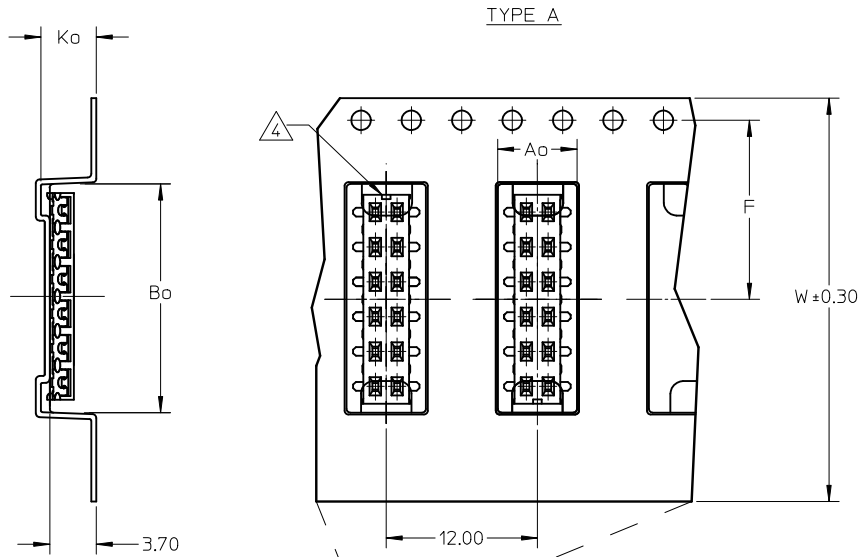
PART NO. LEGEND
 87340 - * * * *
 CIRCUIT SIZE
 PACKAGING & PLATING
 3 - (TUBE WITH 0.76um MIN GOLD)
 4 - (TUBE WITH 0.38um MIN GOLD)
 8 - (T&R WITH 0.76um MIN GOLD)
 9 - (T&R WITH 0.38um MIN GOLD)

1 - WITHOUT LOCATING PEGS (HOUSING - BLACK)
 2 - WITH LOCATING PEGS (HOUSING - BLACK)
 5 - WITHOUT LOCATING PEGS (HOUSING - NATURAL)
 6 - WITH LOCATING PEGS (HOUSING - NATURAL)

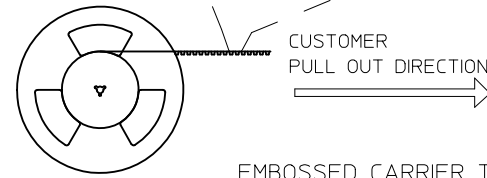


ADD T&R OPTION EC NO: S2010-0879 DRWN:SKANG 2010/04/22 CHKD:ATSEE 2010/04/26 APPR:MLONG 2010/04/27	QUALITY SYMBOLS ▽ _A =0 ▽ _B =0 ▽ _P =0	GENERAL TOLERANCES (UNLESS SPECIFIED)		DIMENSION STYLE	SCALE	DESIGN UNITS	THIRD ANGLE PROJECTION
		mm	INCH	MM ONLY	NTS	METRIC	
L4	DESCRIPTION	4 PLACES	± ---	± ---	DRAWN BY JKACHL I	DATE 1991/07/02	TITLE MGRID VLPR II, 2MM DUAL ROW TOP ENTRY RECEPT., SMT MOLEX INCORPORATED
		3 PLACES	± ---	± ---	CHECKED BY JNG	DATE 1991/07/09	
		2 PLACES	± 0.20	± ---	APPROVED BY MLONG	DATE 2009/11/24	
		1 PLACE	± ---	± ---	MATERIAL NO.	DOCUMENT NO.	
		ANGULAR ± 3 °		SEE TABLE	SD-87340-**-01	SHEET NO. 1 OF 3	
DRAFT WHERE APPLICABLE MUST REMAIN WITHIN DIMENSIONS		THIS DRAWING CONTAINS INFORMATION THAT IS PROPRIETARY TO MOLEX INCORPORATED AND SHOULD NOT BE USED WITHOUT WRITTEN PERMISSION					

9 8 7 6 5 4 3 2 1



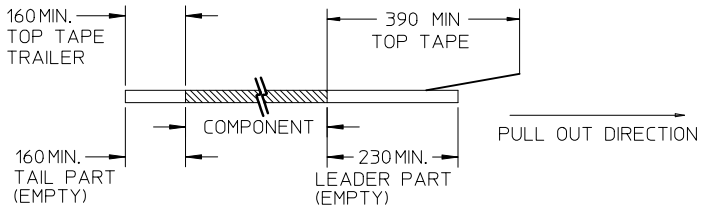
EMBOSSED CARRIER TAPE WITH DIMENSIONS



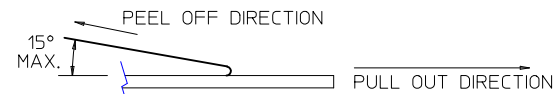
EMBOSSED CARRIER TAPE WITH DIMENSIONS

NOTES:

1. LEADER AND TRAILER TAPE



2. PEELING OFF FORCE OF THE TOP TAPE: 20-80gf. (PEELING DIRECTION AS SHOWN IN FOLLOWING FIGURE)



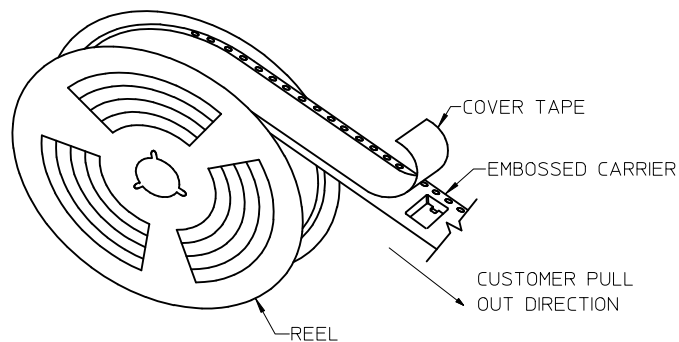
3. PACKAGING STANDARD IS AS PER EIA-481.

4. NO FIX ORIENTATION OF ASSEMBLY PART IN T&R.

5. TAPE & REEL QUANTITY : TBA

ADD T&R OPTION EC NO: S2010-0879 DRWN:SKANG CHKD:ATSEE APPR:MLONG 2010/04/22 2010/04/26 2010/04/27	QUALITY SYMBOLS	GENERAL TOLERANCES (UNLESS SPECIFIED)		DIMENSION STYLE		SCALE	DESIGN UNITS	THIRD ANGLE PROJECTION	
	$\nabla_A = 0$ $\nabla_C = 0$ $\nabla_P = 0$	mm	INCH	MM ONLY		NTS	METRIC		
		4 PLACES	± ---	± ---	DRAWN BY	DATE	TITLE		
		3 PLACES	± ---	± ---	JKACHL I	1991/07/02	MGRID		
	2 PLACES	± 0.20	± ---	CHECKED BY	DATE	VLPR II, 2MM DUAL ROW			
	1 PLACE	± ---	± ---	JNG	1991/07/09	TOP ENTRY RECEPT., SMT			
	ANGULAR ± 3 °		APPROVED BY		DATE	MOLEX INCORPORATED			
	DRAFT WHERE APPLICABLE MUST REMAIN WITHIN DIMENSIONS		MLONG		2009/11/24	DOCUMENT NO. SD-87340-**-01			
	SIZE	THIS DRAWING CONTAINS INFORMATION THAT IS PROPRIETARY TO MOLEX INCORPORATED AND SHOULD NOT BE USED WITHOUT WRITTEN PERMISSION							SHEET NO.
	A3								2 OF 3

PART NO. IN TUBE	PART NO. TAPE/REEL	CKT SIZE	Ao	Bo	F	W	Ko	So
87340-1014	87340-1019	10	6.70	10.40	11.50	24.00	5.30	-
87340-1613	87340-1618	16	6.60	16.30	11.50	24.00	4.40	-
87340-1424	87340-1429	14	6.60	14.40	11.50	24.00	4.40	-
87340-1813	87340-1818	18	6.60	18.40	14.20	32.00	4.40	28.40
87340-1814	87340-1819	18	6.60	18.40	14.20	32.00	4.40	28.40
87340-2024	87340-2029	20	6.60	20.30	20.20	44.00	5.40	40.40



TAPE AND REEL ASSEMBLY SHOWN IS FOR ILLUSTRATION ONLY.

ADD T&R OPTION EC NO: S2010-0879 DRWN:SKANG 2010/04/22 CHKD:ATSEE 2010/04/26 APPR:MLONG 2010/04/27	QUALITY SYMBOLS	GENERAL TOLERANCES (UNLESS SPECIFIED)	DIMENSION STYLE	SCALE	DESIGN UNITS	THIRD ANGLE PROJECTION
	$F_A=0$	mm INCH	MM ONLY	NTS	METRIC	
	$F_C=0$	4 PLACES ± --- ± ---	DRAWN BY DATE	TITLE		
	$F_P=0$	3 PLACES ± --- ± ---	JKACHL I 1991/07/02	MGRID		
	2 PLACES ± 0.20 ± ---	CHECKED BY DATE	VLPR II, 2MM DUAL ROW			
	1 PLACE ± --- ± ---	JNG 1991/07/09	TOP ENTRY RECEPT., SMT			
	ANGULAR ± 3 °	APPROVED BY DATE	MOLEX INCORPORATED			
		MLONG 2009/11/24	MATERIAL NO. DOCUMENT NO.			
			SEE TABLE SD-87340-**01			
			SHEET NO.			
			3 OF 3			
			THIS DRAWING CONTAINS INFORMATION THAT IS PROPRIETARY TO MOLEX INCORPORATED AND SHOULD NOT BE USED WITHOUT WRITTEN PERMISSION			