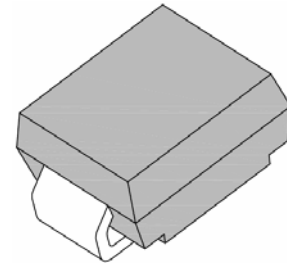


1.0A Surface Mount Rectifier

Features

- Glass passivated junction
- Plastic package has underwriters laboratory flammability classification 94 V-0
- High temperature soldering: 250 °C / 10 seconds at terminals
- RoHS compliant



SMB
(DO-214AA)



Mechanical Data

Case:	JEDEC DO-214AA molded plastic
Terminals:	Solder plated solderable per MIL-STD-750, Method 2026
Polarity:	cathode end indicated by color band
Weight:	0.003 Ounce, 0.093 gram

Maximum Ratings ($T_{Ambient}=25^{\circ}C$ unless noted)

Symbol	Description	S1AB	S1BB	S1DB	S1GB	S1JB	S1KB	S1MB	Unit	Conditions
V_{RRM}	Maximum Repetitive Peak Reverse Voltage	50	100	200	400	600	800	1000	V	
V_{RMS}	Maximum RMS Voltage	35	70	140	280	420	560	700	V	
V_{DC}	Maximum DC Blocking Voltage	50	100	200	400	600	800	1000	V	
I_{AV}	Maximum Average Forward Rectified Current @ $T_L=110^{\circ}C$	1.0							A	
I_{FSM}	Peak Forward Surge Current	30							A	8.3ms single half sine-wave superimposed on rated load (JEDEC method)
I_R	Maximum DC Reverse Current at Rated DC Blocking Voltage	1							μA	TA = 25 °C
		50								TA = 125 °C
T_J,T_{STG}	Operating Junction and Storage Temperature Range	-55 to 150							° C	

1.0A Surface Mount Rectifier

S1AB-S1MB

Electrical Characteristics ($T_{Ambient}=25^{\circ}C$ unless noted)

Symbol	Description	S1AB	S1BB	S1DB	S1GB	S1JB	S1KB	S1MB	Unit	Conditions
V_F	Maximum Instantaneous Forward Voltage	1.1							V	I_F at 1.0 A
C_J	Typical Junction Capacitance	12							pf	Measured at 1.0 MHz and Applied $V_r = 4.0$ volts.
$R_{\theta-JL}$	Maximum Thermal Resistance	30							$^{\circ}C/W$	Mounted on 0.27" x 0.27" (7mmx7mm) copper pad area

Typical Characteristics Curves

Fig.1- Forward Current Derating Curve

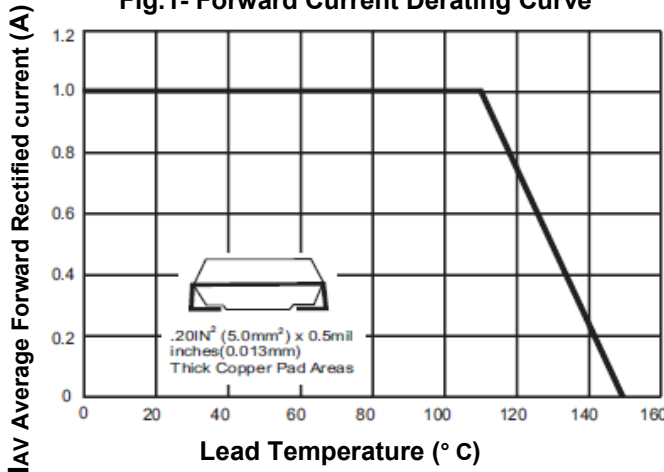


Fig.2-Max. Non-Repetitive Forward Surge Current

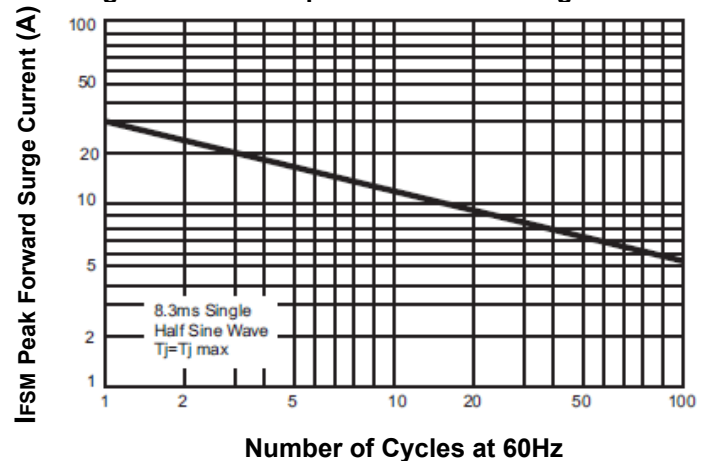


Fig.3- Typical Instantaneous Forward Characteristics

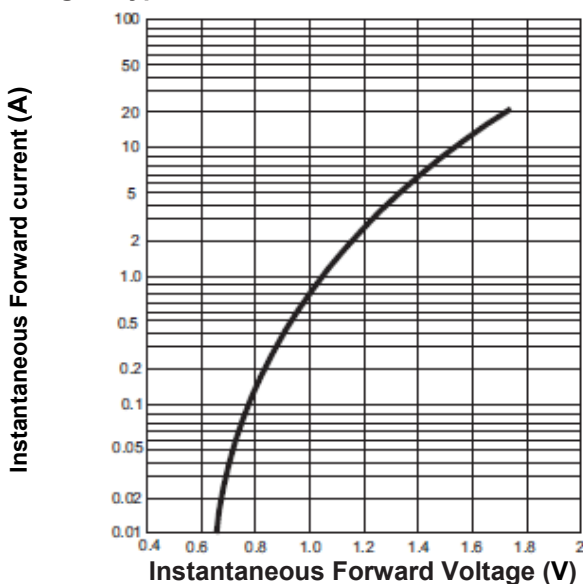
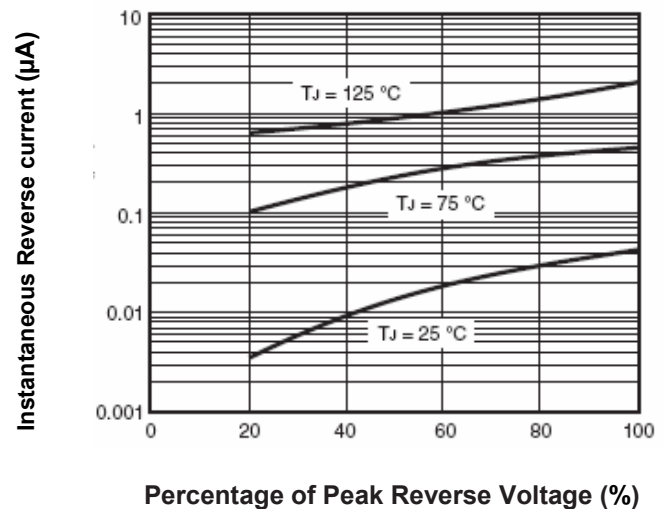


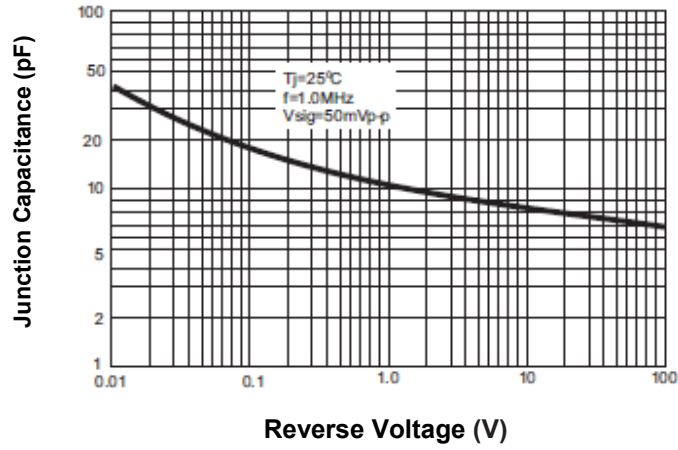
Fig.4- Typical Reverse Characteristics



1.0A Surface Mount Rectifier

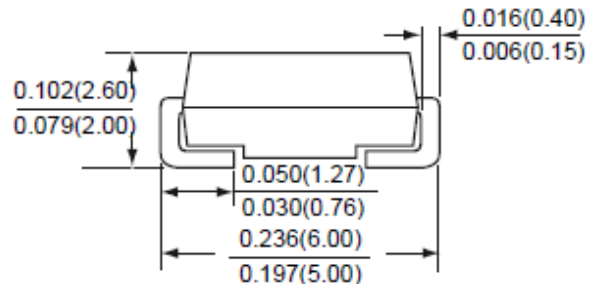
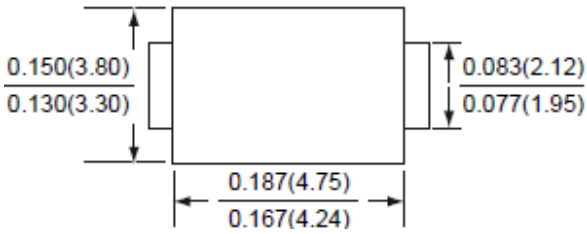
S1AB-S1MB

Fig.5- Junction Capacitance



Dimensions in inch (mm)

SMB (DO214AA)



1.0A Surface Mount Rectifier

S1AB-S1MB

How to contact us:

US HEADQUARTERS

28040 WEST HARRISON PARKWAY, VALENCIA, CA 91355-4162

Tel: (800) TAITRON (800) 824-8766 (661) 257-6060

Fax: (800) TAITFAX (800) 824-8329 (661) 257-6415

Email: taitron@taitroncomponents.com

Http://www.taitroncomponents.com

TAITRON COMPONENTS MEXICO, S.A .DE C.V.

BOULEVARD CENTRAL 5000 INTERIOR 5 PARQUE INDUSTRIAL ATITALAQUIA, HIDALGO C.P.

42970 MEXICO

Tel: +52-55-5560-1519

Fax: +52-55-5560-2190

TAITRON COMPONETS INCORPORATED E REPRESENTAÇÕES DO BRASIL LTDA

RUA DOMINGOS DE MORAIS, 2777, 2.ANDAR, SALA 24 SAÚDE - SÃO PAULO-SP 04035-001 BRAZIL

Tel: +55-11-5574-7949

Fax: +55-11-5572-0052

TAITRON COMPONETS INCORPORATED, SHANGHAI REPRESENTATIVE OFFICE

CROSS REGION PLAZA, 899 LINGLING ROAD, SUITE 18C, SHANGHAI, 200030, CHINA

Tel: +86-21-54249942

Fax: +86-21-5424-9931