

**PLEASE CHECK WWW.MOLEX.COM FOR LATEST PART INFORMATION**

**Part Number:** [0010081102](#)  
**Status:** **Active**  
**Overview:** [kk](#)  
**Description:** 5.08mm (.200") Pitch KK® Header, Vertical, Round Pin, 10 Circuits, Tin (Sn) Plating, Pin Length 23.80mm (.937")

**Documents:**

[3D Model](#) [Product Specification PS-99020-0087 \(PDF\)](#)  
[Drawing \(PDF\)](#) [RoHS Certificate of Compliance \(PDF\)](#)

**Agency Certification**

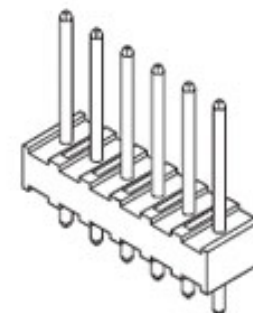
CSA LR19980  
 UL E29179

**General**

Product Family PCB Headers  
 Series [3003](#)  
 Application Board-to-Board, Wire-to-Board  
 Overview [kk](#)  
 Product Name KK®

**Physical**

Breakaway No  
 Circuits (Loaded) 10  
 Circuits (maximum) 10  
 Color - Resin Natural  
 Durability (mating cycles max) 25  
 First Mate / Last Break No  
 Flammability 94V-2  
 Glow-Wire Compliant No  
 Guide to Mating Part No  
 Keying to Mating Part None  
 Lock to Mating Part None  
 Material - Metal Brass  
 Material - Plating Mating Tin  
 Material - Plating Termination Tin  
 Material - Resin Nylon  
 Number of Rows 1  
 Orientation Vertical  
 PC Tail Length (in) 0.155 In  
 PC Tail Length (mm) 3.94 mm  
 PCB Locator No  
 PCB Retention None  
 PCB Thickness Recommended (in) 0.062 In  
 Packaging Type Bag  
 Pitch - Mating Interface (in) 0.200 In  
 Pitch - Mating Interface (mm) 5.08 mm  
 Pitch - Term. Interface (in) 0.200 In  
 Pitch - Term. Interface (mm) 5.08 mm  
 Plating min: Mating (µin) 200  
 Plating min: Mating (µm) 5  
 Plating min: Termination (µin) 200  
 Plating min: Termination (µm) 5  
 Polarized to Mating Part No  
 Polarized to PCB No  
 Shrouded No



*image - Reference only*

*Series*

**EU RoHS**

**ELV and RoHS Compliant**  
**REACH SVHC**  
 Not Reviewed  
**Halogen-Free Status**  
 Not Reviewed

**China RoHS**



**Need more information on product environmental compliance?**

Email [productcompliance@molex.com](mailto:productcompliance@molex.com)  
 For a multiple part number RoHS Certificate of Compliance, [click here](#)

Please visit the [Contact Us](#) section for any non-product compliance questions.

**Search Parts in this Series**

[3003Series](#)

**Mates With**

KK® Crimp Housing [3001](#) , [5058](#). [3002](#) KK® PC Board Connector

Stackable	No
Surface Mount Compatible (SMC)	No
Temperature Range - Operating	0°C to +50°C
Termination Interface: Style	Through Hole

**Electrical**

Current - Maximum per Contact	7A
Voltage - Maximum	250V

**Material Info**

Old Part Number	300310B
-----------------	---------

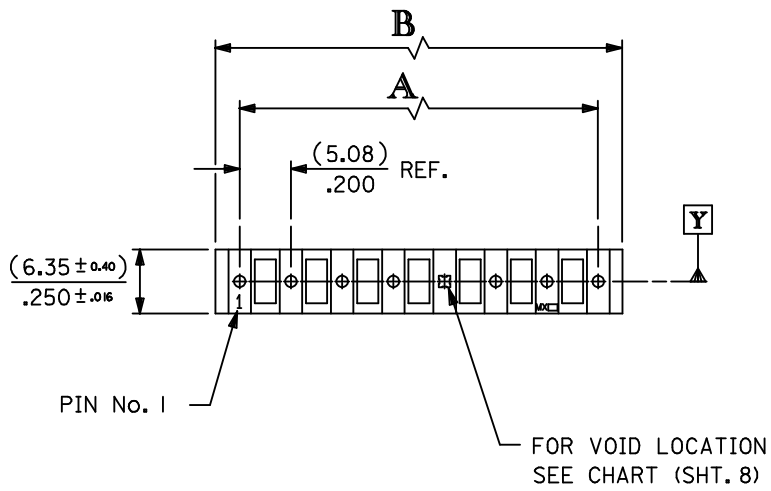
**Reference - Drawing Numbers**

Product Specification	PS-99020-0087
Sales Drawing	SDAE-3003-N*

This document was generated on 05/24/2010

**PLEASE CHECK [WWW.MOLEX.COM](http://WWW.MOLEX.COM) FOR LATEST PART INFORMATION**

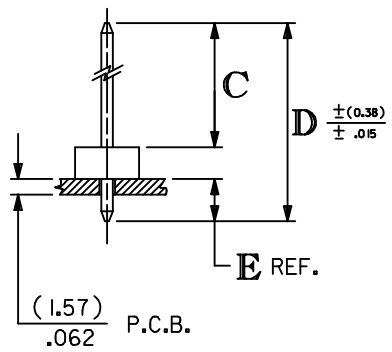
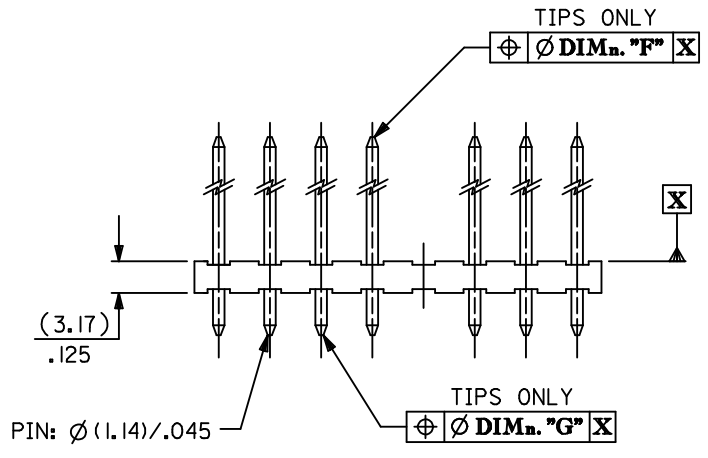
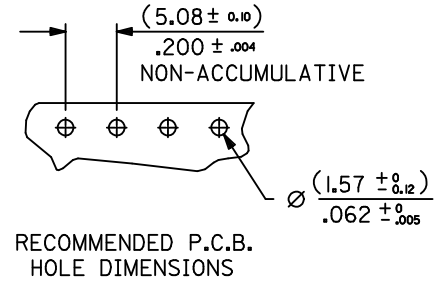
SEE CHART  
SDAE-3003-N\*



3003-N \* - \*

BASE No.                      VOID CODE

No. OF CCTS.                VERSION



No OF CCTS.	DIMn. A	DIMn. B
2	( 5.08 ± 0.05 ) .200 ± .002	( 9.91 ± 0.15 ) .390 ± .006
3	( 10.16 ± 0.08 ) .400 ± .003	( 14.99 ± 0.15 ) .590 ± .006
4	( 15.24 ± 0.08 ) .600 ± .003	( 20.07 ± 0.18 ) .790 ± .007
5	( 20.32 ± 0.08 ) .800 ± .003	( 25.15 ± 0.20 ) .990 ± .008
6	( 25.40 ± 0.10 ) 1.000 ± .004	( 30.23 ± 0.23 ) 1.190 ± .009
7	( 30.48 ± 0.13 ) 1.200 ± .005	( 35.31 ± 0.25 ) 1.390 ± .010
8	( 35.56 ± 0.20 ) 1.400 ± .008	( 40.39 ± 0.28 ) 1.590 ± .011
9	( 40.64 ± 0.20 ) 1.600 ± .008	( 45.47 ± 0.30 ) 1.790 ± .012
10	( 45.72 ± 0.20 ) 1.800 ± .008	( 50.55 ± 0.30 ) 1.990 ± .012
11	( 50.80 ± 0.20 ) 2.000 ± .008	( 55.63 ± 0.33 ) 2.190 ± .013
12	( 55.88 ± 0.25 ) 2.200 ± .010	( 60.71 ± 0.33 ) 2.390 ± .013
13	( 60.96 ± 0.25 ) 2.400 ± .010	( 65.79 ± 0.36 ) 2.590 ± .014
14	( 66.04 ± 0.25 ) 2.600 ± .010	( 70.87 ± 0.36 ) 2.790 ± .014
15	( 71.12 ± 0.35 ) 2.800 ± .014	( 75.95 ± 0.42 ) 2.990 ± .017
16	( 76.20 ± 0.35 ) 3.000 ± .014	( 81.03 ± 0.42 ) 3.190 ± .017
17	( 81.28 ± 0.40 ) 3.200 ± .016	( 86.11 ± 0.51 ) 3.390 ± .020
18	( 86.36 ± 0.40 ) 3.400 ± .016	( 91.19 ± 0.53 ) 3.590 ± .021
19	( 91.44 ± 0.50 ) 3.600 ± .020	( 96.27 ± 0.53 ) 3.790 ± .021
20	( 96.52 ± 0.50 ) 3.800 ± .020	( 101.35 ± 0.53 ) 3.990 ± .021

**NOTES:**

1. MATERIAL: WAFER, NYLON, 94V-2, COLOUR - NATURAL PINS, BRASS (FOR PLATING SEE CHARTS)
2. FOR DIMns. "A","B","C","D","E","F" AND VERSIONS, SEE CHARTS ON SHEET 2 & SUBSEQUENT SHEETS.
3. FOR VERSIONS WITH VOIDS SEE SHEET 8.
4. PIN PUSH OUT FORCE: (1.36Kg)/3lbs MIN.
5. PIN MUST MEET MOLEX SOLDERABILITY SPEC. ES-152.
6. MAX BOW (0.38)/.015 OVER (25.4)/1.00

ADD PART NO SHT 7 EC NO: E2009-0320 DRWN: BMAGUIRE 2009/04/03 CHKD: 2009/04/03 APPR: BMAGUIRE 2009/04/06	QUALITY SYMBOLS ▽=0 ∇=0	GENERAL TOLERANCES (UNLESS SPECIFIED)		DIMENSION STYLE MM ONLY	SCALE 1:1	DESIGN UNITS METRIC	THIRD ANGLE PROJECTION	
		4 PLACES ± --- ± ---	3 PLACES ± --- ± ---	DRAWN BY	DATE	TITLE 5.08 MM KK HDR VT RPIN		
		2 PLACES ± --- ± ---	1 PLACE ± --- ± ---	CHECKED BY	DATE	APPROVED BY		
		ANGULAR ± ---°		APPROVED BY		DATE	MATERIAL NO. SEE TABLES	
BM	REV	DRAFT WHERE APPLICABLE MUST REMAIN WITHIN DIMENSIONS		SIZE A3	THIS DRAWING CONTAINS INFORMATION THAT IS PROPRIETARY TO MOLEX INCORPORATED AND SHOULD NOT BE USED WITHOUT WRITTEN PERMISSION			
				DOCUMENT NO. SDAE-3003-N*		SHEET NO. 1 OF 00		

INDEX: FOR FULL DIMENSIONS SEE RELEVANT SHEET.

ENG. No.	PLATING	DIM. C	DIM. D	SHT. No.
AE-3003-NA	(102)			3
AE-3003-NAG	(501)	(11.94) / .470	(19.05) / .750	6
AE-3003-NA(503)	(503)			6
AE-3003-NB	(102)	(16.69) / .657	(23.80) / .937	3
AE-3003-NC	(102)			3
AE-3003-NCG	(501)	(23.04) / .907	(30.48) / 1.200	6
AE-3003-ND	(102)			3
AE-3003-NDG	(501)	(27.81) / 1.095	(34.92) / 1.375	6
AE-3003-NF	(102)			3
AE-3003-NFG	(501)	(32.56) / 1.282	(39.68) / 1.562	6
AE-3003-NI	(102)	(13.51) / .532	(20.32) / .800	4
AE-3003-NJ	(102)	(21.46) / .845	(28.58) / 1.125	4
AE-3003-NK	(102)			4
AE-3003-NS	(501)	(18.29) / .720	(25.40) / 1.000	7
AE-3003-NM	(102)	(11.89) / .468	(23.80) / .937	4
AE-3003-NU	(102)	(11.18) / .440	(17.45) / .687	4
AE-3003-NV	(102)	(11.94) / .470	(18.29) / .720	5
AE-3003-NY	(102)	(10.90) / .430	(17.45) / .687	5

FOR VOID VERSIONS SEE SHEET 8.

DOCUMENT ERROR EC NO: E2009-0513 DRWN: BMAGUIRE 2009/04/07 CHKD: APPR: BMAGUIRE 2009/04/07 REV	QUALITY SYMBOLS	GENERAL TOLERANCES (UNLESS SPECIFIED)	DIMENSION STYLE	SCALE	DESIGN UNITS	THIRD ANGLE PROJECTION	
	▼=0 ◻=0	mm INCH 4 PLACES ± --- ± --- 3 PLACES ± --- ± --- 2 PLACES ± --- ± --- 1 PLACE ± --- ± --- ANGULAR ± ---°	MM ONLY	1:1	METRIC		
		DRAFT WHERE APPLICABLE MUST REMAIN WITHIN DIMENSIONS	DRAWN BY DATE	TITLE			
			CHECKED BY DATE	5.08 MM KK HDR VT RPIN			
			APPROVED BY DATE	MOLEX INCORPORATED			
			MATERIAL NO.	DOCUMENT NO.	SHEET NO.		
			SEE CHART	SDAE-3003-N*	2 OF 08		
			THIS DRAWING CONTAINS INFORMATION THAT IS PROPRIETARY TO MOLEX INCORPORATED AND SHOULD NOT BE USED WITHOUT WRITTEN PERMISSION				

PART NO. SEE CHART  
 DRWG. NO. SDAE-3003-N\*

ENG. NO.	AE-3003-NA		AE-3003-NB		AE-3003-NC		AE-3003-ND		AE-3003-NF		
DIMN. "C"	(11.94 ± 0.51) .470 ± .020		(16.69 ± 0.51) .657 ± .020		(23.04 ± 0.51) .907 ± .020		(27.81 ± 0.51) 1.095 ± .020		(32.56 ± 0.51) 1.282 ± .020		
DIMN. "D"	(19.05) / .750		(23.80) / .937		(30.48) / 1.200		(34.92) / 1.375		(39.68) / 1.562		
DIMN. "E"	(3.94) / .155		(3.94) / .155		(4.27) / .168		(3.94) / .155		(3.94) / .155		
DIMN. "F"	(1.02) / .040		(1.02) / .040		(1.02) / .040		(1.02) / .040		(1.02) / .040		
DIMN. "G"	(1.02) / .040		(1.02) / .040		(1.02) / .040		(1.02) / .040		(1.02) / .040		
PLATING	(102) TIN (5.0µM) / .000200 MIN. OVER COPPER (2.5µM) / .000100 MIN.		(102) TIN (5.0µM) / .000200 MIN. OVER COPPER (2.5µM) / .000100 MIN.		(102) TIN (5.0µM) / .000200 MIN. OVER COPPER (2.5µM) / .000100 MIN.		(102) TIN (5.0µM) / .000200 MIN. OVER COPPER (2.5µM) / .000100 MIN.		(102) TIN (5.0µM) / .000200 MIN. OVER COPPER (2.5µM) / .000100 MIN.		
	PART NO.	ENG NO.	PART NO.	ENG NO.	PART NO.	ENG NO.	PART NO.	ENG NO.	PART NO.	ENG NO.	
NO. OF CIRCUITS	2	10-08-1021	AE-3003-2A	10-08-1022	AE-3003-2B	10-08-1023	AE-3003-2C	10-08-1024	AE-3003-2D	10-08-1026	AE-3003-2F
	3	▲ -1031	▲ -3A	▲ -1032	▲ -3B	▲ -1033	▲ -3C	▲ -1034	▲ -3D	▲ -1036	▲ -3F
	4	-1041	-4A	-1042	-4B	-1043	-4C	-1044	-4D	-1046	-4F
	5	-1051	-5A	-1052	-5B	-1053	-5C	-1054	-5D	-1056	-5F
	6	-1061	-6A	-1062	-6B	-1063	-6C	-1064	-6D	-1066	-6F
	7	-1071	-7A	-1072	-7B	-1073	-7C	-1074	-7D	-1076	-7F
	8	-1081	-8A	-1082	-8B	-1083	-8C	-1084	-8D	-1086	-8F
	9	-1091	-9A	-1092	-9B	-1093	-9C	-1094	-9D	-1096	-9F
	10	-1101	-10A	-1102	-10B	-1103	-10C	-1104	-10D	-1606	-10F
	11	-1111	-11A	-1112	-11B	-1113	-11C	-1114	-11D	-1116	-11F
	12	-1121	-12A	-1122	-12B	-1123	-12C	-1124	-12D	-1126	-12F
	13	-1131	-13A	-1132	-13B	-1133	-13C	-1134	-13D	-1136	-13F
	14	-1141	-14A	-1142	-14B	-1143	-14C	-1144	-14D	-1146	-14F
	15	-1151	-15A	-1152	-15B	-1153	-15C	-1154	-15D	-1156	-15F
	16	-1161	-16A	-1162	-16B	-1163	-16C	-1164	-16D	-1166	-16F
	17	-1171	-17A	-1172	-17B	-1173	-17C	-1174	-17D	-1176	-17F
	18	-1181	-18A	-1182	-18B	-1183	-18C	-1184	-18D	-1186	-18F
	19	▼ -1191	▼ -19A	▼ -1192	▼ -19B	▼ -1193	▼ -19C	▼ -1194	▼ -19D	▼ -1196	▼ -19F
	20	10-08-1201	AE-3003-20A	10-08-1202	AE-3003-20B	10-08-1203	AE-3003-20C	10-08-1204	AE-3003-20D	10-08-1206	AE-3003-20F

FOR PREVIOUS DRAWING ISSUES SEE MRI.

BK SEE SHEET 1

THIRD ANGLE PROJECTION		REVISE ONLY ON CAD SYSTEM		SH.	REV.
DIMENSIONS SHOWN ( METRIC ) INCH UNLESS OTHERWISE SPECIFIED TOLERANCES: ANGULAR ± 2° INCH (METRIC) 3 PLACE ± . ( ) 2 PLACE ± . ( ) 1 PLACE ± ( ) DRAFT WHERE APPLICABLE MUST REMAIN WITHIN DIMENSIONS		DRWG BY <p style="text-align: center; font-size: 1.2em;">GCH</p> CHK'D BY APP'D BY		CAD/CAM FILENAME SA3003X3 DGN THIS DRAWING CONTAINS INFORMATION THAT IS PROPRIETARY TO MOLEX INC. & SHOULD NOT BE USED WITHOUT WRITTEN PERMISSION	
DESIGN DIMENSION (PRIMARY) <input checked="" type="checkbox"/> (MM) <input type="checkbox"/> IN. EQUIVALENT DIMENSION (SECONDARY) <input type="checkbox"/> (MM) <input checked="" type="checkbox"/> IN.		SCALE		TITLE <p style="text-align: center; font-size: 1.5em;">5.08 mm KK Hdr Vt RPin</p>	
MOLEX MOLEX EUROPE		SHEET NO. DATE 30F 29/8 /86		PART NO. DWG NO. SIZE SEE CHART SDAE-3003-N* B	