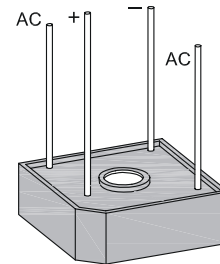


**35.0A Glass Passivated Bridge Rectifier**

**Features**

- High forward surge current capability
- Ideal for printed circuit board
- High temperature soldering guaranteed:  
260°C/10 seconds, 5 lbs (2.3kg) tension
- RoHS Compliant



TB35W



**Mechanical Data**

<b>Case:</b>	Molded plastic body with Metal Heat Sink
<b>Polarity:</b>	Polarity symbols marked on case
<b>Terminals:</b>	Plated 0.25" (6.35mm) lug
<b>Mounting Position:</b>	Thru hole for #10 screw, 20 in -lbs. torque max
<b>Weight:</b>	0.53 ounce, 15 grams

**Maximum Ratings & Electrical Characteristics** ( $T_{Ambient}=25^{\circ}C$  unless noted otherwise)

Symbols	Description	TB3505GW	TB351GW	TB352GW	TB354GW	TB356GW	TB358GW	TB3510GW	Unit
<b>VRRM</b>	Max. recurrent peak reverse voltage	50	100	200	400	600	800	1000	V
<b>VRMS</b>	Max. RMS voltage	35	70	140	280	420	560	700	V
<b>VDC</b>	Max. DC blocking voltage	50	100	200	400	600	800	1000	V
<b>Io(AV)</b>	Max. average forward rectified current @ TC=50° C	35.0							A
<b>IFSM</b>	Peak forward surge current (Note 1)	400							A
<b>VISO</b>	Isolation Voltage from case to lugs	2500							V
<b>CJ</b>	Typical Capacitance Junction(per element)(Note 2)	300							pF
<b>TJ</b>	Operating junction temperature range	-55 to +150							° C
<b>TSTG</b>	Storage Temperature Range	-55 to +150							° C

# 35.0A GLASS PASSIVATED BRIDGE RECTIFIER

## TB3505GW -TB3510GW

Symbol	Description	TB3505GW	TB351GW	TB352GW	TB354GW	TB356GW	TB358GW	TB3510GW	Unit	
$V_F$	Maximum Instantaneous Forward Voltage Drop Per Leg@17.5 A	1.1								V
$I_R$	Maximum DC Reverse Current Rated DC Blocking Voltage	$T_A=25^\circ\text{C}$		10.0					$\mu\text{A}$	
		$T_A=125^\circ\text{C}$		500					$\mu\text{A}$	
$R_{\theta\text{-JC}}$	Maximum Thermal Resistance (Note 3)	1.9								$^\circ\text{C/W}$

### NOTES:

1. 8.3ms single half sine-wave superimposed on rated load (JEDEC method).
2. Measured at 1MHz and applied reverse voltage of 4.0Volts D.C.
3. Thermal resistance junction to case mounted on heat sink.

## Typical Characteristics Curves

Fig.1- Typical Forward Current Derating Curve

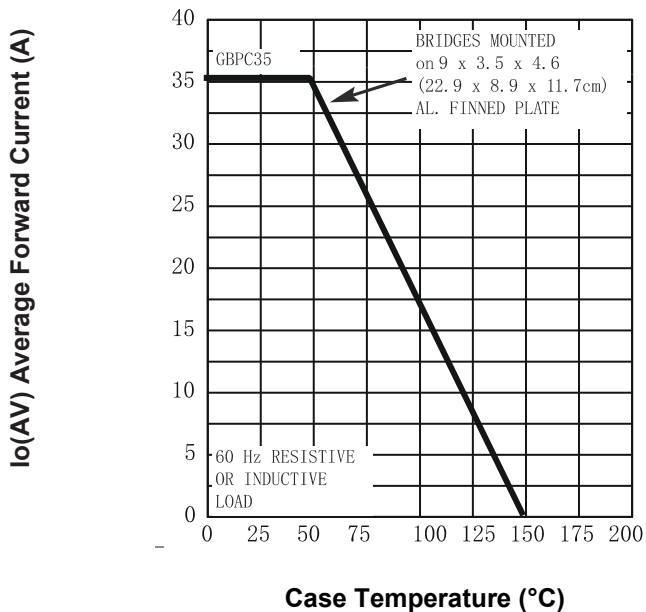
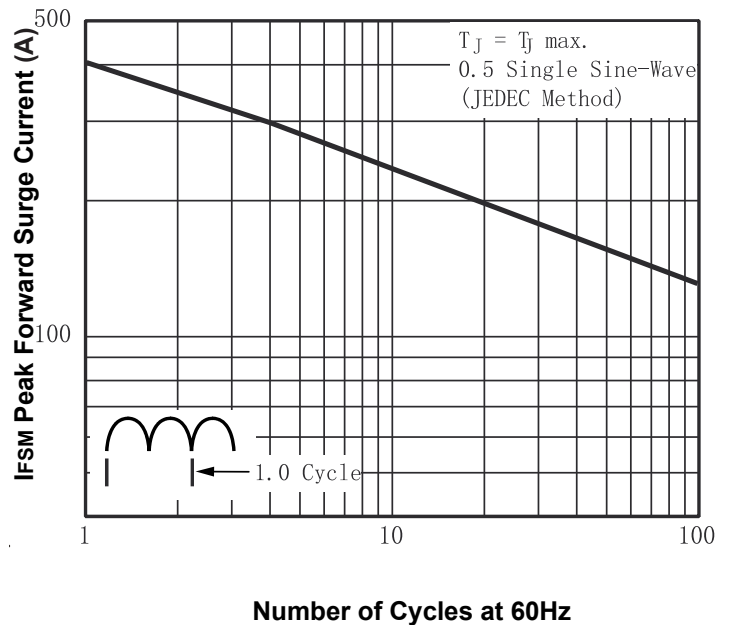


Fig.2-Max. Non-repetitive Peak Forward Surge Current



# 35.0A GLASS PASSIVATED BRIDGE RECTIFIER

## TB3505GW -TB3510GW

Fig.3- Typical Instantaneous Forward Characteristics

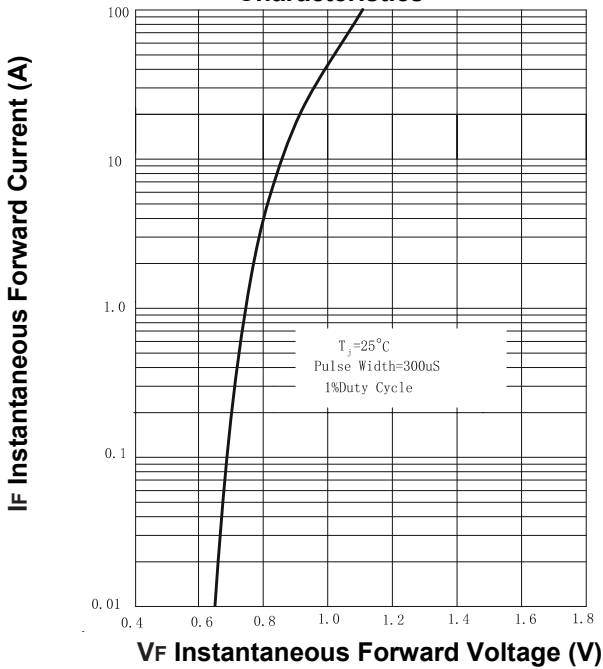


Fig.4- Typical Reverse Characteristics

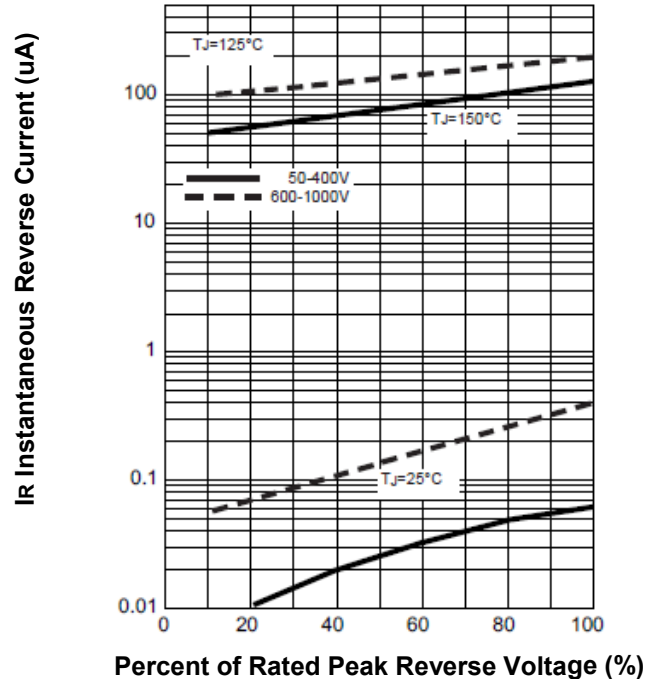
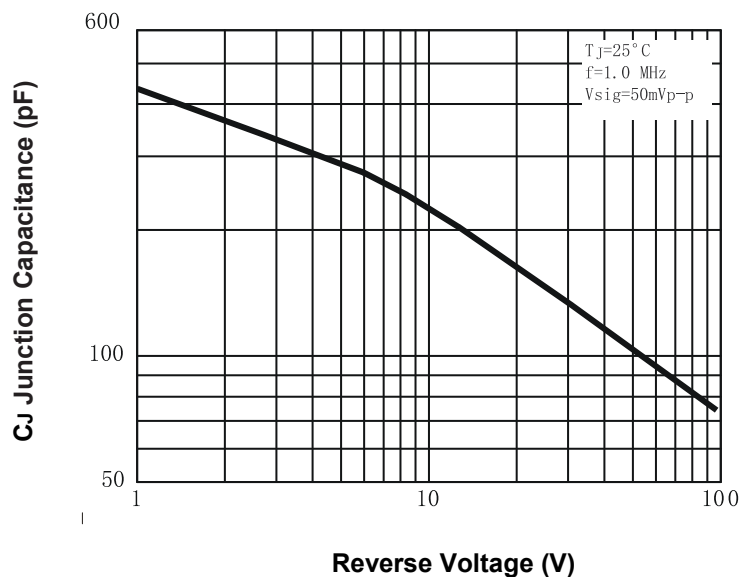


Fig.5-Typical junction capacitance

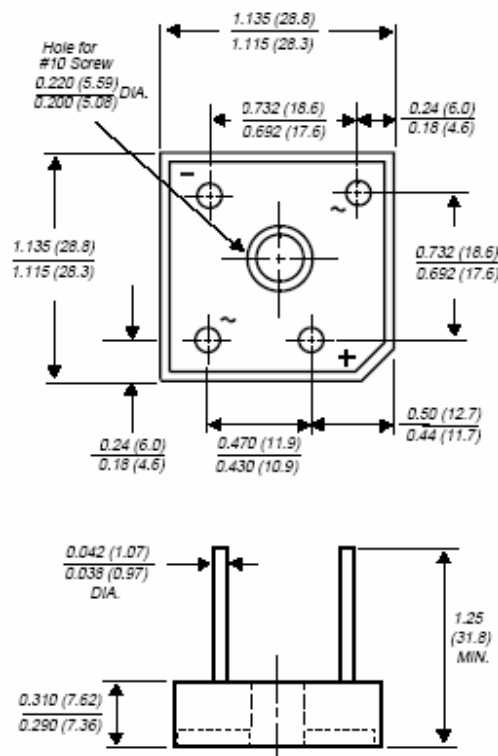


# 35.0A GLASS PASSIVATED BRIDGE RECTIFIER

## TB3505GW -TB3510GW

Dimensions in inches (mm)

TB35W



# 35.0A GLASS PASSIVATED BRIDGE RECTIFIER

TB3505GW -TB3510GW

## How to contact us

### US HEADQUARTERS

28040 WEST HARRISON PARKWAY, VALENCIA, CA 91355-4162

Tel: (800) TAITRON (800) 824-8766 (661) 257-6060

Fax: (800) TAITFAX (800) 824-8329 (661) 257-6415

Email: [taitron@taitroncomponents.com](mailto:taitron@taitroncomponents.com)

Http://[www.taitroncomponents.com](http://www.taitroncomponents.com)

### TAITRON COMPONENTS MEXICO, S.A .DE C.V.

BOULEVARD CENTRAL 5000 INTERIOR 5 PARQUE INDUSTRIAL ATITALAQUIA, HIDALGO C.P.

42970 MEXICO

Tel: +52-55-5560-1519

Fax: +52-55-5560-2190

### TAITRON COMPONENTS INCORPORATED REPRESENTAÇÕES DO BRASIL LTDA

RUA DOMINGOS DE MORAIS, 2777, 2.ANDAR, SALA 24 SAÚDE - SÃO PAULO-SP 04035-001 BRAZIL

Tel: +55-11-5574-7949

Fax: +55-11-5572-0052

### TAITRON COMPONENTS INCORPORATED, SHANGHAI REPRESENTATIVE OFFICE

CROSS REGION PLAZA, 899 LINLING ROAD, SUITE 18C, SHANGHAI, 200030, CHINA

Tel: +86-21-5424-9942

Fax: +86-21-5424-9931