

SPDT RF SWITCH

MODEL TWD5015

Available in: DP-3, 14 Pin DIP Package and Connectorized Housings

Features

- 20 - 1000 MHz
- RF1-RF2 Terminated in "OFF" State
- Integral TTL Driver
- OperatingTemp. -55 °C to + 85 °C
- Screening to the tables of MIL-STD-883 Available

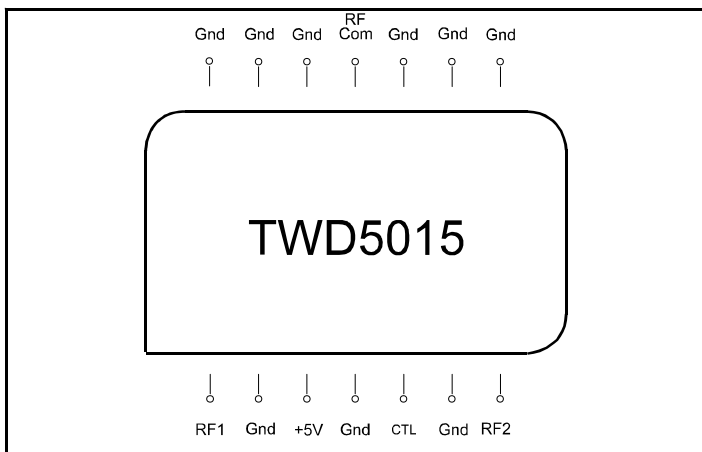
Maximum Ratings

Ambient Operating Temperature -55°C to + 100 °C
 Storage Temperature -65°C to + 125 °C
 Case Temperature + 125 °C
 DC Voltage +6.0 Volts
 Continuous RF Input Power +30 dBm

Specifications

CHARACTERISTIC	TYPICAL Ta = 25 °C	MIN/MAX Ta = -55 °C to +85 °C
Frequency	20 - 1000 MHz	20 - 1000 MHz
Insertion Loss (dB)	1.2	2.0 Max.
Isolation (dB)	45	25 Min.
VSWR	1.2:1	1.5:1 Max.
DC Bias	Vdc + 5 V mA 15	+ 5 V Max. 23 Max.
Switching Speed (µsec)	0.7	1.0 Max.
Transients (mV)	750	----
1 dB Compression (dBm)	+23	----
Intercept Points (dBm)	IP ₂ +65 IP ₃ +40	----

Pin Layout

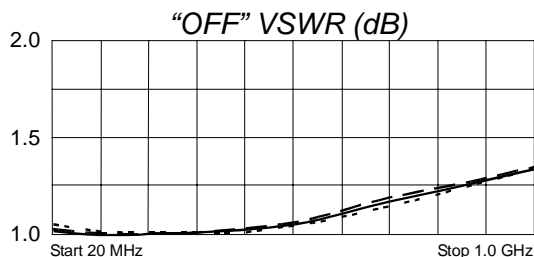
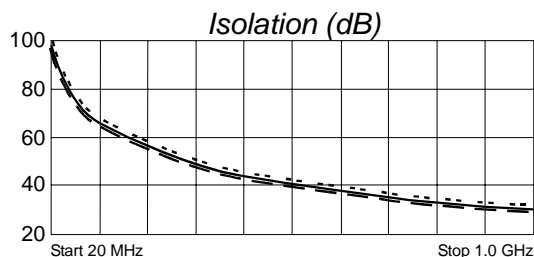
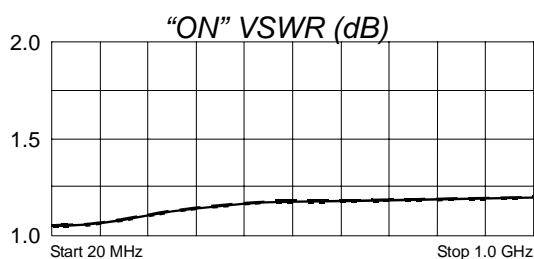


Truth Table

Control Input	Switch Position
TTL	RF Common Connected To
1	RF1
0	RF2

Note: Care should always be taken to effectively ground the case of each unit.

Typical Performance Data



Legend ——— + 25 °C - - - + 85 °C - - - - - -55 °C



Spectrum Microwave · 2144 Franklin Drive N.E. · Palm Bay, Florida 32905 · PH (888) 553-7531 · Fax (888) 553-7532

04/11/05

www.SpectrumMicrowave.com Spectrum Microwave (Europe) · 2707 Black Lake Place · Philadelphia, Pa. 19154 · PH (215) 464-4000 · Fax (215) 464-4001