

**PLEASE CHECK WWW.MOLEX.COM FOR LATEST PART INFORMATION**

**Part Number:** [0010081112](#)  
**Status:** **Active**  
**Overview:** [kk](#)  
**Description:** 5.08mm (.200") Pitch KK® Header, Vertical, Round Pin, 11 Circuits, Tin (Sn) Plating, Pin Length 23.80mm (.937")

**Documents:**

[3D Model](#) [Product Specification PS-99020-0087 \(PDF\)](#)  
[Drawing \(PDF\)](#) [RoHS Certificate of Compliance \(PDF\)](#)

**Agency Certification**

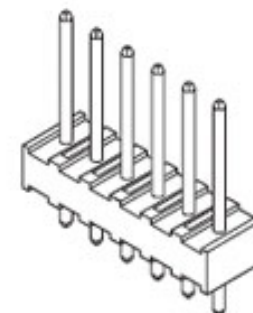
CSA LR19980  
 UL E29179

**General**

Product Family PCB Headers  
 Series [3003](#)  
 Application Board-to-Board, Wire-to-Board  
 Overview [kk](#)  
 Product Name KK®

**Physical**

Breakaway No  
 Circuits (Loaded) 11  
 Circuits (maximum) 11  
 Color - Resin Natural  
 Durability (mating cycles max) 25  
 First Mate / Last Break No  
 Flammability 94V-2  
 Glow-Wire Compliant No  
 Guide to Mating Part No  
 Keying to Mating Part None  
 Lock to Mating Part None  
 Material - Metal Brass  
 Material - Plating Mating Tin  
 Material - Plating Termination Tin  
 Material - Resin Nylon  
 Number of Rows 1  
 Orientation Vertical  
 PC Tail Length (in) 0.155 In  
 PC Tail Length (mm) 3.94 mm  
 PCB Locator No  
 PCB Retention None  
 PCB Thickness Recommended (in) 0.062 In  
 Packaging Type Bag  
 Pitch - Mating Interface (in) 0.200 In  
 Pitch - Mating Interface (mm) 5.08 mm  
 Pitch - Term. Interface (in) 0.200 In  
 Pitch - Term. Interface (mm) 5.08 mm  
 Plating min: Mating (µin) 200  
 Plating min: Mating (µm) 5  
 Plating min: Termination (µin) 200  
 Plating min: Termination (µm) 5  
 Polarized to Mating Part No  
 Polarized to PCB No  
 Shrouded No



*image - Reference only*

*Series*

**EU RoHS**

**ELV and RoHS Compliant**  
**REACH SVHC**  
 Not Reviewed  
**Halogen-Free Status**  
**Not Reviewed**

**China RoHS**



**Need more information on product environmental compliance?**

Email [productcompliance@molex.com](mailto:productcompliance@molex.com)  
 For a multiple part number RoHS Certificate of Compliance, [click here](#)

Please visit the [Contact Us](#) section for any non-product compliance questions.

**Search Parts in this Series**

[3003Series](#)

**Mates With**

KK® Crimp Housing [3001](#) , [5058](#). [3002](#) KK® PC Board Connector

Stackable	No
Surface Mount Compatible (SMC)	No
Temperature Range - Operating	0°C to +50°C
Termination Interface: Style	Through Hole

**Electrical**

Current - Maximum per Contact	7A
Voltage - Maximum	250V

**Solder Process Data**

Lead-free Process Capability	Wave Capable (TH only)
------------------------------	------------------------

**Material Info**

Old Part Number	300311B
-----------------	---------

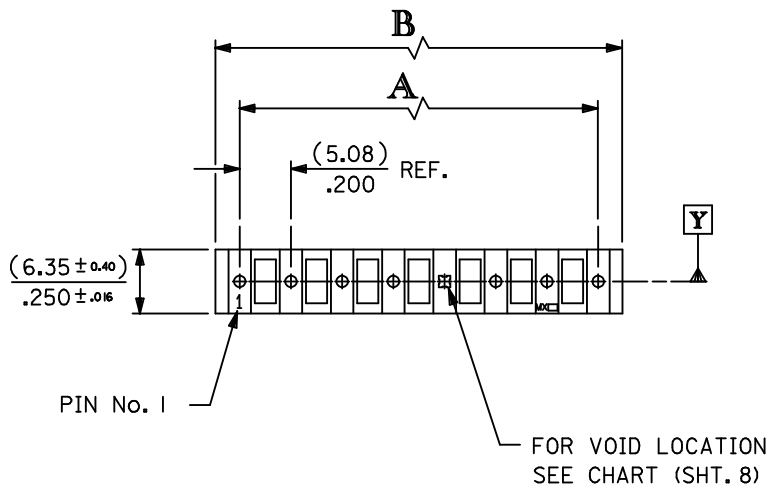
**Reference - Drawing Numbers**

Product Specification	PS-99020-0087
Sales Drawing	SDAE-3003-N*

This document was generated on 05/24/2010

**PLEASE CHECK [WWW.MOLEX.COM](http://WWW.MOLEX.COM) FOR LATEST PART INFORMATION**

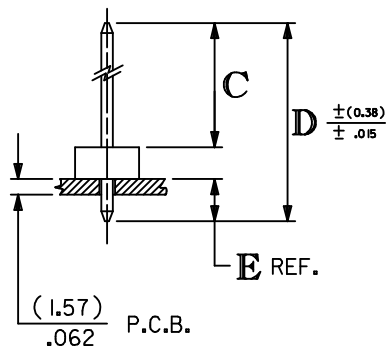
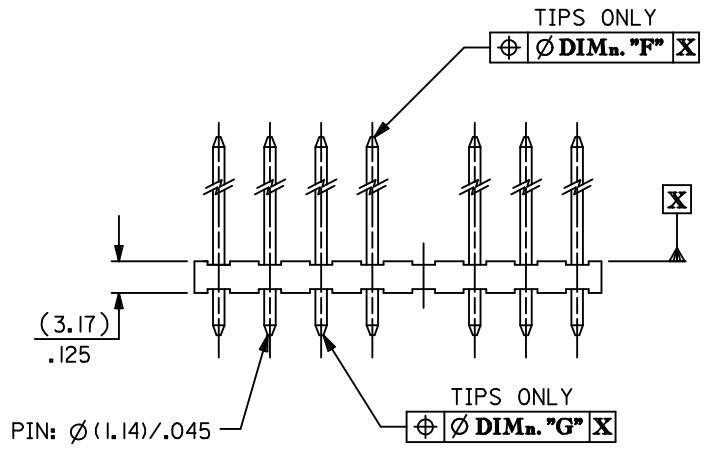
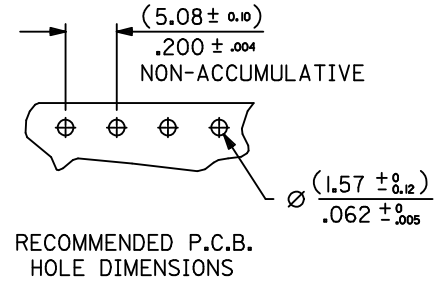
SEE CHART  
SDAE-3003-N\*



3003-N \* - \*

BASE No.                      VOID CODE

No. OF CCTS.                VERSION



No OF CCTS.	DIMn. A	DIMn. B
2	( 5.08 ± 0.05) .200 ± .002	( 9.91 ± 0.15) .390 ± .006
3	(10.16 ± 0.08) .400 ± .003	(14.99 ± 0.15) .590 ± .006
4	(15.24 ± 0.08) .600 ± .003	(20.07 ± 0.18) .790 ± .007
5	(20.32 ± 0.08) .800 ± .003	(25.15 ± 0.20) .990 ± .008
6	(25.40 ± 0.10) 1.000 ± .004	(30.23 ± 0.23) 1.190 ± .009
7	(30.48 ± 0.13) 1.200 ± .005	(35.31 ± 0.25) 1.390 ± .010
8	(35.56 ± 0.20) 1.400 ± .008	(40.39 ± 0.28) 1.590 ± .011
9	(40.64 ± 0.20) 1.600 ± .008	(45.47 ± 0.30) 1.790 ± .012
10	(45.72 ± 0.20) 1.800 ± .008	(50.55 ± 0.30) 1.990 ± .012
11	(50.80 ± 0.20) 2.000 ± .008	(55.63 ± 0.33) 2.190 ± .013
12	(55.88 ± 0.25) 2.200 ± .010	(60.71 ± 0.33) 2.390 ± .013
13	(60.96 ± 0.25) 2.400 ± .010	(65.79 ± 0.36) 2.590 ± .014
14	(66.04 ± 0.25) 2.600 ± .010	(70.87 ± 0.36) 2.790 ± .014
15	(71.12 ± 0.35) 2.800 ± .014	(75.95 ± 0.42) 2.990 ± .017
16	(76.20 ± 0.35) 3.000 ± .014	(81.03 ± 0.42) 3.190 ± .017
17	(81.28 ± 0.40) 3.200 ± .016	(86.11 ± 0.51) 3.390 ± .020
18	(86.36 ± 0.40) 3.400 ± .016	(91.19 ± 0.53) 3.590 ± .021
19	(91.44 ± 0.50) 3.600 ± .020	(96.27 ± 0.53) 3.790 ± .021
20	(96.52 ± 0.50) 3.800 ± .020	(101.35 ± 0.53) 3.990 ± .021

**NOTES:**

1. MATERIAL: WAFER, NYLON, 94V-2, COLOUR - NATURAL PINS, BRASS (FOR PLATING SEE CHARTS)
2. FOR DIMns. "A","B","C","D","E","F" AND VERSIONS, SEE CHARTS ON SHEET 2 & SUBSEQUENT SHEETS.
3. FOR VERSIONS WITH VOIDS SEE SHEET 8.
4. PIN PUSH OUT FORCE: (1.36Kg)/3lbs MIN.
5. PIN MUST MEET MOLEX SOLDERABILITY SPEC. ES-152.
6. MAX BOW (0.38)/.015 OVER (25.4)/1.00

ADD PART NO SHT 7 EC NO: E2009-0320 DRWN: BMAGUIRE 2009/04/03 CHKD: 2009/04/03 APPR: BMAGUIRE 2009/04/06	QUALITY SYMBOLS ▽=0 ∇=0	GENERAL TOLERANCES (UNLESS SPECIFIED)		DIMENSION STYLE MM ONLY	SCALE 1:1	DESIGN UNITS METRIC	THIRD ANGLE PROJECTION	
		4 PLACES ± --- ± ---	3 PLACES ± --- ± ---	DRAWN BY	DATE	TITLE 5.08 MM KK HDR VT RPIN		
		2 PLACES ± --- ± ---	1 PLACE ± --- ± ---	CHECKED BY	DATE	APPROVED BY		
		ANGULAR ± ---°		APPROVED BY		DATE	MATERIAL NO. SEE TABLES	
BM	REV	DRAFT WHERE APPLICABLE MUST REMAIN WITHIN DIMENSIONS		SIZE A3	DOCUMENT NO. SDAE-3003-N*			SHEET NO. 1 OF 00
				THIS DRAWING CONTAINS INFORMATION THAT IS PROPRIETARY TO MOLEX INCORPORATED AND SHOULD NOT BE USED WITHOUT WRITTEN PERMISSION				

INDEX: FOR FULL DIMENSIONS SEE RELEVANT SHEET.

ENG. No.	PLATING	DIM. C	DIM. D	SHT. No.
AE-3003-NA	(102)			3
AE-3003-NAG	(501)	(11.94) / .470	(19.05) / .750	6
AE-3003-NA(503)	(503)			6
AE-3003-NB	(102)	(16.69) / .657	(23.80) / .937	3
AE-3003-NC	(102)			3
AE-3003-NCG	(501)	(23.04) / .907	(30.48) / 1.200	6
AE-3003-ND	(102)			3
AE-3003-NDG	(501)	(27.81) / 1.095	(34.92) / 1.375	6
AE-3003-NF	(102)			3
AE-3003-NFG	(501)	(32.56) / 1.282	(39.68) / 1.562	6
AE-3003-NI	(102)	(13.51) / .532	(20.32) / .800	4
AE-3003-NJ	(102)	(21.46) / .845	(28.58) / 1.125	4
AE-3003-NK	(102)			4
AE-3003-NS	(501)	(18.29) / .720	(25.40) / 1.000	7
AE-3003-NM	(102)	(11.89) / .468	(23.80) / .937	4
AE-3003-NU	(102)	(11.18) / .440	(17.45) / .687	4
AE-3003-NV	(102)	(11.94) / .470	(18.29) / .720	5
AE-3003-NY	(102)	(10.90) / .430	(17.45) / .687	5

FOR VOID VERSIONS SEE SHEET 8.

DOCUMENT ERROR EC NO: E2009-0513 DRWN: BMAGUIRE 2009/04/07 CHKD: APPR: BMAGUIRE 2009/04/07 REV	QUALITY SYMBOLS	GENERAL TOLERANCES (UNLESS SPECIFIED)	DIMENSION STYLE	SCALE	DESIGN UNITS	THIRD ANGLE PROJECTION
	▼=0 ◻=0	mm    INCH 4 PLACES ± --- ± --- 3 PLACES ± --- ± --- 2 PLACES ± --- ± --- 1 PLACE ± --- ± --- ANGULAR ± ---°	MM ONLY	1:1	METRIC	
		DRAFT WHERE APPLICABLE MUST REMAIN WITHIN DIMENSIONS	DRAWN BY:    DATE: CHECKED BY:    DATE: APPROVED BY:    DATE:	TITLE 5.08 MM KK HDR VT RPIN		
			MATERIAL NO.    DOCUMENT NO.    SHEET NO.	MOLEX INCORPORATED SDAE-3003-N*    2 OF 08		

SEE CHART  
SDAE-3003-N\*

F

E

D

C

B

A

F

E

D

C

B

A

PART NO. SEE CHART  
 DRWG. NO. SDAE-3003-N\*

ENG. NO.	AE-3003-NA		AE-3003-NB		AE-3003-NC		AE-3003-ND		AE-3003-NF		
DIMN. "C"	(11.94 ± 0.51) .470 ± .020		(16.69 ± 0.51) .657 ± .020		(23.04 ± 0.51) .907 ± .020		(27.81 ± 0.51) 1.095 ± .020		(32.56 ± 0.51) 1.282 ± .020		
DIMN. "D"	(19.05) / .750		(23.80) / .937		(30.48) / 1.200		(34.92) / 1.375		(39.68) / 1.562		
DIMN. "E"	(3.94) / .155		(3.94) / .155		(4.27) / .168		(3.94) / .155		(3.94) / .155		
DIMN. "F"	(1.02) / .040		(1.02) / .040		(1.02) / .040		(1.02) / .040		(1.02) / .040		
DIMN. "G"	(1.02) / .040		(1.02) / .040		(1.02) / .040		(1.02) / .040		(1.02) / .040		
PLATING	(102) TIN (5.0µM) / .000200 MIN. OVER COPPER (2.5µM) / .000100 MIN.		(102) TIN (5.0µM) / .000200 MIN. OVER COPPER (2.5µM) / .000100 MIN.		(102) TIN (5.0µM) / .000200 MIN. OVER COPPER (2.5µM) / .000100 MIN.		(102) TIN (5.0µM) / .000200 MIN. OVER COPPER (2.5µM) / .000100 MIN.		(102) TIN (5.0µM) / .000200 MIN. OVER COPPER (2.5µM) / .000100 MIN.		
	PART NO.	ENG NO.	PART NO.	ENG NO.	PART NO.	ENG NO.	PART NO.	ENG NO.	PART NO.	ENG NO.	
NO. OF CIRCUITS	2	10-08-1021	AE-3003-2A	10-08-1022	AE-3003-2B	10-08-1023	AE-3003-2C	10-08-1024	AE-3003-2D	10-08-1026	AE-3003-2F
	3	▲ -1031	▲ -3A	▲ -1032	▲ -3B	▲ -1033	▲ -3C	▲ -1034	▲ -3D	▲ -1036	▲ -3F
	4	-1041	-4A	-1042	-4B	-1043	-4C	-1044	-4D	-1046	-4F
	5	-1051	-5A	-1052	-5B	-1053	-5C	-1054	-5D	-1056	-5F
	6	-1061	-6A	-1062	-6B	-1063	-6C	-1064	-6D	-1066	-6F
	7	-1071	-7A	-1072	-7B	-1073	-7C	-1074	-7D	-1076	-7F
	8	-1081	-8A	-1082	-8B	-1083	-8C	-1084	-8D	-1086	-8F
	9	-1091	-9A	-1092	-9B	-1093	-9C	-1094	-9D	-1096	-9F
	10	-1101	-10A	-1102	-10B	-1103	-10C	-1104	-10D	-1606	-10F
	11	-1111	-11A	-1112	-11B	-1113	-11C	-1114	-11D	-1116	-11F
	12	-1121	-12A	-1122	-12B	-1123	-12C	-1124	-12D	-1126	-12F
	13	-1131	-13A	-1132	-13B	-1133	-13C	-1134	-13D	-1136	-13F
	14	-1141	-14A	-1142	-14B	-1143	-14C	-1144	-14D	-1146	-14F
	15	-1151	-15A	-1152	-15B	-1153	-15C	-1154	-15D	-1156	-15F
	16	-1161	-16A	-1162	-16B	-1163	-16C	-1164	-16D	-1166	-16F
	17	-1171	-17A	-1172	-17B	-1173	-17C	-1174	-17D	-1176	-17F
	18	-1181	-18A	-1182	-18B	-1183	-18C	-1184	-18D	-1186	-18F
	19	▼ -1191	▼ -19A	▼ -1192	▼ -19B	▼ -1193	▼ -19C	▼ -1194	▼ -19D	▼ -1196	▼ -19F
	20	10-08-1201	AE-3003-20A	10-08-1202	AE-3003-20B	10-08-1203	AE-3003-20C	10-08-1204	AE-3003-20D	10-08-1206	AE-3003-20F

FOR PREVIOUS DRAWING ISSUES SEE MRI.

BK SEE SHEET 1

THIRD ANGLE PROJECTION		DIMENSIONS SHOWN ( METRIC ) INCH UNLESS OTHERWISE SPECIFIED TOLERANCES: ANGULAR ± 2° INCH (METRIC)		DRWG BY <b>GCH</b>  CHK'D BY  APP'D BY	REVISE ONLY ON CAD SYSTEM SH. REV.	
		DRAFT WHERE APPLICABLE MUST REMAIN WITHIN DIMENSIONS			CAD/CAM FILENAME SA3003X3 DGN THIS DRAWING CONTAINS INFORMATION THAT IS PROPRIETARY TO MOLEX INC. & SHOULD NOT BE USED WITHOUT WRITTEN PERMISSION	
DESIGN DIMENSION (PRIMARY) <input checked="" type="checkbox"/> (MM) <input type="checkbox"/> IN. EQUIVALENT DIMENSION (SECONDARY) <input type="checkbox"/> (MM) <input checked="" type="checkbox"/> IN.		SCALE		TITLE  <b>5.08 mm KK Hdr Vt RPin</b>		
MOLEX MOLEX EUROPE		SHEET NO. DATE 30F 29/8 /86		PART NO. DWG NO. SIZE SEE CHART SDAE-3003-N* B		