

PLEASE CHECK WWW.MOLEX.COM FOR LATEST PART INFORMATION

Part Number: [0503263504](#)
Status: **Active**
Description: Spade Tongue Terminal for 14 and 16 AWG, Closed Insulated Vinyl Flared Barrel, Blue, Stud Size 5 (M3), Oxygen-Free Copper, Length 20.30mm (.799")

Documents:

[Drawing \(PDF\)](#) [RoHS Certificate of Compliance \(PDF\)](#)
[Product Specification PS-50325-002 \(PDF\)](#)

General

Product Family	Ring and Spade Terminals
Series	50326
Crimp Quality Equipment	Yes
Mil-Spec	N/A
Product Name	VFY (Spade Vinyl Flared)
Type	Spade

Physical

Barrel Type	Closed - Brazed
Color - Resin	Blue
Insulation	PVC
Material - Plating Mating	Tin
Packaging Type	Bag
Stud Size	5 (M3)
Wire Size AWG	14, 16
Wire Size mm ²	1.04 - 2.63

Material Info

Reference - Drawing Numbers

Product Specification	PS-50325-002
Sales Drawing	SD-50326-001



image - Reference only

Series

EU RoHS

ELV and RoHS Compliant
REACH SVHC
 Not Reviewed
Halogen-Free Status
 Not Reviewed

China RoHS



Need more information on product environmental compliance?

Email productcompliance@molex.com
 For a multiple part number RoHS Certificate of Compliance, [click here](#)

Please visit the [Contact Us](#) section for any non-product compliance questions.

Search Parts in this Series
[50326Series](#)

F

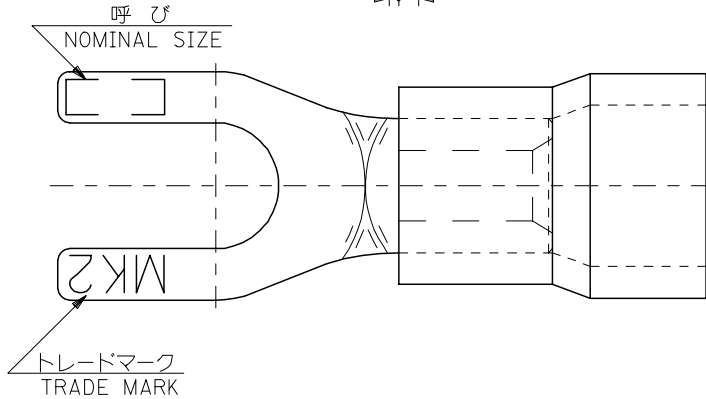
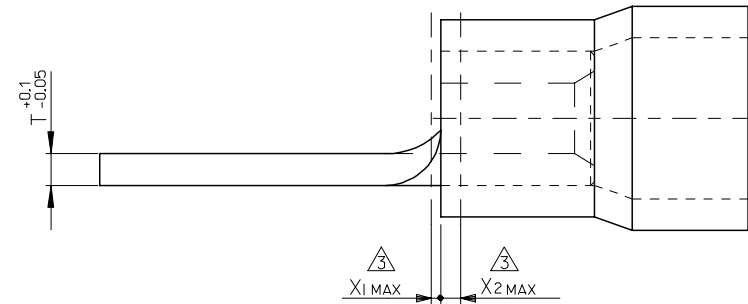
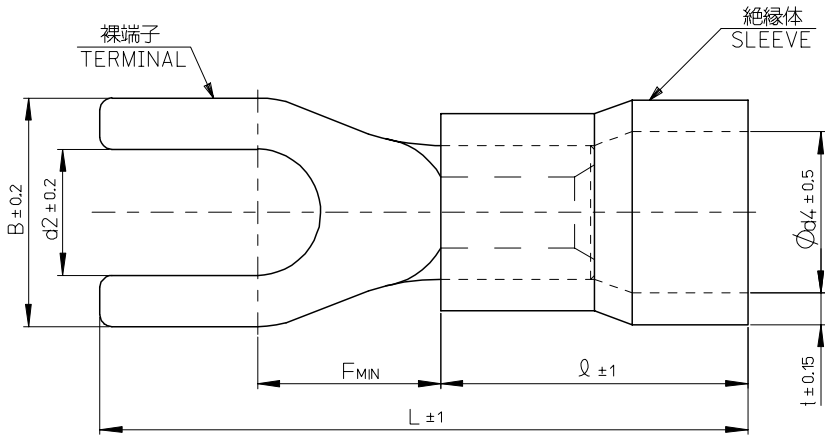
E

D

C

B

A



注記NOTES

1. 材質 MATERIAL

裸端子：無酸素銅，スズメッキ，ろう付け部 りん銅ろう
 TERMINAL: OXYGEN FREE HIGH CONDUCTIVITY COPPER (TIN PLATING)
 COPPER PHOSPHORUS BRAZING FILLER METALS (PART OF BRAZING)
 絶縁体：硬質塩化ビニル
 SLEEVE : PVC

2. 適用電線 APPLICABLE WIRE RANGE

ENG. NO.	単線(mm) SOLID WIRE (mm)	撚線(mm ²) STRANDED WIRE (mm ²)	AWG
50326-35**	1.14-1.82	1.04-2.63	#16-#14

△ X₁ 及び X₂ 寸法は、裸端子の筒部と絶縁体とのずれを表わす。
 THE DIMENSIONS X₁ AND X₂ INDICATE DISCREPANCY OF SLEEVE FROM THE END OF BARREL PART OF RING TERMINAL.

4. ENG NO.の説明

LEGEND OF ENG NO.

50326-35△*

- スリーブの色
 SLEEVE COLOR
 0.....白 (WHITE)
 2.....赤 (RED)
 3.....黄 (YELLOW)
 4.....青 (BLUE)
 6.....緑 (GREEN)
 9.....透明 (TRANSPARENCY)

0.8	0.8	4.8	9	0.4	0.4	24.5	8.1	6.4	12.0	6	50326-357*	
						21.3	6.8	5.3	9.5		5	-356*
						20.5	6.1	4.3	7.0		4L	-355*
											4	-354*
20.3	6.1	3.7	6.4	4S	-353*							
				3.5L	-352*							
				3.5	-351*							
										3	50326-350*	

RELEASED EC NO: J2007-1745 DRWNG: ITO 2007/03/07 CHKD: KASAHARA 2007/03/07 APPR: NUKITA 2007/03/07	GENERAL TOLERANCES (UNLESS SPECIFIED)		DIMENSION STYLE MM ONLY		SCALE ---	DESIGN UNITS METRIC	THIRD ANGLE PROJECTION	
	10 UNDER	± 0.2	DRAWN BY K. ITO	DATE 2006/12/13	TITLE INSULATED SPADE TERMINAL			
	10 OVER 30 UNDER	± 0.25	CHECKED BY K. KASAHARA	DATE 2006/12/13	MATERIAL NO.			
	30 OVER	± 0.3	APPROVED BY N. UKITA	DATE 2006/12/13	DOCUMENT NO. SD-50326-001			
	ANGULAR	± 3 °	DRAFT WHERE APPLICABLE MUST REMAIN WITHIN DIMENSIONS		SEE CHART		SHEET NO. 1 OF 1	