Voltage Controlled Oscillator

Model HV37T-11
Model HV37SM-112

RF Band

200 to 400 MHz

Electrical Specifications:[1]

Parameter	
Frequency Range	200 to 400 MHz
Power Output at 25°C (50 Ohm load)	+10 dBm, min.
Power Output Variation vs. Temperature	1.0 dB, typical
Frequency Drift vs. Temperature[2]	15 MHz, typical
Frequency Pulling (12 dB Return Loss)	6.0 MHz, typical
Frequency Pushing	1.0 MHz/V, typical
Tuning Voltage Limits	0 to +20 VDC
SSB Phase Noise (50 kHz offset)	-123 dBc/Hz, typical
Harmonics[3]	-12 dBc, typical
Spurious	-70 dBc, max.
Bias Voltage[4]	+15 VDC ±1%
Bias Current[5]	15 mA, typical
Operating Temperature	-55 to +100°C

Notes:
1. Specifications guaranteed over the operating temperature range. Those specifications indicated as typical are not guaranteed. Plots exemplify typical performance at +25°C
2. Total frequency drift over the full temperature range.
3. Worst case harmonics over the frequency range.
4. Alternate bias voltages available.
5. Lower bias current available.
6. Military screening available.

Typical Performance at 25°C

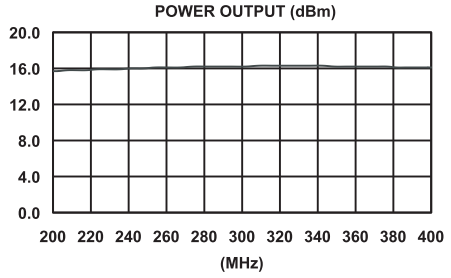

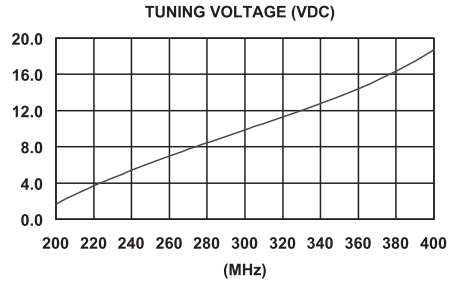

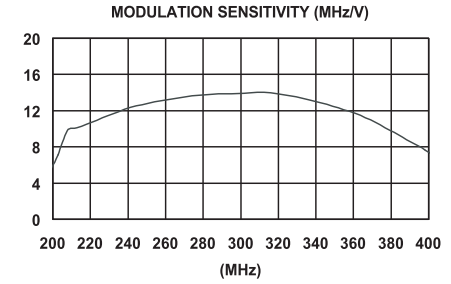

HV37T-11

Outline: TO-8

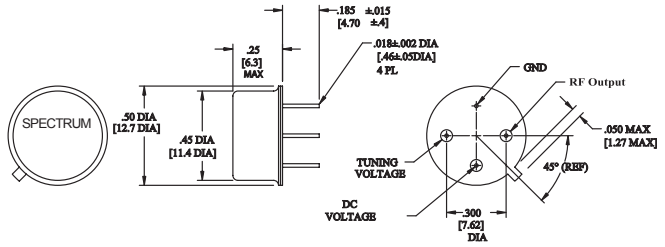

All dimensions are in inches and [mm].

HV37SM-112

Outline: SMV2

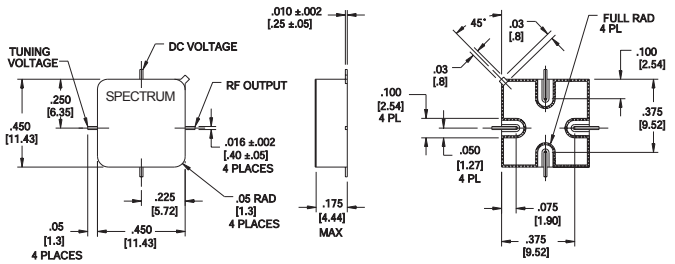

Spectrum Microwave · 2144 Franklin Drive N.E. · Palm Bay, FL 32905 · PH (888) 553-7531 · Fax (888) 553-7532

www.SpectrumMicrowave.com Spectrum Microwave (Europe) · 2707 Black Lake Place · Philadelphia, PA 19154 · PH (215) 464-4000 · Fax (215) 464-4001