

### SMD INDUCTOR DR365-1 SERIES

#### Features

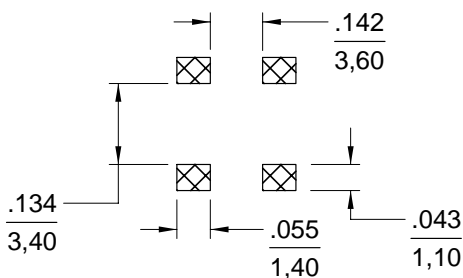
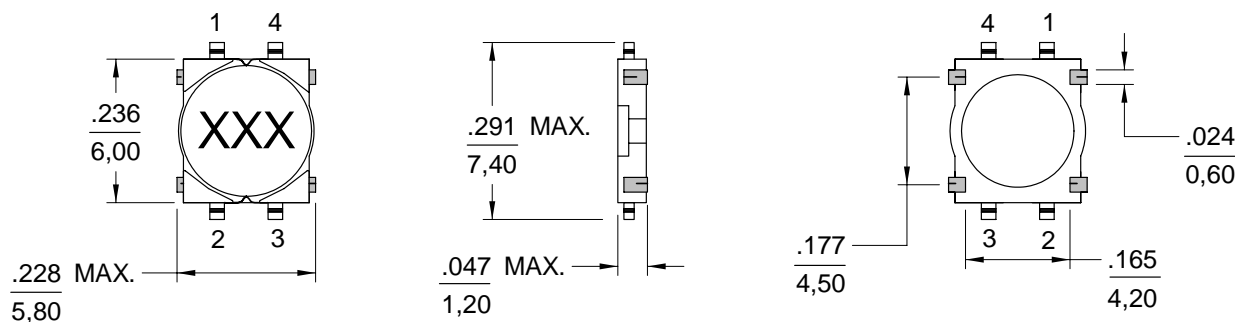
- Low Profile Surface Mount Design
- Inductance Range from 3.3μH to 100μH
- Temperature Range -40°C to +85°C
- Tinned Leads with Leaded Solder is Available (note 4)



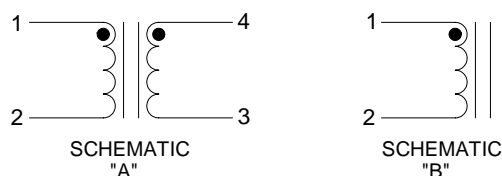
#### ELECTRICAL SPECIFICATION AT 25°C

Part Number	Inductance (μH) @ 100kHz, 0.1V	DCR (Ω) Max.	Rated DC Current (A) Max.	Schematic
DR365-1-332	3.3 ± 20%	0.11	0.94	A
DR365-1-472	4.7 ± 20%	0.16	0.80	A
DR365-1-682	6.8 ± 20%	0.22	0.65	A
DR365-1-103	10.0 ± 20%	0.28	0.53	A
DR365-1-153	15.0 ± 20%	0.44	0.40	A
DR365-1-223	22.0 ± 20%	0.67	0.36	B
DR365-1-333	33.0 ± 20%	0.98	0.32	B
DR365-1-473	47.0 ± 20%	1.38	0.26	B
DR365-1-683	68.0 ± 20%	1.70	0.23	B
DR365-1-104	100.0 ± 20%	2.80	0.20	B

#### MECHANICAL OUTLINES



SUGGESTED PAD LAYOUT



#### NOTES:

1. Dimensions are shown in inches/millimeters  
Unless otherwise specified, tolerance = Inches: ±0.010  
= Millimeters: ±0,25
2. Inductance is approximately 10% lower @ rated DC current from initial value
3. Tape & Reel Packaging, 2000 pieces per reel.
4. For non-RoHS parts replace DR prefix with 42- (e.g. DR365-1 becomes 42-365-1)
5. Terminal finish is compliant to RoHS requirements.  
Solder in accordance with J-STD-020C.