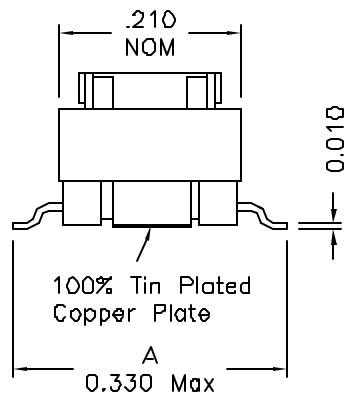
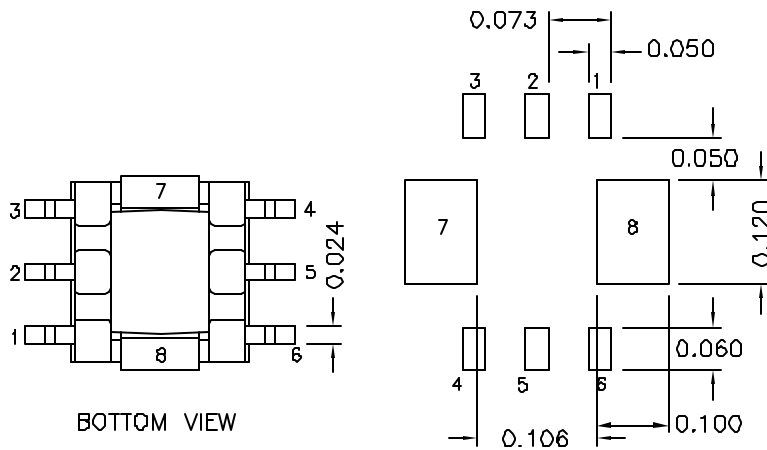
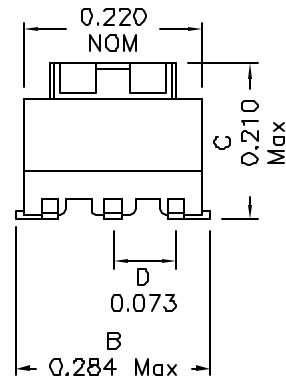


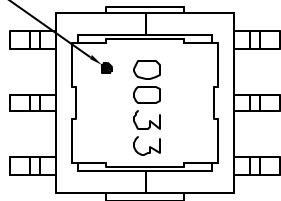
## 1. Mechanical Dimensions:



SUGGESTED PCB LAYOUT

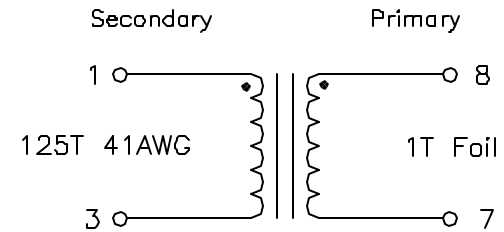


White dot for indicates Pin #1



TOP VIEW

## 2. Schematic:



## 3. Electrical Specifications:

- OCL: Pins 1-3 3000uH Min @100KHz 0.1V (-20 to +85°C)  
 Pins 1-3 2800uH Min @100KHz 0.1V (-40°C to -20°C)  
 Q: Pins 1-3 10 Min @10KHz 0.1V  
 DCR: Pins 1-3 6.50 Dhms Max.  
 Hipat: 500Vac, Pri to Sec  
 Terminating Resistor: 20.83 Ohms for 1Vout  
 Turns Ratio: Pins (1-3):(8-7)=125:1

### Notes:

1. Solderability: Leads shall meet MIL-STD-202G.
2. Flammability: UL94V-0
3. ASTM oxygen index: > 28%
4. Insulation System: Class F 155°C. UL file E151558
5. All listed parameters are to be within tolerance from -40C to +85C unless otherwise noted
6. Storage Temperature Range: -55°C to +125°C
7. Aqueous wash compatible
8. SMD Lead Coplanarity:  $\pm 0.004^\circ$ (D.102mm)
9. Electrical and mechanical specifications 100% tested
10. RoHS Compliant Component

DOC. REV. A/4

**PROPRIETARY** Document is the property of XFMRs Group & is not allowed to be duplicated without authorization.

XFMRs Inc www.XFMRs.com	Model: Current Sense Xfmr		
	Unless Otherwise Specified		P/N: XF0033-EE5CS
TOLERANCES: .xxx ±0.010		DWN.	Xianyí
Dimensions in INCH		CHK.	YK Liao
SHEET 1 OF 1		APP.	Joe Huff
			REV. A
			Sep-23-09
			Sep-23-09
			Sep-23-09