



Micro Commercial Components

Micro Commercial Components
 20736 Marilla Street Chatsworth
 CA 91311
 Phone: (818) 701-4933
 Fax: (818) 701-4939

TIP100
TIP101
TIP102

NPN Plastic
Medium-Power
Silicon Transistors

Features

- Lead Free Finish/RoHS Compliant(Note 1) ("P" Suffix designates RoHS Compliant. See ordering information)
- High DC Current Gain : $h_{FE}=2500$ (Typ) @ $I_C=4.0A_{dc}$
- Low Collector-Emitter Saturation Voltage
- Monolithic Construction with Built-in Base-Emitter Shunt Resistors
- TO-220 Compact package
- Case Material: Molded Plastic. UL Flammability Classification Rating 94V-0 and MSL Rating 1

Maximum Ratings

Symbol	Parameter	Rating	Unit
V_{CEO}	Collector-Emitter Voltage	TIP100	60
		TIP101	80
		TIP102	100
V_{CBO}	Collector-Base Voltage	TIP100	60
		TIP101	80
		TIP102	100
V_{EBO}	Emitter-Base Voltage	5.0	V
I_C	Collector Current-continuous	8.0	A
I_{CP}	Collector Current-peak	15	A
I_B	Base Current	1.0	A
P_D	Collector Dissipation @ $T_C=25^\circ C$ Derate above $25^\circ C$	80	W
		0.64	W/ $^\circ C$
T_J	Junction Temperature	-55 to +150	$^\circ C$
T_{STG}	Storage Temperature	-55 to +150	$^\circ C$

Electrical Characteristics @ 25°C Unless Otherwise Specified

Symbol	Parameter	Min	Max	Units
--------	-----------	-----	-----	-------

OFF CHARACTERISTICS

$V_{CEO(SUS)}$	Collector-Emitter Sustaining Voltage ($I_C=30mA_{dc}$, $I_B=0$)	TIP100	60	---	Vdc
		TIP101	80	---	
		TIP102	100	---	
I_{CEO}	Collector Cut-off Current ($V_{CE}=30V_{dc}$, $I_B=0$) ($V_{CE}=40V_{dc}$, $I_B=0$) ($V_{CE}=50V_{dc}$, $I_B=0$)	TIP100	---	50	μA_{dc}
		TIP101	---	50	
		TIP102	---	50	
I_{CBO}	Collector Cut-off Current ($V_{CB}=60V_{dc}$, $I_E=0$) ($V_{CB}=80V_{dc}$, $I_E=0$) ($V_{CB}=100V_{dc}$, $I_E=0$)	TIP100	---	50	μA_{dc}
		TIP101	---	50	
		TIP102	---	50	
I_{EBO}	Emitter Cut-off Current ($V_{BE}=5.0V_{dc}$, $I_C=0$)	---	8.0	mA_{dc}	

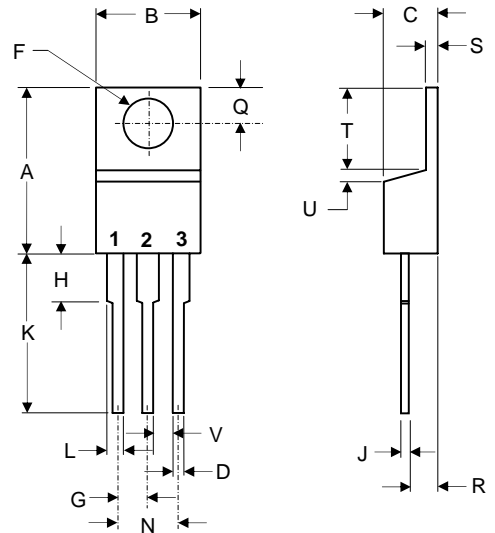
ON CHARACTERISTICS (1)

$h_{FE(1)}$	DC Current Gain ($I_C=3.0A_{dc}$, $V_{CE}=4.0V_{dc}$) ($I_C=8.0A_{dc}$, $V_{CE}=4.0V_{dc}$)	1000 200	20000 ---	----
$V_{CE(sat)}$	Collector-Emitter Saturation Voltage ($I_C=3.0A_{dc}$, $I_B=6.0mA_{dc}$) ($I_C=8.0A_{dc}$, $I_B=80mA_{dc}$)	---	2.0 2.5	Vdc
$V_{BE(ON)}$	Base-Emitter On Voltage ($I_C=8.0A_{dc}$, $V_{CE}=4.0A_{dc}$)	---	2.8	Vdc
hfe	Small-Signal Current Gain ($I_C=3.0A_{dc}$, $V_{CE}=4.0V_{dc}$, $f=1.0MHz$)	4.0	---	---
C_{ob}	Output Capacitance ($V_{CB}=10V$, $I_E=0$, $f=0.1MHz$)	---	200	pF

(1) Pulse Test: Pulse Width<300us, Duty Cycle<2%

Notes:1.High Temperature Solder Exemption Applied, see EU Directive Annex 7.

TO-220



PIN 1. BASE
 PIN 2. COLLECTOR
 PIN 3. EMITTER

DIM	DIMENSIONS				NOTE
	INCHES		MM		
A	.560	.625	14.22	15.88	
B	.380	.420	9.65	10.67	
C	.140	.190	3.56	4.82	
D	.020	.045	0.51	1.14	
F	.139	.161	3.53	4.09	∅
G	.190	.110	2.29	2.79	
H	---	.250	---	6.35	
J	.012	.025	0.30	0.64	
K	.500	.580	12.70	14.73	
L	.045	.060	1.14	1.52	
N	.190	.210	4.83	5.33	
Q	.100	.135	2.54	3.43	
R	.080	.115	2.04	2.92	
S	.045	.055	1.14	1.39	
T	.230	.270	5.84	6.86	
U	----	.050	----	1.27	
V	.045	----	1.15	----	

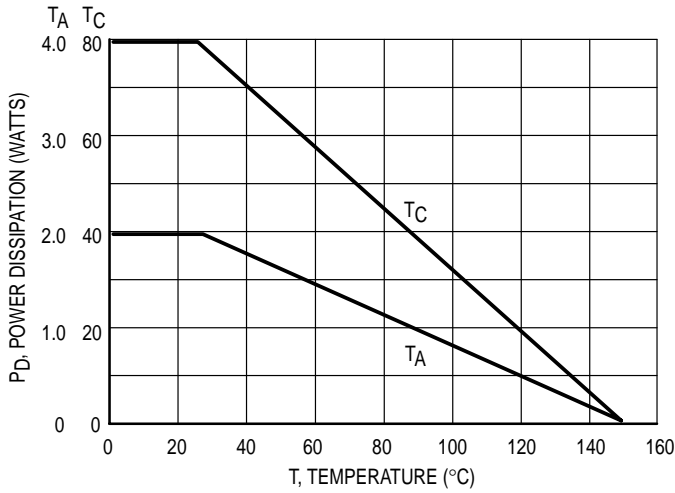


Figure 1. Power Derating

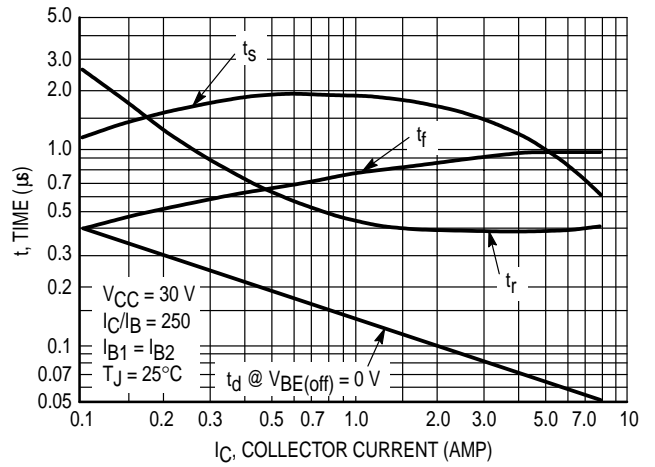


Figure 2. Switching Times

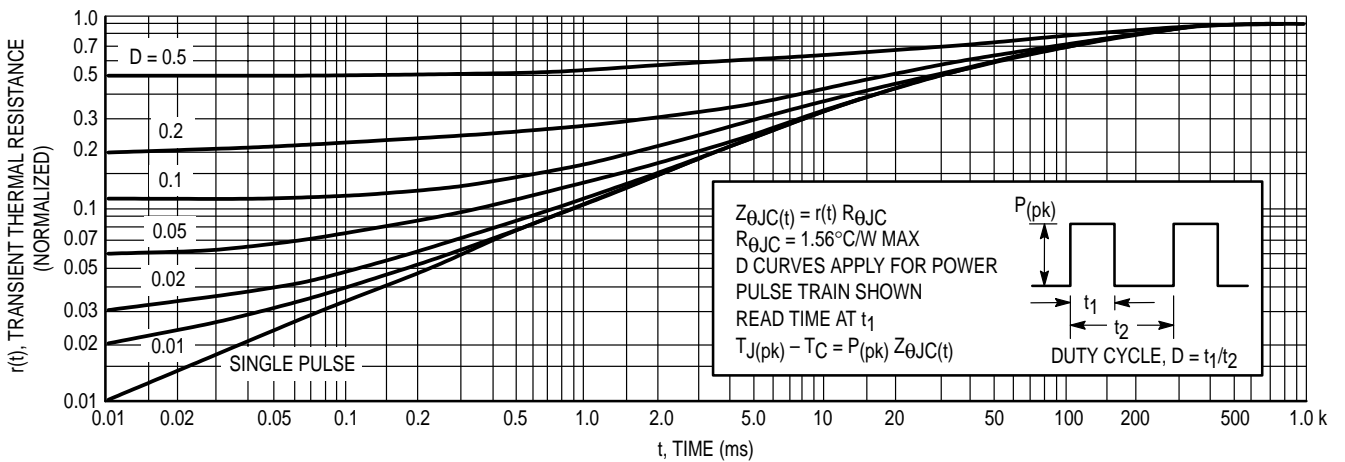


Figure 3. Thermal Response

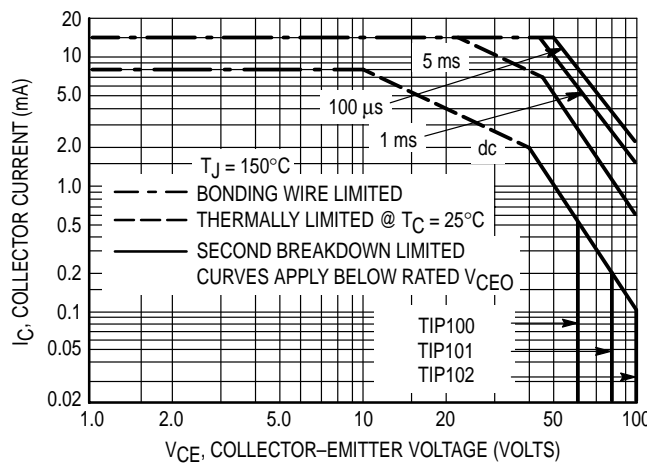


Figure 4. Active-Region Safe Operating Area

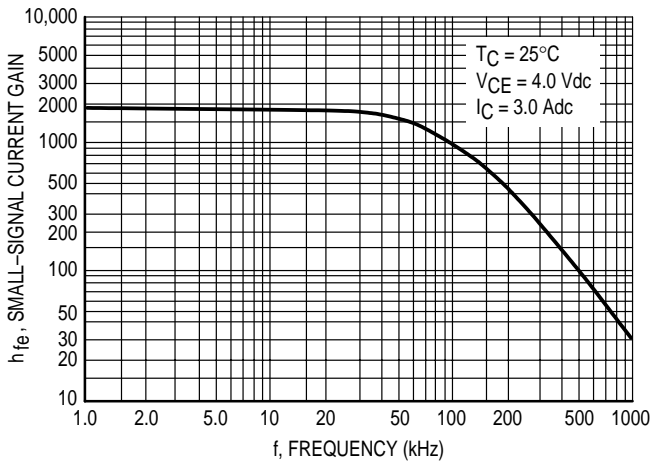


Figure 5. Small-Signal Current Gain

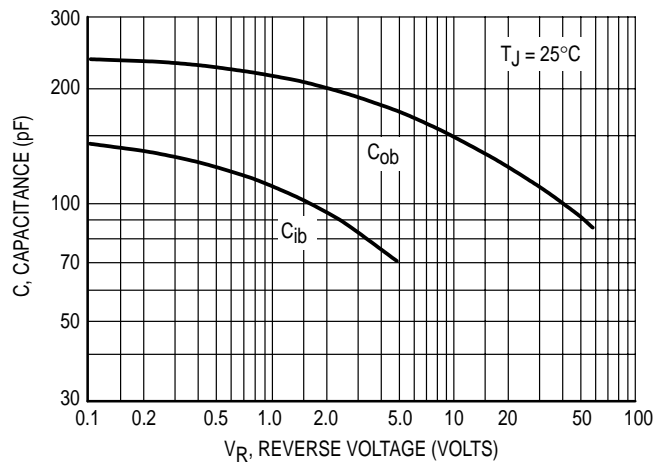


Figure 6. Capacitance

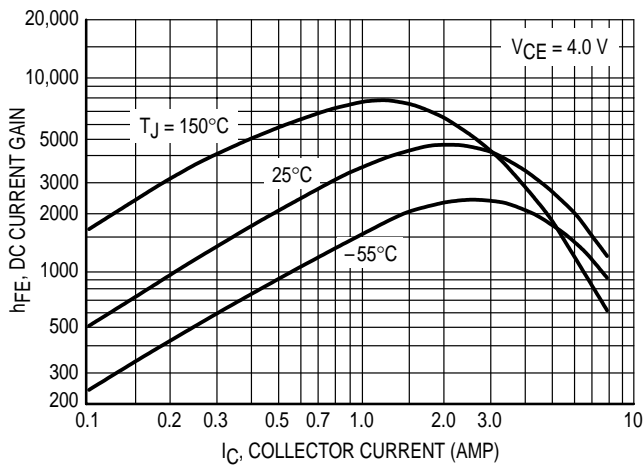


Figure 7. DC Current Gain

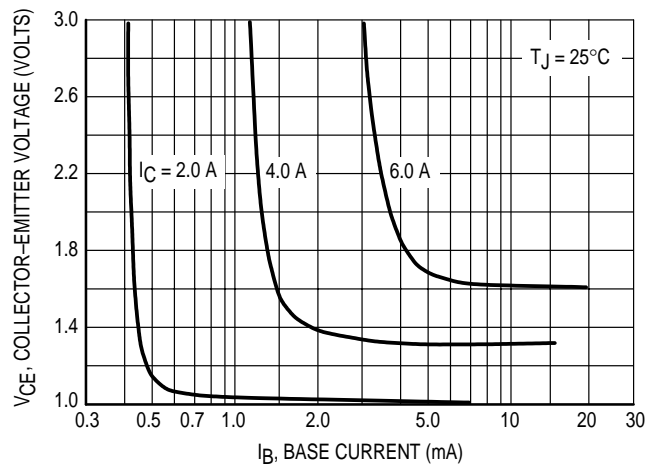


Figure 8. Collector Saturation Region

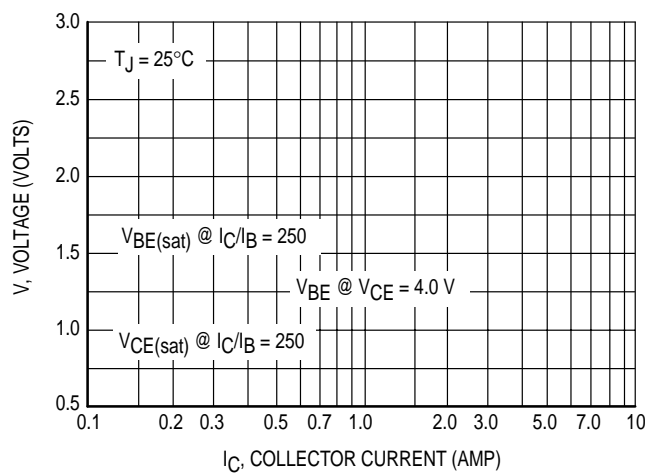


Figure 9. "On" Voltages



Micro Commercial Components

Ordering Information

Device (Part Number)-BP	Packing Bulk;1Kpcs/Box
----------------------------	---------------------------

*****IMPORTANT NOTICE*****

Micro Commercial Components Corp. reserves the right to make changes without further notice to any product herein to make corrections, modifications, enhancements, improvements, or other changes. *Micro Commercial Components Corp.* does not assume any liability arising out of the application or use of any product described herein; neither does it convey any license under its patent rights, nor the rights of others. The user of products in such applications shall assume all risks of such use and will agree to hold *Micro Commercial Components Corp.* and all the companies whose products are represented on our website, harmless against all damages.

*****APPLICATIONS DISCLAIMER*****

Products offer by *Micro Commercial Components Corp.* are not intended for use in Medical, Aerospace or Military Applications.