

SMD Schottky Barrier Diode



SMD Diodes Specialist

CDBP0130R

$I_o=100\text{mA}$

$V_R=30\text{V}$

RoHS Device

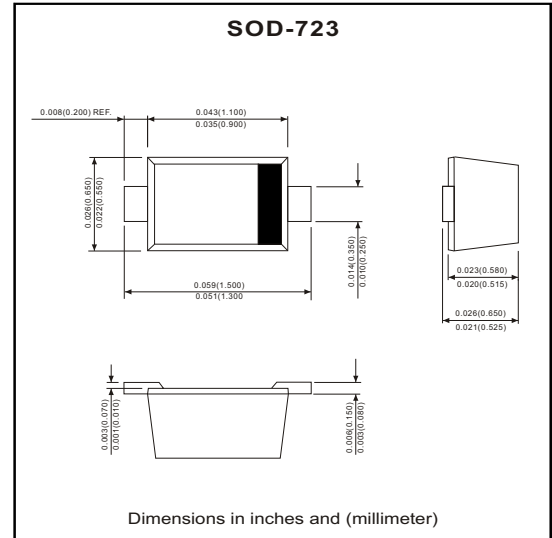


Features

- Small surface mounting type.
- Low reverse current and low forward voltage.
- High reliability.

Mechanical Data

- Case: Molded plastic SOD-723
- Terminals: Solderable per MIL-STD-750, Method 2026.1.
- Polarity: Indicated by cathode band.
- Mounting position: Any.
- Marking: E



Maximum Ratings (at $T_A=25^\circ\text{C}$ unless otherwise specified)

Parameter	Symbol	Limits	Unit
DC reverse voltage	V_R	30	V
Mean rectifying current	I_o	100	mA
Peak forward surge current	I_{FSM}	500	mA
Junction temperature	T_J	125	$^\circ\text{C}$
Storage temperature	T_{stg}	-40 to +125	$^\circ\text{C}$

Electrical Ratings (at $T_A=25^\circ\text{C}$ unless otherwise specified)

Parameter	Conditions	Symbol	Min.	Max.	Unit
Forward voltage	$I_F=10\text{mA}$	V_F		0.45	V
Reverse current	$V_R=10\text{V}$	I_R		0.5	μA

ELECTRICAL CHARACTERISTIC CURVES (CDBP0130R)

Fig.1 Forward Characteristics

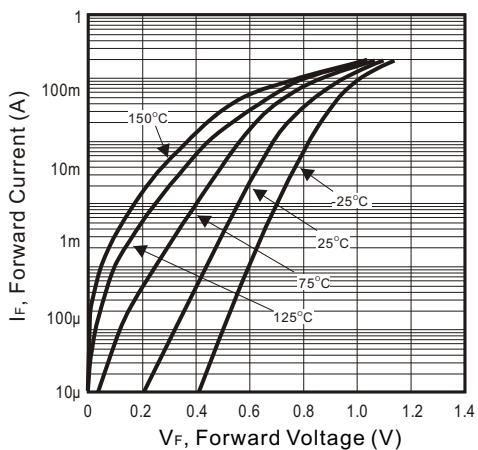


Fig.2 Reverse Characteristics

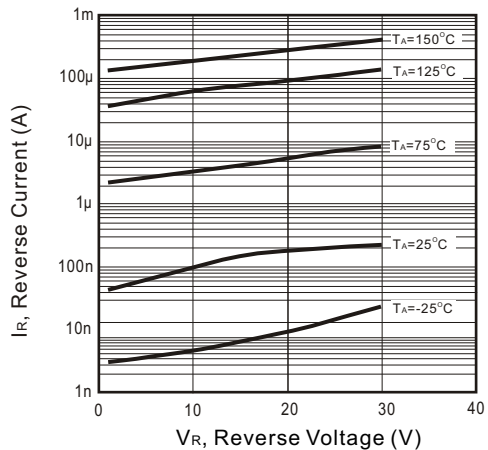


Fig.3 Capacitance between terminals

