



Features

● R·A·V-BWZ-2A

This model is designed specifically for use in AC power line applications. This model uses specially treated discharge electrodes for greatly enhanced noise immunity test and surge life making it optimum for the protection of single-phase power supply circuits.

● R·A·V-BXZ-2A

This model is designed for use in three-phase power circuit applications. Combining multiple RAVs with specially treated electrodes for greatly enhanced noise immunity test and surge life, this model is constructed in a unit-molded body.

● R·A·V-BYZ-2

This model is designed for use in three-phase power circuit applications. It is designed to protect against "normal mode" noise transient surges.

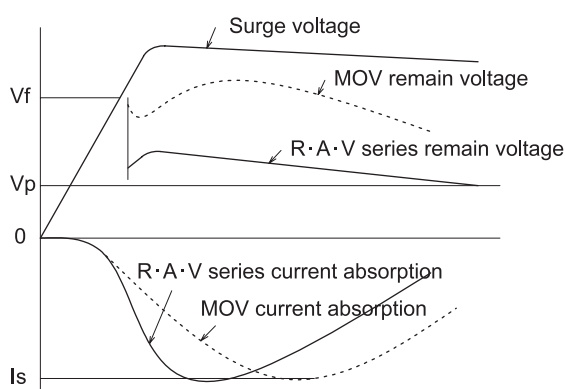
When used in conjunction with the RAV-BXZ-2A, it will furnish complete protection of equipment from both Normal and Common mode transient voltage surges.



Safety Agency : Standard		File NO.
UL	UL1449	E143446
CSA	C22.2 No.8	LR105073

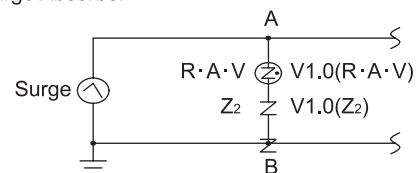


Surge absorption capacitance remain voltage comparison chart

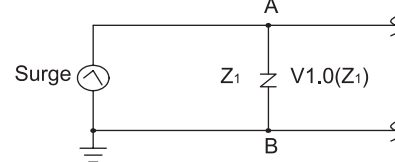


Vf: Beakdown voltage
 Vp: Peak circuit voltage
 $V_p = V_{rms} \times \sqrt{2}$
 IS: Max. surge current
 $V1.0(R \cdot A \cdot V) + V1.0(Z_2) = V1.0(Z_1)$

- Surge Absorber



- MOV





R·A·V-BWZ-2A, BXZ-2A, BYZ-2 SERIES

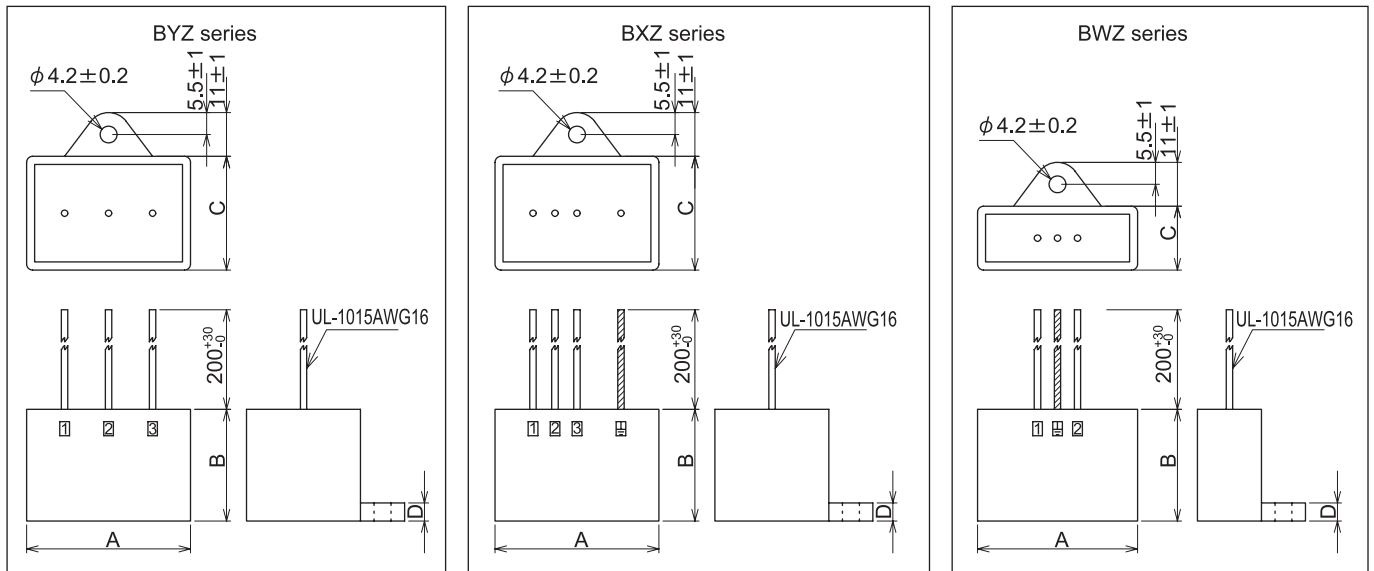
SURGE PROTECTOR



Safety Agency		Model Number	Circuit Voltage (50/60HzVrms)	Max. Line Voltage (Vrms)	Clamp Voltage V1.0 + 10%	Peak Surge Current 8/20μs(A)	Peak Surge Voltage 1.2/50μs(A)	Capacitance (PF) Max.	Operating Temp. range (°C)	Weight (g)
UL	CS									
○	○	R·A·V-401BWZ-2A	125 1 φ	145	403	2500	20k	-20 ~ +70	60	
○	○	R·A·V-781BWZ-2A	250 1 φ	300	783					
○	○	R·A·V-781BXZ-2A	250 3 φ	300	783					
○	○	R·A·V-781BYZ-2	250 3 φ	300	783					
—	—	R·A·V-142BXZ-2	400 3 φ	450	1385	1000	12k	-20 ~ +70	140	
—	—	R·A·V-142BYZ-2	400 3 φ	450	1385					
—	—	R·A·V-152BXZ-2A	460 3 φ	500	1476	2500	20k	-20 ~ +70	100	
○	○	R·A·V-152BYZ-2A								

Dimensions

Unit: mm



Model	A±1.0	B±1.0	C±1.0	D±0.5
R·A·V-401BWZ-2A	40	28	16	4.5
R·A·V-781BWZ-2A				
R·A·V-781BXZ-2A	41	28	28.5	4.5
R·A·V-781BYZ-2				
R·A·V-142BXZ-2	59.9	43.5	30.6	5
R·A·V-142BYZ-2				
R·A·V-152BXZ-2A	41	28	28.5	4.5
R·A·V-152BYZ-2A				

Circuit

